

# A New Home or a Temporary Refuge?

The situation of refugees from Ukraine  
applying for the Polish personal  
identification number (PESEL)  
in the 12 largest Polish cities  
at the end of April 2022

A SURVEY REPORT:  
SEPTEMBER 2022

CENTRUM ANALIZ I BADAŃ



UNIA  
METROPOLII  
POLSKICH

IM. PAWŁA ADAMOWICZA

---

## Authors

Project leader: Marcin Wojdat

Marta Pachocka

Anna Sobestjańska

Alicja Sopińska

Magdalena Wojno

## Research and analytical support

Robert Sobiech

## Editor

Małgorzata Arażny

## Typesetting and graphic design

Aleksandra Jasionowska and Ale Dobrze Studio

## Prepared by

Research and Analysis Centre, Paweł Adamowicz Union of Polish Metropolises



# From mid-March 2022, Ukrainian nationals fleeing the war started by Russia have been able to apply for the Polish personal identification number (PESEL).

The PESEL number allows Poland-based Ukrainians to access welfare services and benefits such as the Family 500+ or the Good Start (300+) programmes, set up their own business and use the public healthcare system.

Aware that most of the Ukrainian refugees are staying in the largest Polish metropolises, we decided to learn more about the situation of those who applied for a PESEL number in the 12 cities associated in the Paweł Adamowicz Union of Polish Metropolises (“UMP” – Białystok, Bydgoszcz, Gdańsk, Katowice, Kraków, Lublin, Łódź, Poznań, Rzeszów, Szczecin, Warsaw, Wrocław).

Our survey provides a picture of refugees from Ukraine who arrived in Poland by the end of April 2022. It shares facts about their situation, needs, problems, and plans for the future.

## Contents

Introduction	—	4
Notes on Methodology	—	5
Summary of results:		
Key Numbers	—	8
Key Conclusions	—	9
Sample Structure	—	11
Results Overview:		
Entry into Poland	—	17
Housing Situation	—	18
Financial Standing	—	21
Employment Prospects	—	23
Education and Childcare	—	25
Aiding Ukrainian Refugees	—	29
Sources of Information about Available Assistance	—	32
Refugees’ Most urgent Needs	—	35
Refugees’ Main Concerns	—	36
Relations with Poles	—	38
Future Plans	—	40
Results for UMP Cities:		
Białystok	—	43
Kraków	—	95
Rzeszów	—	147
Bydgoszcz	—	56
Lublin	—	108
Szczecin	—	160
Gdańsk	—	69
Łódź	—	121
Warsaw	—	173
Katowice	—	82
Poznań	—	134
Wrocław	—	186



# Introduction

---

At the end of February 2022, the Russian Federation launched the most violent and extensive military operation on the territory of Ukraine since 2014. In the aftermath of hostilities, a humanitarian crisis erupted in Ukraine, which forced internal displacement of people on an unprecedented scale and caused several million others to flee abroad, primarily to Ukraine's neighbouring countries. Poland became the main host country for migrating Ukrainian nationals. It had to provide them with proper humanitarian aid in a short time. Later, the aid began to transform into systemic and more organised reception assistance planned in the medium term and into long-term integration activities. Since the beginning of the crisis, these activities have involved a large number of different state and non-state actors, both from Poland and abroad. Polish cities, including those associated in the UMP, are playing a special role in this process as they have been shouldering the main burden of receiving the incoming refugees.

The effectiveness of measures put in place during the current crisis requires a quick diagnosis of the scale and nature of the problem. The picture of the demographic and social structure, needs, attitudes, concerns, or future plans of people fleeing Ukraine is still blurred.

This report is a follow-up to our previous work aimed to estimate and learn more about the population of Ukrainian forced migrants who came to Poland after 24 February 2022 as a result of Russia's invasion of Ukraine. The data obtained from the survey is expected to help the cities prepare to accept migrants and provide them with targeted support in everyday life among new local communities, as well as ensuring access to municipal public services. The report, *A New Home or A Temporary Refuge?*, is yet another important research initiative which relies on a consistent methodology and research technique based on a single survey. This ensures that our data collected in the 12 largest Polish cities can be used for comparative purposes.

---

Marta Pachocka, PhD

head of the Migration Policy Team at the Centre for Migration Research, Warsaw University

assistant professor at the Department of Political Studies, Institute of International Studies, College of Economics and Social Sciences, Warsaw School of Economics



# Notes on Methodology

---

The main objective of the survey was to draw up a picture of refugees from Ukraine applying for a PESEL number in the 12 UMP cities and learn about their situation in Poland and plans for the future. The scope of the survey covered the following: the social and financial position of the refugees, including some demographic aspects, the use of various forms of support in the UMP cities and assessment of their effectiveness, the refugees' current needs and plans for the future.

The survey was conducted in the second half of April 2022 (21–29 April) by the DANAE Sp. z o.o. It was commissioned by the Research and Analysis Centre of the Union of Polish Metropolises. The quantitative survey involved the completion of a paper questionnaire. At designated points in the 12 UMP cities, interviewers handed out the questionnaire in Ukrainian to be filled in by respondents. Next, the completed questionnaires were to be inserted in a labelled box.

The respondents were adult refugees from Ukraine who, in accordance with the Act of 12 March 2022 on Assistance to Citizens of Ukraine in Connection with the Armed Conflict on the Territory of Ukraine (Journal of Laws of 2022, item 583), applied for a PESEL number and when approached by the interviewers were waiting at a PESEL assignment station in one of the 12 UMP cities (at least one such station had been set up in each of the cities). Ultimately, the sample

was N=3635. The collected data was then weighed against the structure of the population who had been assigned a PESEL number in individual cities (number, gender, age), which allowed the survey results to be referred to the entire population of Ukrainian refugees who were applying for PESEL in the analysed period. At the same time, it should be kept in mind that these people are only a slice of the population that reached Poland. The sample shows that the surveyed respondents were well-educated and enterprising refugees. Still, many Ukrainian nationals did not decide to apply for PESEL in that period at all.

Consequently, the survey findings must not be generalised to apply to the entire population of migrants entering Poland. Moreover, when interpreting the survey results, the moment of completing the questionnaire must be considered. It shows who were the people who decided to apply for a PESEL number back then, when they had entered Poland, etc. Persons surveyed before obtaining PESEL may return different opinions and have different awareness of their PESEL-related rights and privileges than those interviewed several days after obtaining it. The same survey carried out with the same group of people but in a different time may return dissimilar results. Having a different perception of their situation, the respondents are likely to respond differently.

The specific objectives of the survey were as follows:

- To identify the most essential needs of refugees from Ukraine.
- To identify the social structure of refugees from Ukraine.
- To learn about the movement of refugees from Ukraine, both up to now and in the future.
- To assess the relevance and effectiveness of support rendered by city authorities, government administration, and non-governmental organisations.
- To identify channels of communication with refugees from Ukraine.
- To obtain a picture of social relations with a view to exposing current and future social conflicts.
- To learn the refugees' future plans.

Due to the rounding of decimals, in some cases the data shown on charts may not add up to 100%.



After analysing the quantitative data, an expert panel was held to obtain a broader view of the studied phenomenon. The panel meeting was convened two months after the quantitative part of the project, i.e. on 25 June 2022. The time interval allowed the experts to gain an even broader perspective of the phenomena taking place in April and their effects. The meeting took several hours and was attended by female experts, researchers and practitioners, dealing with international migration and foreigners' affairs in Poland in the broad context – as well as selected public policies and strategies, in particular immigration, asylum, and integration policies (plus education and social policies in the context of integration).

The data collected in the survey was analysed and combined with the experts' knowledge and experience.

---

---

The meeting was chaired by Dr Marta Pachocka, and the attendees were:

- Dr Iryna Degtyarova, representative of the Rector of the Warsaw School of Economics for cooperation with Ukrainian universities; Doctor of Social Sciences in political and administrative sciences; research and scientific assistant professor at the Polish Rectors' Foundation;
- Anna Gołygowska, headmistress of Henryk Sucharski Primary School No. 141 in Warsaw;
- Maria Malyshko, psychologist from the Multicultural Centre in Warsaw; supports forced migrants from Ukraine;
- Ksenia Naranovich, co-founder and president of the Besides Borders Development Foundation in Warsaw;
- Dr Oksana Pestrykova, consultant for regularisation and employment at a consultation point in the Ukrainian House in Warsaw; Doctor of Historical Sciences; graduate of the Oles Honchar Dnipro National University;
- Anna Szadkowska-Ciężka, deputy director of the Civic Participation Office of Lublin Municipality; responsible for equal treatment and public consultation;
- Magdalena Wojno, coordinator of the UMP Committee for Social Affairs, the Migration and Integration Team, and the Accessibility Team.





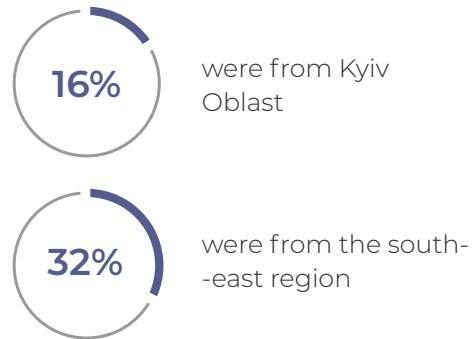
# Summary of Results



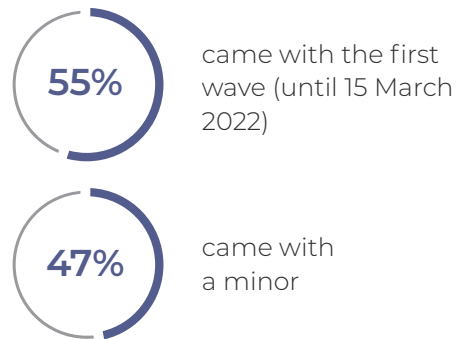
# Key numbers

End of April 2022 data

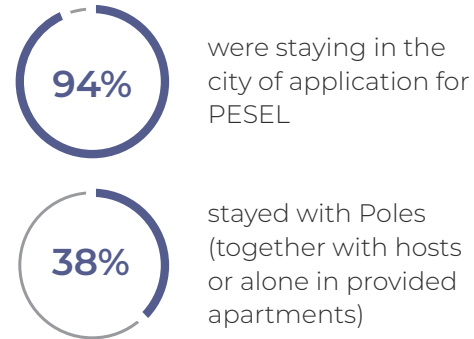
## Origin



## Entry into Poland



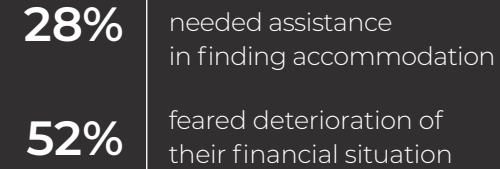
## Place of stay and housing situation



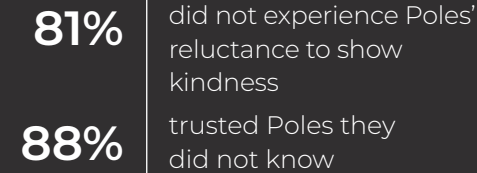
## Financial and employment situation



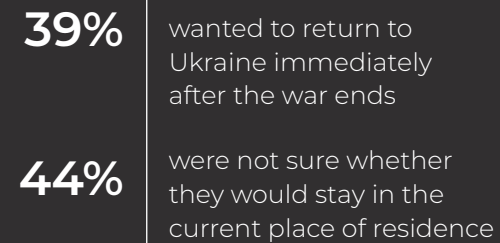
## Ukrainians' main needs and concerns



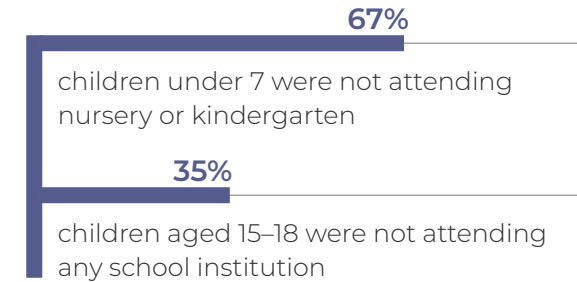
## Relations with Poles



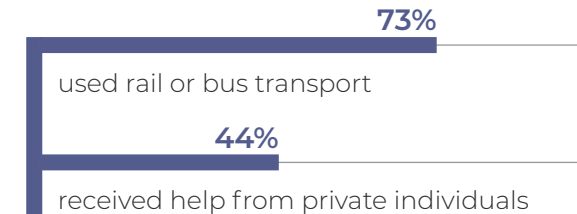
## Future plans



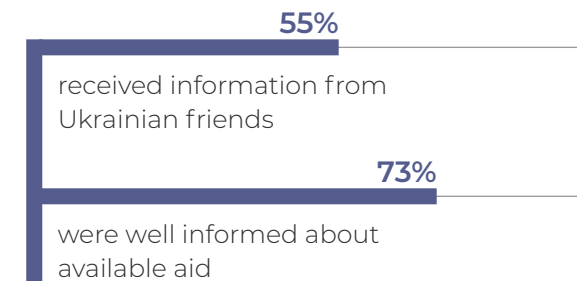
## Use of childcare and education



## Aid to Ukrainian refugees



## Sources of information about available aid







# Key Conclusions

End of April 2022 data

The vast majority of refugees who had applied for a PESEL number in the UMP cities by late April 2022 were women (91%). They were mostly young persons: up to 44 years old (69% of the respondents). Only 9% of the respondents were men.

**The refugees applying for a PESEL number in April were of a high social status.** Nearly half of the respondents (45%) had a university degree and 34% secondary education. About 40% were people who had held specialist or managerial positions or had been self-employed before leaving the country.

**53% of the respondents were interested in taking up employment in Poland, but only every third person in this group (17%) was after a job corresponding to their actual qualification and education.**

Only a small group (18%) of the respondents managed to find a job in Poland in April. 16% of the respondents were not working and were not interested in finding employment. The respondents in (73%) and Białystok (58%) proved most active in terms of employment; those surveyed in Gdańsk (16%) and Łódź (18%) quite the opposite.

**Nearly half of the respondents (47%) came to Poland with minors.** Only 21% arrived unaccompanied by any family members or friends.

**In April 2022, the largest group of the surveyed was living with Polish citizens (private persons), either together with the hosts or in independent premises provided by Polish owners (38%). 20% of this figure were sharing an apartment with the Polish hosts, and 18% were offered vacant premises to be on their own. The next most popular type of shelter was with friends or family from Ukraine. It was the choice of 23% of the respondents.** The cities in which living with friends or family from Ukraine was the most common were: Wrocław (41%), Szczecin (37%), Łódź (34%), and Poznań (29%).

**Before coming to Poland, the surveyed refugees had most often been helped/guided by friends from Ukraine living in Poland (46%)** and Poles whom they did not know (15%). Only 4% of the respondents said that Polish civil servants had helped them in finding accommodation.

**Thanks to assistance rendered by other Ukrainians, 65% of the respondents in Łódź and about 50% in Poznań, Warsaw, and Wrocław found accommodation.** About 30% of the respondents from Białystok and Bydgoszcz and less than 10% of the respondents from Katowice, Poznań, and Wrocław had taken advantage of assistance provided by volunteers or unknown Poles.

**43% of the surveyed were able to afford to rent an apartment on their own.** In Szczecin 73% of the respondents were paying for rented premises; the figure for Wrocław was 55%. The lowest number of the surveyed who were paying for accommodation was reported in Rzeszów (22%) and Białystok (27%).

**In April, 44% of the respondents did not know whether they plan to move to another place/apartment in the near future.** Those who intended to do so still wanted to remain in the same locality. Only 18% of the respondents said that they intended to remain where they

were staying. Such responses were the most common among those who were applying for a PESEL number in Rzeszów (43%) and Wrocław (25%).

**Most of the respondents (64%) were living a modest life and had to be very economical on a daily basis.** 26% of the respondents declared no major financial problems. In contrast, a relatively small group of the surveyed (9%) admitted living in extremely difficult conditions. Respondents of such a poor financial standing were reported in each of the surveyed cities.

**The vast majority of the respondents were financially independent:** they were able to survive in Poland by drawing on their own financial resources or funds received from families. Nearly 70% of the respondents had some sort of income at their disposal. Only 15% were receiving aid from the Polish authorities, and 9% from individuals.



**At the end of April, 67% of the respondents with children under the age of 7 admitted that their children were not attending any nursery or kindergarten.** 22% of respondents from this group said that they were taking advantage of free kindergartens or nurseries, and 11% were paying for their children's stay at private pre-school institutions.

In April only 21% of the surveyed having children aged 7–14 and 14% having children aged 15–17 declared that the kids were attending only Polish schools.

**22% of the respondents having children aged 7–14 claimed that they were neither enrolled in the Polish nor in the Ukrainian education system.** A similar situation was seen among 35% of the respondents who had children aged 15–18.

**The main concerns of the respondents revolved around the worsening of their financial situation (52%) and health status (51%);** somewhat fewer respondents feared the loss accommodation (38%) and the loss of or inability to find a job (37%).

**At the time of the survey, the respondents reported that they needed help in finding a flat (28%) and in finding a job (27%) the most. The most often exploited form of assistance was free public transport (73%).** The respondents took advantage of free foodstuffs (40%), clothing (31%), and medical consultation (24%) less frequently. Only 6% of them used free psychological counselling.

**91% of the respondents benefiting from support considered it adequate to the actual needs.**


**The vast majority of the interviewees (73%) said that they were well informed about the real possibilities of receiving various forms of assistance.**

**Knowledge about the options of receiving aid was primarily sourced from other Ukrainian nationals.** 55% of the respondents were updated by other Ukrainians, and 48% sourced information from Ukrainian-language social media. Less frequently was the information about available aid obtained through informal relations with Poles (25%) or from NGOs/volunteers (19%).

**Nearly 90% of the respondents said that they were trusting Poles whom they did not know.** A similar group of the surveyed (81%) declared that they had not experienced any manifestations of dislike or hostility. Trust in Poles was declared irrespective of the socio-demographic profile of the surveyed or the extent of assistance received.

**Most of the respondents regarded their stay in Poland as a temporary necessity. Almost 60% of the refugees applying for a PESEL number and surveyed in April intended to return to Ukraine after the cessation of hostilities.** Still, a sizeable group (22%) did not have any specific plans at that time. Only 16% declared their willingness to stay in Poland for at least a year.





Sample  
Structure



Most of the surveyed refugees from Ukraine applying for a PESEL number (39%) entered Poland between 1 and 15 March 2022. At the end of February, the greatest influx of refugees was reported in Kraków; in early April and later, Poznań, Katowice, and Rzeszów were the most popular destinations.

In the early days of the war, between 24 and 28 February 2022, most refugees arriving in Poland were aged 25–34 (19%) and had a basic knowledge of the Polish language (21%).

According to the respondents, after 1 April, Poland kept receiving the youngest (up to 24 years old) and the oldest (over 65) group of refugees (33% and 37%, respectively), as well as citizens with secondary education (33%), pensioners (35%), middle-level personnel, technicians, persons working in administrative occupations, and service providers (33%).

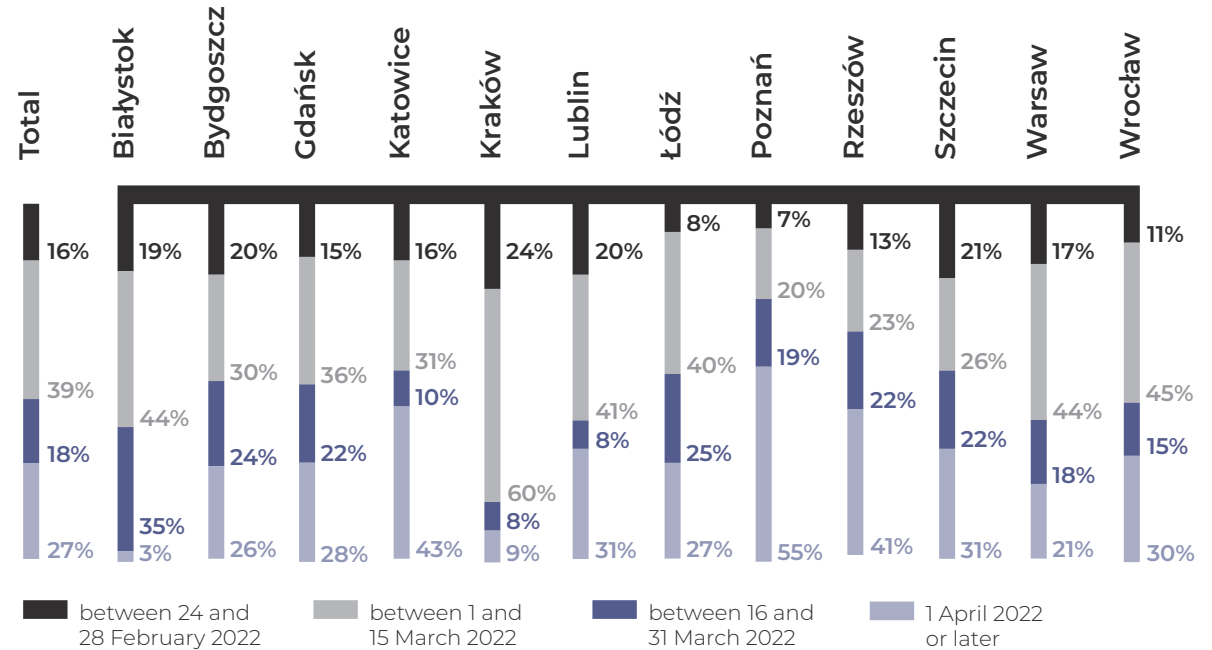
## Experts' opinion

The first to come were better educated and better off Ukrainian citizens, often with some migration experience, more aware of the situation and having some acquaintances across Europe; also, assuming that they would easily find a job abroad.

Some of them travelled by cars. However, it was the railway travel that played the key role. First, the refugees travelled by train across Ukraine. Later, as from March, international services were launched, including to Warsaw. The trains did not run according to the timetable, and the travellers were often not sure where they were going.

# 39%

## When did you come to Poland?



at the end of April 2022, the largest group of Ukrainians applying for PESEL were those who came to Poland in the first half of March 2022



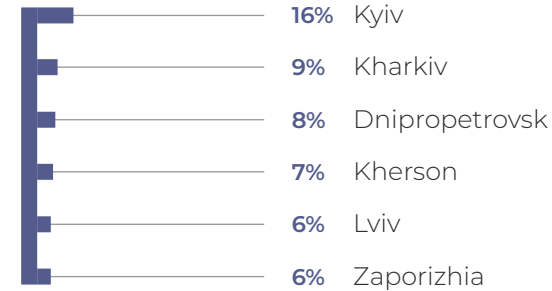
Among the respondents applying for PESEL in the UMP cities, who had reached Poland by the end of April 2022, the largest group arrived from Kyiv Oblast (16%), Kharkiv Oblast (9%), and Dnipropetrovsk Oblast (8%). Judging by the regions of origin, the largest number of Ukrainian nationals came from south-east Ukraine (32%) and from the central part of the country (25%).

Somewhat fewer refugees came from the north-east part of the country (22%). The south-west (15%) and north-west (6%) regions of Ukraine had the lowest number of responses in the survey.

Based on the surveys from almost all of the UMP cities (except for Kraków, Lublin, and Warsaw), majority of the refugees applying for PESEL came from the eastern part of Ukraine. Kraków and Warsaw received mainly refugees from the central region (33% and 29%, respectively), while Rzeszów from the south-west of the country (28%). In contrast, 18% of the refugees applying for PESEL in Lublin came from north-west Ukraine. In other words, Lublin by far attracted the highest percentage of Ukrainian citizens from this region of Ukraine.

### Administrative region of residence in Ukraine:

N=3621 (all respondents), the most popular regions of origin are shown only



# 32%

by the end of April 2022, the largest number of Ukrainian nationals from among the surveyed came to Poland from the south-east part of Ukraine

### Where did you reside permanently in Ukraine before coming to Poland? Region:

	Total	Białystok	Bydgoszcz	Gdańsk	Katowice	Kraków	Lublin	Łódź	Poznań	Rzeszów	Szczecin	Warsaw	Wrocław
south-east	32%	29%	37%	46%	37%	24%	31%	30%	47%	38%	30%	25%	37%
central	25%	26%	24%	18%	16%	33%	20%	27%	16%	14%	30%	29%	24%
north-east	22%	31%	25%	26%	24%	19%	16%	26%	26%	18%	22%	21%	21%
south-west	15%	9%	9%	6%	18%	15%	16%	14%	9%	28%	16%	17%	13%
north-west	6%	5%	6%	4%	5%	9%	18%	3%	2%	3%	3%	8%	6%

N=3621 (all respondents)



# Entry into Poland

Between 24 and 28 February 2022, most refugees entering Poland were travelling from the south-west (31%) and the north-west region of Ukraine (28%), i.e. areas directly bordering on Poland. Notably, in the period between 1 and 15 March 2022, Poland hosted the largest number of people from each of the regions in question. Almost half of the respondents from the central region of Ukraine (48%) came to Poland during that period. Equally numerous were the refugees from the north-west (40%), south-west (38%), north-east (37%), and south-east (33%) regions.

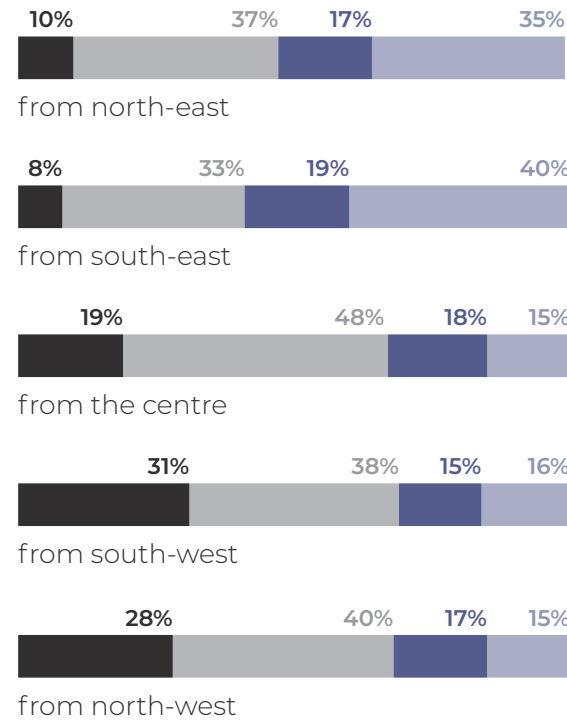
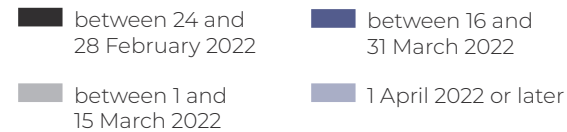
Between 16 and 31 March 2022, most Ukrainian national entering Poland came from the south-east (19%) and central (18%) regions.

In contrast, April 2022 saw the influx of refugees from the south-east (40%) and north-east (35%) part of Ukraine.

## Expert's opinion

The massive influx of people from western Ukraine in February was due to the proximity to the Polish border, but also due to better developed and cheaper public transport services in this part of Ukraine. A journey from cities in other regions, including Kyiv Oblast, took much longer.

### When did you come to Poland?



N=3621 (all respondents)

The main challenges in the early days of the war was the huge number of people flowing into Poland from Ukraine and how to diagnose the situation in the best possible way... so that state and non-state actors would be able to pursue a systemic approach to seeking solutions.





# Profile of refugees from Ukraine applying for a PESEL number in the 12 UMP cities

The groups of adult refugees from Ukraine who applied for a PESEL number in the 12 UMP cities in April 2022 was dominated by women (91%). Men accounted for only 9%. The largest group were people aged 25-44 (56%).

At the same time, the surveyed refugees were well educated: many declared higher (45%) and secondary (34%) education. More than half of the Ukrainians applying for PESEL in the UMP cities did not speak Polish at all (57%), and 31% declared basic Polish. Only 12% spoke the Polish language freely or relatively freely.

## Expert's opinion

Those waiting in lines to be assigned a PESEL number were mostly educated people who must have had a better idea of what a PESEL number was and what it was for. At the same time, they would have been able to identify false information dissemination in the media or messaging applications, such as Telegram. Some of the Ukrainians feared that having obtained a PESEL number they would lose their passport or would not be able to leave Poland. Some did not fully understand what the PESEL number was for and what benefits it brought.

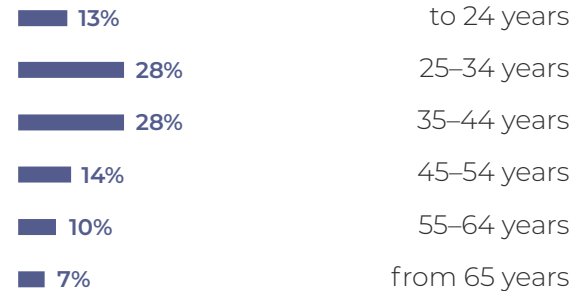
### Gender:

N=3598 (all respondents)



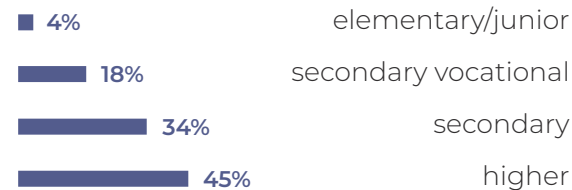
### Age:

N=3409 (all respondents)



### Education:

N=3554 (all respondents)

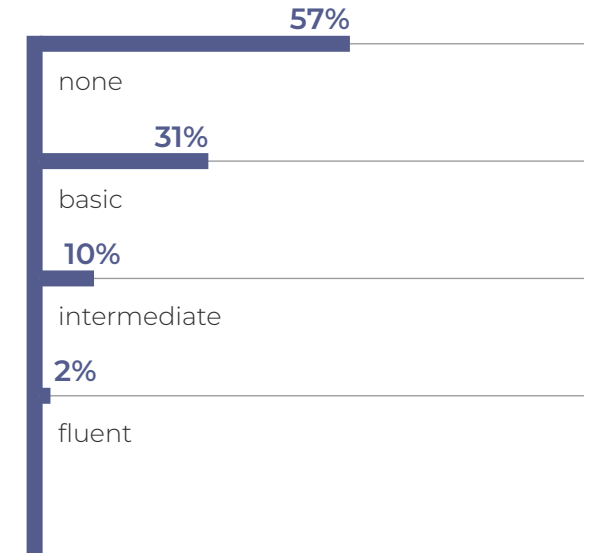



### Ukrainians applying for a PESEL number are primarily:



### Knowledge of the polish language:

N=3619 (all respondents)





# Results Overview





# Entry into Poland

47% of the respondents came to Poland with their children under age. Parents of children aged below 6 came with one child on average. The same trend was seen among parents of children aged 7–17. The respondents often came with other family members (15%), spouses or partners (12%), parents (12%) and adult children (10%). The least frequent responses were with friends (6%) and with other people (2%).

21% of the surveyed came to Poland alone. They were mainly the youngest people, up to 24 years old (28%), individuals aged 55–64 (41%) and over 65 (34%), as well as Ukrainian nationals with primary education (36%), pensioners (34%), and persons speaking fluent Polish (37%).

N=3628 (all respondents)

## Expert's opinion

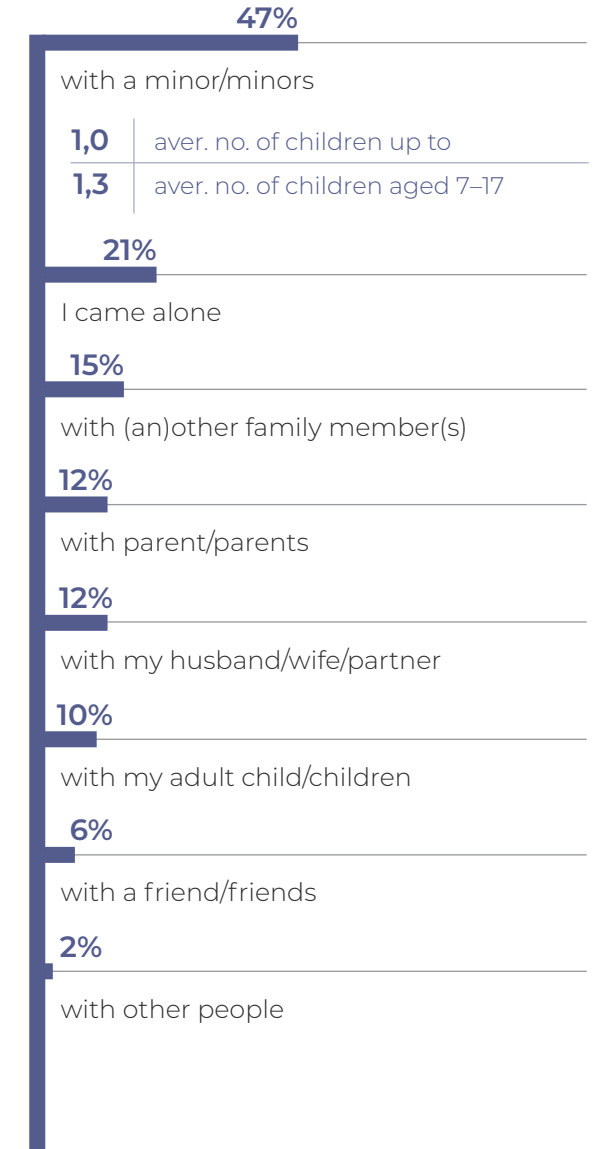
Arrival of such a large number of children to Poland posed enormous challenges for the territorial government. Primary schools voiced concerns about whether Ukrainian children should join existing Polish classes to integrate with Polish pupils or attend preparatory (transitional) classes. A good practice was to place refugee children in classes with other Ukrainian children who had come to Poland before. The response from Ukrainian children who were made to join classes according to the rules effective in the Polish educational system, that is, by year of birth, was another issue. Children in Ukraine enter the school system one

## Who did you come to Poland with? These are the people that you are living with. Please, select all applicable options:

year earlier than their Polish peers, which is why they landed in a lower grade than in Ukraine. Another problem to overcome was the curriculum differences in primary education. The Ukrainian learners were more advanced in some fields compared with Polish kids while falling behind in others. They performed well in English classes. It is worth noting that children attending school pick up a foreign language, including Polish, quickly. September may prove a challenging period for local self-governments, as a considerably larger number of Ukrainian pupils will probably start school in Poland.

# 47%

of Ukrainians applying for PESEL at the end of April 2022 came to Poland with minors



1,0	aver. no. of children up to
1,3	aver. no. of children aged 7–17



# Housing Situation

Ukrainian friends who had already settled in Poland (46%) were the largest group of individuals offering help to the refugees applying for a PESEL number in finding accommodation. When looking for an apartment, the respondents turned to Polish officials the least often (4%).

Ukrainian friends living in Poland helped persons with a university degree (50%) and those who did not speak Polish at all (48%) most often. The assistance of Polish officials was most often directed to people with secondary education (6%), blue-collar workers (6%), and persons not speaking the Polish language (5%).

# 46%

of the respondents found a place to stay with the assistance of their Ukrainian friends living in Poland

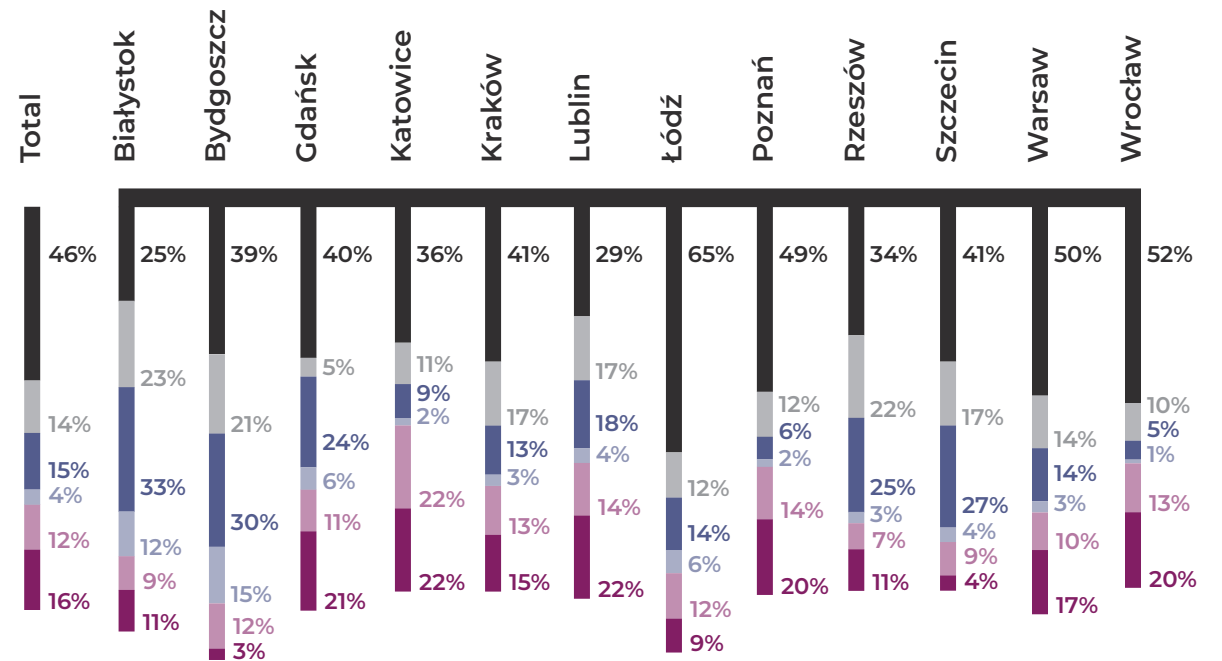
## Expert's opinion

Many Ukrainians who had come to Poland before became involved in helping immigrants to find shelter after 24 February 2022. Many of them hosted Ukrainian families or helped them find accommodation. The Ukrainian community in Poland was an important source of information and contacts, also with Polish society. Many NGOs and municipal administration used their support, too. Of course, it does not downplay the role of Poles in rendering assistance. The participants of the expert panel recognised the fundamental role of the migrant community in Poland in accepting forced migrants. It should be kept in mind that not only Ukrainians but also Belarusians, Russians, and other foreign nationals living in Poland showed hospitality.

## Did anyone help you find your current accommodation before your arrival into Poland?

N=3599 (all respondents), multiple choice question

- yes, my Ukrainian friends living in Poland helped me
- yes, Polish officials helped me
- yes, my Polish friends helped me
- yes, other people helped me
- yes, Polish strangers helped me
- no, nobody helped me find accommodation





In April 2022, the largest group of the surveyed was living with Polish citizens (private persons), either together with the hosts or in independent premises provided by Polish owners (38%). 20% of them found shelter in Poles' homes and shared the place with the owners, and 18% stayed in premises owned by Poles but were on their own. The next most popular accommodation was with friends or family from Ukraine. 23% of the refugees were hosted that way.

The largest number of Ukrainian citizens living in Polish homes without having to share the space with the owners was reported in Bydgoszcz (29%). The largest number of refugees staying with friends or family from Ukraine was seen in Wrocław (41%), Szczecin (37%), and Łódź (34%). The youngest of the surveyed groups (18–24 years old) stayed in hotels/hostels more than others (10%), and some ones, aged 25–34, rented an apartment on their own (24%). The oldest of the respondents lived with friends or family from Ukraine (38%) and in refugee collective assistance facilities (12%) more than other groups.

**38%**

most Ukrainian refugees applying for a PESEL number were received in Polish homes to live together with the hosts or on their own

**23%**

resided with friends/family from Ukraine

**Where are you staying now?**

	Total	Białystok	Bydgoszcz	Gdańsk	Katowice	Kraków	Lublin	Łódź	Poznań	Rzeszów	Szczecin	Warsaw	Wrocław
together with friends\family from Ukraine	23%	23%	15%	23%	19%	14%	19%	34%	29%	26%	37%	17%	41%
in Poles' private flats/houses, with hosts	20%	22%	20%	15%	11%	24%	17%	13%	10%	23%	36%	25%	9%
I am renting an apartment	19%	16%	18%	17%	24%	20%	19%	18%	19%	15%	7%	18%	24%
in Poles' private flats/houses, without hosts	18%	15%	29%	17%	17%	20%	22%	17%	16%	23%	14%	20%	12%
hotel\hostel, guesthouse	7%	6%	10%	12%	7%	12%	5%	8%	8%	3%	4%	6%	3%
refugee collective assistance facility	6%	16%	6%	6%	10%	3%	10%	5%	8%	6%	2%	6%	4%

N=3621 (all respondents), the table does not include the "another place" answer



At the end of April 2022, 43% of Ukrainian citizens seeking to obtain a PESEL number in one of the 12 UMP cities were paying for accommodation in which they were living at that time. There are noticeable differences among the respondents depending on the surveyed city. The highest percentage of Ukrainian nationals paying for accommodation was reported in Szczecin (73%) and Wrocław (55%).

## Expert's opinion

Having your own accommodation is still important, and limited access to housing may force some of the refugees to leave Poland. Having a place to stay creates a sense of security and allows the person to focus on other needs.

Among the difficulties in accessing housing, the experts mentioned, but not only, high rental fees in large cities, a long time needed to find a flat for forced migrants, including larger families. Often a high deposit is required, which does not make the situation easier.

# 73%

of the respondents from Szczecin were paying for accommodation at the end of April 2022

### Are you paying for your current accommodation?

43%

% of resp. YES,  
12 UMP cities in total

N=3618 (all respondents)





# Financial Standing

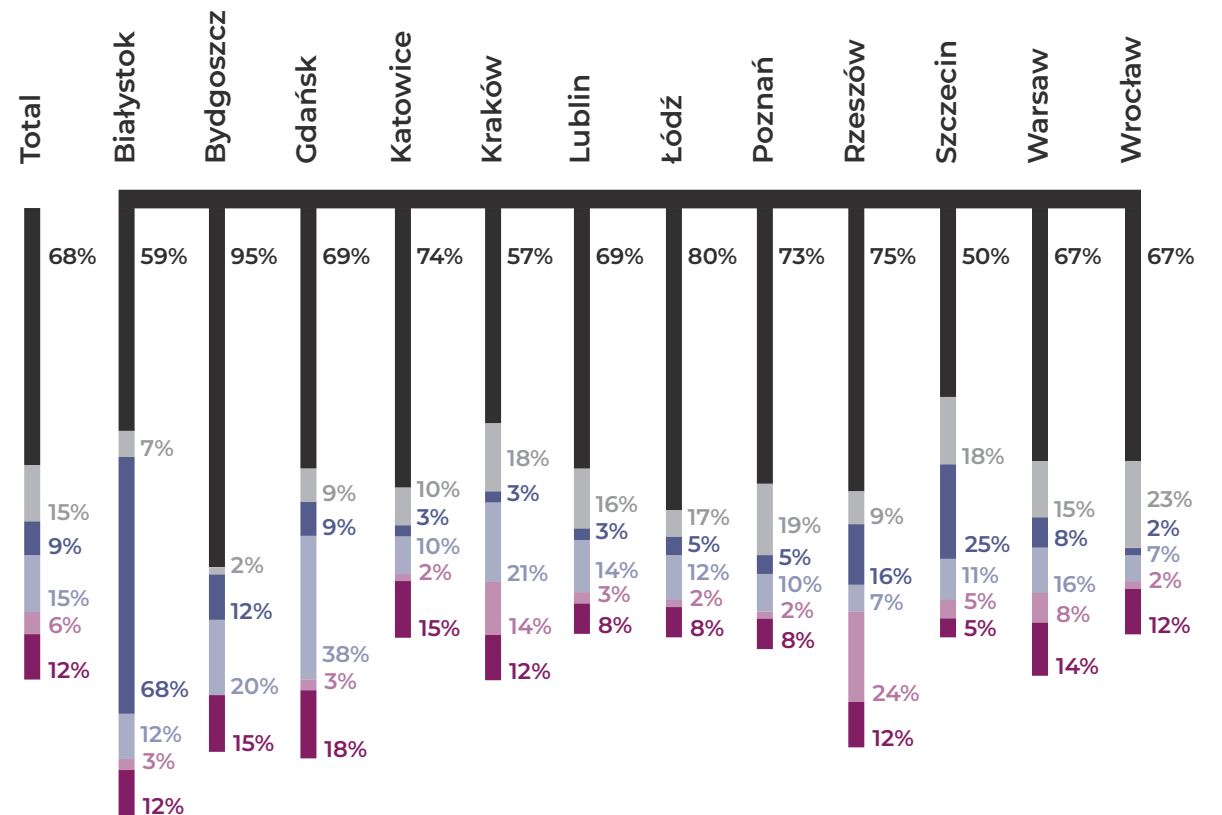
Most of the surveyed refugees from Ukraine applying for a PESEL number in April 2022 were financially independent: they lived off their own income or savings (68%). 15% of the respondents were receiving money from their family living in Poland. The same number (15%) were benefiting from funds obtained from the Polish authorities. The surveyed refugees were the least interested in accessing financial assistance from aid organisations (6%). As regards the UMP cities, the largest number of respondents who declared living off their own income

or savings were applying for PESEL in Bydgoszcz (95%), Katowice (74%), Łódź (80%), and Rzeszów (75%). The respondents who were being supported financially by Poles were most often seen in Białystok (68%), Rzeszów (16%), and Szczecin (25%). In contrast, the respondents from Gdańsk (38%) and Kraków (21%) were most willing to seek financial support from Polish authorities. The surveyed from Kraków (14%) and Rzeszów (24%) admitted obtaining funds from aid organisations.

## What are your current sources of income? How are you making a living?

N=3550 (all respondents), multiple choice question

- own income / savings
- money from Poles
- money from family living in Poland
- money from Polish authorities
- money from other sources
- money from aid organisations



## Expert's opinion

The indicator of financial resources held by Ukrainian families is interesting. Many of them possess their own means of subsistence. This seems a positive phenomenon, yet the specific nature of the surveyed group (only refugees applying for a PESEL number) and

the date of the survey (end of April) should be kept in mind. Certainly, the financial situation of the entire refugee population may have been less optimistic and may have changed over time.



During the interviews, most of the respondents declared that they were living modestly and must be very frugal on a daily basis (64%), especially in Gdańsk, Łódź (73% each) and Warsaw (67%). At the end of April 2022, the refugees applying for a PESEL number in Bydgoszcz (28%) were the most destitute. The results of the survey show that women were living modestly more often than men (65% v. 57%). Usually, the younger respondents, up to 34 years of age (20%), admitted having a good standard of living. The same was true about persons speaking Polish fluently (26%).

# 64%

of Ukrainians applying for PESEL at the end of April 2022 were living modestly

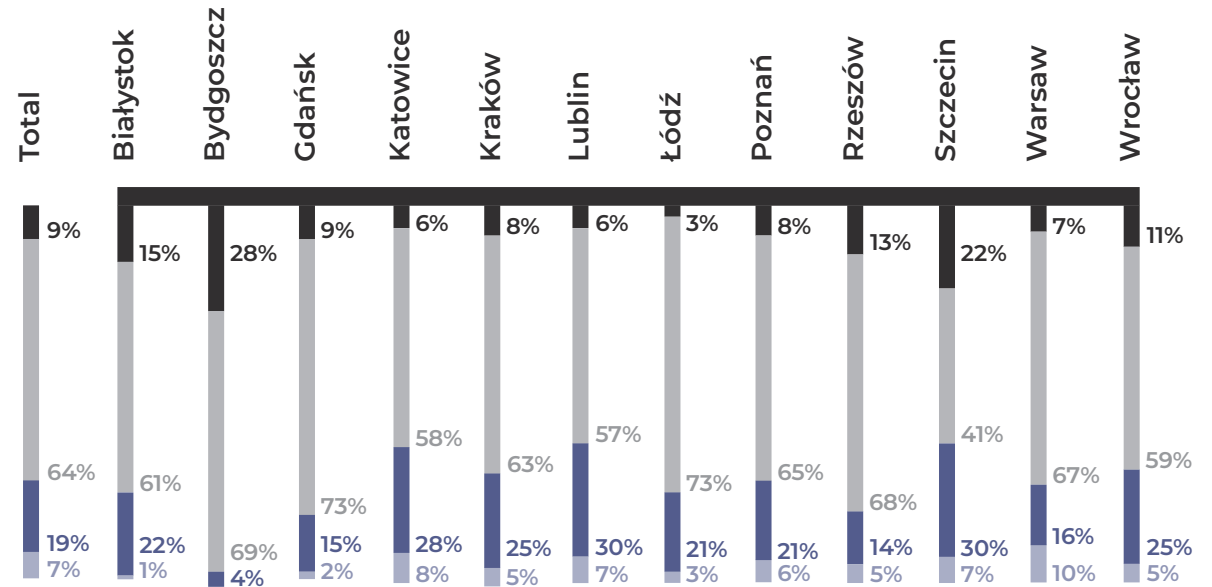
## Expert's opinion

There is a significant link between the financial situation of Ukrainian families and various problems and types of assistance provided to them in Poland. One of the most important challenges is to find accommodation. This is the problem in all cities, as apartments are provided mainly by private persons. Accommodation in Poland is organised differently than abroad, which is why a large number of refugees decided to pass through Poland and head for other countries. In addition, forced migrants did not apply for various cash benefits in Poland, such as 500+ or 300+, for various reasons: they expected in stay in Poland temporarily, they had brought cash from Ukraine, or they were still earning income through remote work.

## Which of the following statements best describes your current situation and the situation of the persons who accompanied you to Poland?

N=2602 (all respondents)

- we have a poor standard of living; we cannot satisfy even the basic needs
- we have an average standard of living; we are getting by on a daily basis, but we have to save for larger purchases
- we are living modestly; I/we have to manage our budget very carefully on a daily basis
- we have a good standard of living; we can afford a lot without saving for it





# Employment Prospects

The highest percentage of the surveyed refugees applying for a PESEL number had worked as managers or professionals with a university degree before leaving Ukraine (27%). This was particularly seen among the respondents in Kraków (43%), Katowice (39%), and Szczecin (36%). 17% of the surveyed were blue-collar workers. They were the largest group applying for PESEL in Białystok (41%), Gdańsk (33%), and Poznań (21%). A slightly smaller number of the interviewees admitted that they had worked as middle-level personnel, technicians, administration staff, and service providers before leaving (14%). This group was the most numerous in Rzeszów (28%), Szczecin (27%), Łódź (25%), Bydgoszcz (22%), and Białystok (20%).

	Białystok	Bydgoszcz	Gdańsk	Katowice	Kraków	Lublin	Łódź	Poznań	Rzeszów	Szczecin	Warsaw	Wrocław
<b>Total</b>												
<b>27%</b>	17%	24%	18%	39%	43%	29%	12%	31%	16%	36%	27%	23%
<b>17%</b>	41%	20%	33%	14%	11%	16%	22%	21%	15%	10%	14%	19%
<b>14%</b>	20%	22%	17%	11%	11%	10%	25%	11%	28%	27%	12%	8%
<b>12%</b>	4%	9%	8%	8%	15%	13%	11%	11%	9%	10%	13%	14%
<b>10%</b>	0%	7%	10%	8%	3%	8%	9%	3%	11%	4%	13%	18%
<b>7%</b>	7%	3%	4%	7%	5%	7%	5%	8%	8%	3%	9%	6%
<b>6%</b>	4%	4%	5%	9%	9%	9%	14%	8%	4%	5%	4%	8%
<b>6%</b>	4%	9%	4%	5%	3%	7%	2%	6%	8%	2%	7%	4%
<b>1%</b>	3%	1%	1%	0%	1%	1%	0%	1%	1%	4%	2%	1%

## What was your employment situation before leaving Ukraine?

- executive, professional with a university degree
- blue-collar worker
- middle-level personnel
- self-employed
- pensioner/annuitant
- housewife or non-working person and not looking for a job
- school\university student
- unemployed
- farmer

# 27%

those who had worked as managers or professionals before leaving Ukraine were the largest group among the surveyed

## Expert's opinion

Ukrainian nationals who are living off their own funds and are still employed in Ukraine, sometimes, pressed by the employers and at risk of being fired, go back to Ukraine in order not to lose their income. Poland

also received university staff who did not reveal to their employers that they went abroad. They keep working remotely, e.g. via messaging tools, and continue to receive remuneration.



The largest group among the surveyed in April 2022 were non-working people, but ones who were looking for a job, not necessarily matching their qualifications and level of education (37%). In contrast, 16% of the respondents declared that they were not working and were looking for a job; and 12% of the surveyed Ukrainian nationals were working remotely for

an employer based in Ukraine or were running their own business remotely. The latter were among the largest group of the respondents applying for PESEL in Katowice and Szczecin (20% each). Among the respondents who were not working and were not looking for a job, the largest group was reported in Katowice (22%), Wrocław and Bydgoszcz (20% each).

The surveyed Ukrainian nationals:

37%

were looking for any job

17%

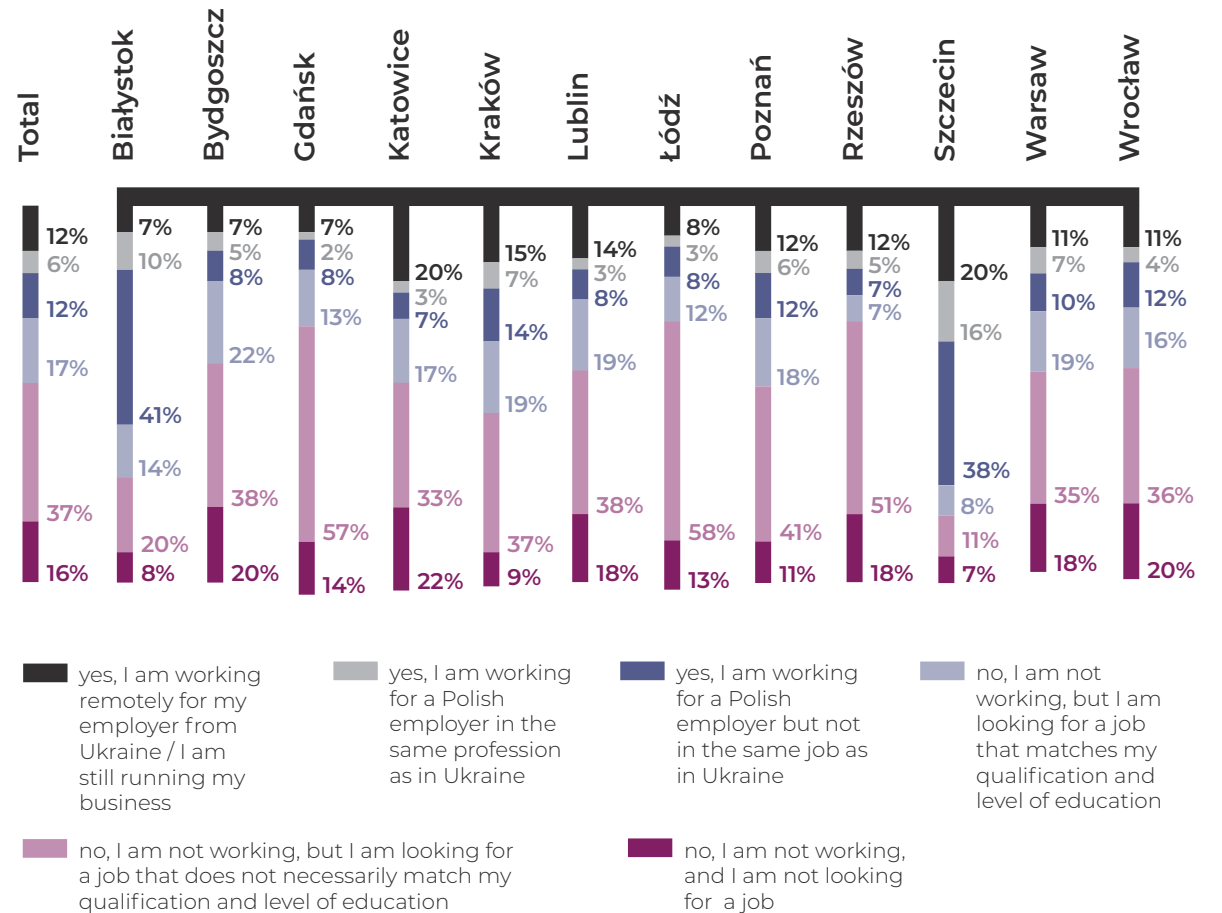
were looking for a job matching their qualifications and level of education

12%

were still working remotely for a Ukrainian employer

Are you working currently?

N=3594 (all respondents)







# Use of childcare and education

At the end of April 2022, most children under the age of 7 who were under the respondents' care were not attending any nursery or kindergarten (67%). This was particularly seen in Katowice (90%), Gdańsk (79%) and Poznań (76%). In contrast, in Szczecin, as many as 62% of the surveyed said that their children under 7 were going to nursery or kindergarten for free. Fewer but still a considerable percentage of the respondents in Białystok (36%) were using free-of-charge pre-school institutions. In Bydgoszcz and Wrocław, the respondents' children were attending such facilities but for a fee (45% and 22%, respectively).

When it comes to the number of children formally registered with kindergartens and schools, it is a significant minority. This can be explained by a number of factors. The sense of temporariness is partly to blame. An this sense is common among the surveyed refugees.



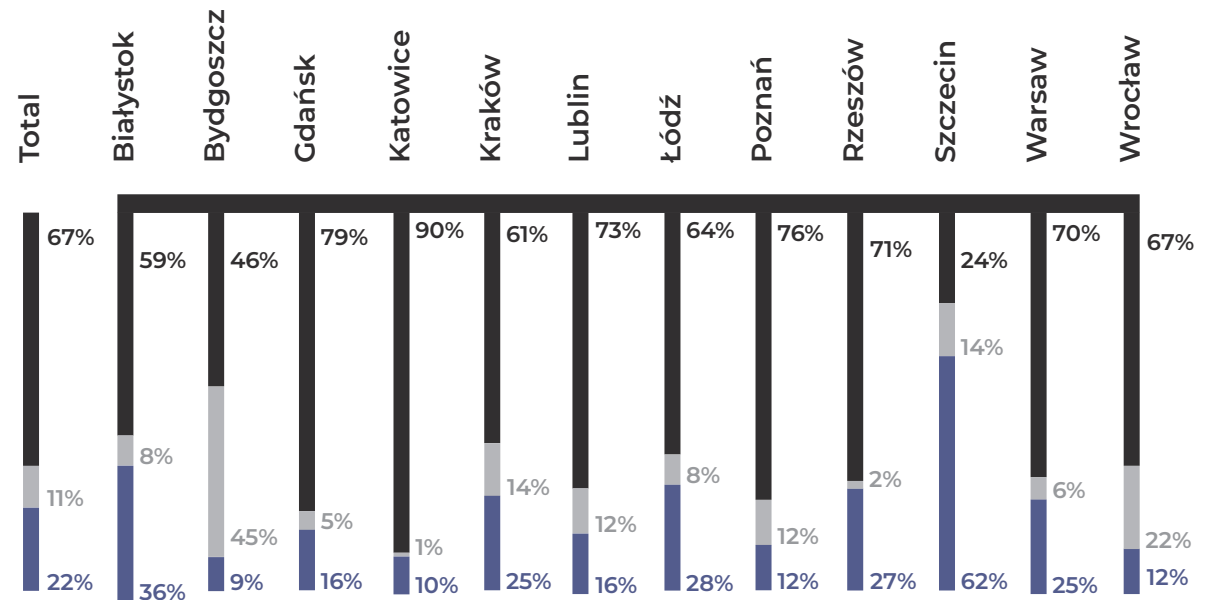
# 67%

at the end of April 2022, most children under the age of 7 were not attending any nursery or kindergarten

## Are your children under 7 attending nursery/kindergarten in Poland? Please, select all applicable options:

N=1394 (respondents who are parents/guardians of children aged under 7), multiple choice question

- no, they are not attending any nursery or kindergarten
- yes, they are attending nursery/kindergarten and we are paying for it
- yes, they are attending nursery/kindergarten for free





At the end of April 2022, 38% of the respondents' children aged 7-14 were not learning in Polish schools but were attending online classes at Ukrainian schools. This was particularly visible among the Ukrainian nationals applying for a PESEL number in Gdańsk (52%). 22% of the respondents said that their child or children were not going to either Polish or Ukrainian schools. This answer was the most popular in Rzeszów (38%), Poznań (34%), and Wrocław (34%). 21% of

the surveyed admitted that their child or children were attending only Polish schools; this answer was most often reported in Łódź (34%) and Bydgoszcz (32%). Fewer children were learning in Polish school while accessing the Ukrainian school system online at the same time (19%). Hybrid learning was the most popular among children whose parents or guardians were lining up to obtain PESEL in Białystok (51%), Szczecin (49%), and Kraków (35%).

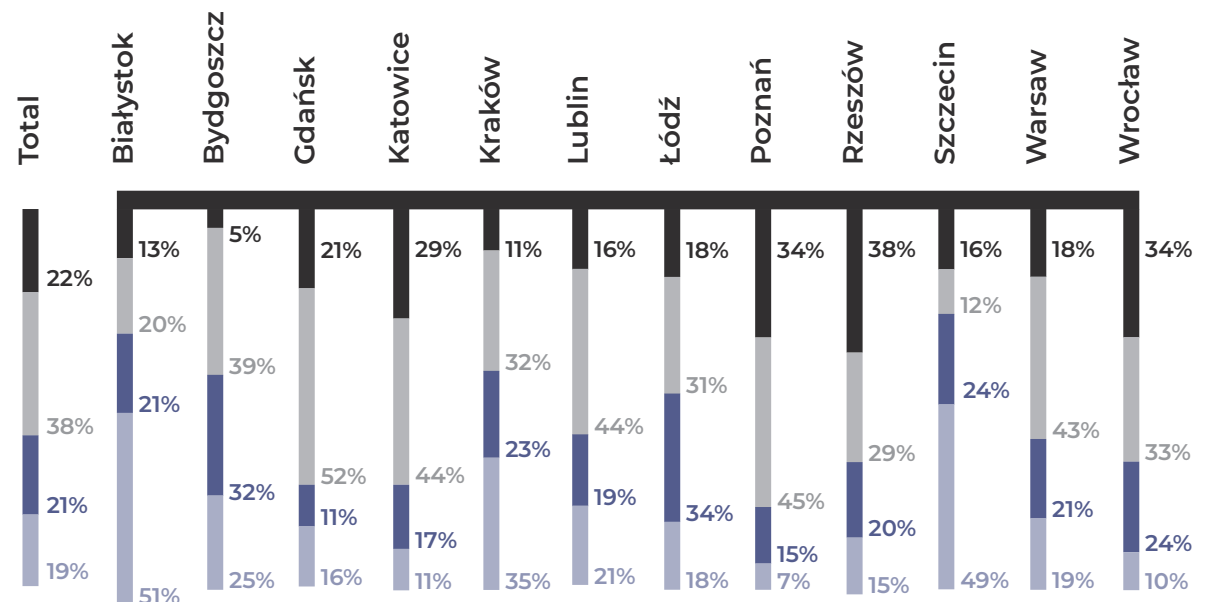
# 38%

at the end of April 2022, primary school pupils were mainly attending Ukrainian schools via remote classes

### Is your child/are your children aged 7-14 attending school in Poland? Please, select all applicable options:

N=1476 (respondents who are parents/guardians of children aged 7-14), multiple choice question

- no, they are attending neither Polish nor Ukrainian school (online classes)
- yes, they are attending only Polish school
- no, they are attending only Ukrainian school (online classes)
- yes, they are attending Polish school and are learning in Ukrainian school (online classes)





At the end of April 2022, 39% of the respondents' children aged 15–18 were not learning in Polish schools but were attending online classes at Ukrainian schools. It was the case with children whose parents or guardians were applying for PESEL in Białystok (52%), Katowice (49%), and Warsaw (48%). 35% of the respondents said that their child or children were not going to either Polish or Ukrainian schools. This answer was most often seen in Rzeszów (60%), Poznań (51%), and Wrocław (44%). 14% of the surveyed admitted that their child or children were attending only Polish schools; this answer was most often recorded in Bydgoszcz (35%) and Szczecin (31%). Slightly fewer children were learning at Polish and Ukrainian schools at the same time thanks to distant learning options (13%). Hybrid learning was the most popular among children whose parents or guardians were applying for PESEL in Szczecin (39%) and Białystok (24%).

The youth were in the least favourable situation. Secondary schools have a completely different approach than primary schools. They focus on achievements and requirements at this stage of education in the first place. And a high schooler does not speak Polish, how is he or she going to sit school-leaving exams?

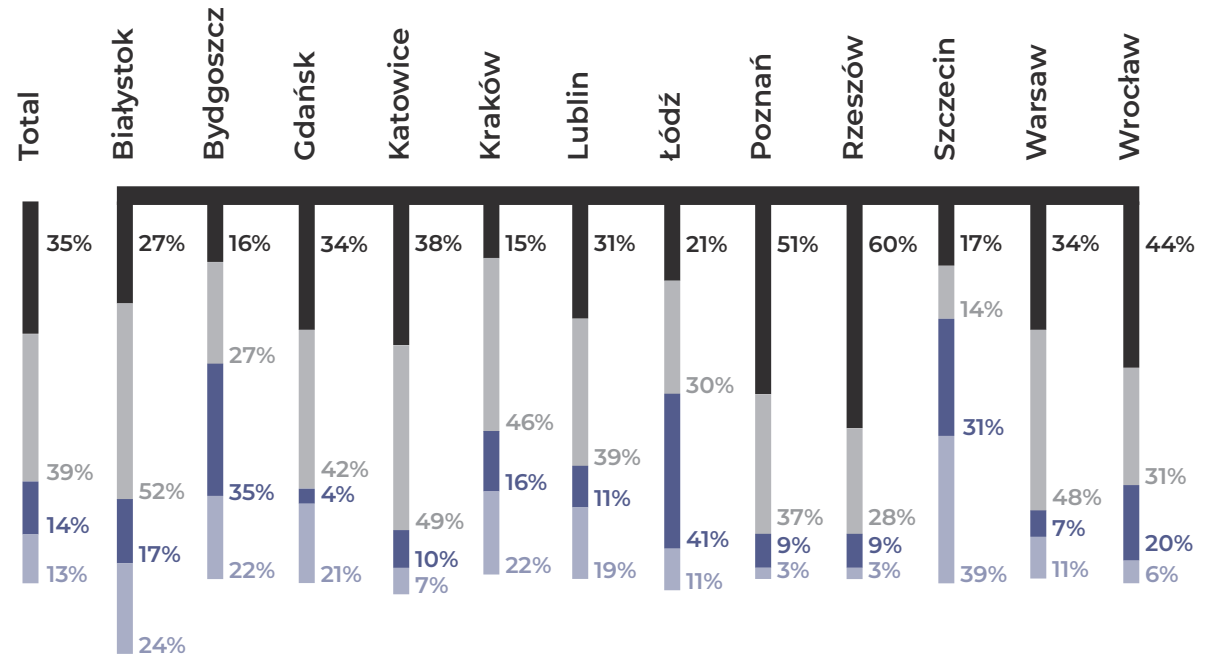
39%

at the end of April 2022, secondary school students were mainly studying via distance learning technologies in Ukrainian schools

**Is your child/are your children aged 15–18 attending school in Poland? Please, select all applicable options:**

N=876 (respondents who are parents/guardians of children aged 15–18), multiple choice question

- no, they are attending neither Polish nor Ukrainian school (online classes)
- yes, they are attending only Polish school
- no, they are attending only Ukrainian school (online classes)
- yes, they are attending Polish school and are learning in Ukrainian school (online classes)





## Expert's opinion

The data on access to education and childcare is particularly noteworthy. It shows that a relatively large group of Ukrainian children were not attending either nursery or kindergarten, and a significant percentage of Ukrainian pupils were remaining outside the Polish primary and secondary education system. In the case of the two youngest groups, it is rather puzzling because, at least in Warsaw, Ukrainian children had been admitted to institutions immediately since the outbreak of the war, even without PESEL numbers.

The only criterion for admission to primary schools was living in the school catchment area. Many places for Ukrainian children were also made available in kindergartens. Secondary schools were a different case. At this level of education, what matters is the student's previous achievements and demands that they need to meet, let alone good conduct of the Polish language, especially before school-leaving exams (Pol. matura).

Moreover, parents' readiness to place their children in a Polish educational institution may be explained by their own educational background and approach to education in general. At the beginning of the war, most refugees were people with higher education. Such people would often pay more attention to education at large. The Ukrainian nationals who arrived in Poland later represented all the strata of the Ukrainian society. The low enrolment rates of Ukrainian children at Polish kindergartens and schools can

be explained by the sense of temporariness experienced by themselves and their families while in Poland. Refusal to send a child to school could also be explained by the uncertainty among Ukrainian families concerning the volatile situation and hope for returning to Ukraine quickly.

At the same time, the low rate of participation in Ukrainian remote education may have resulted, for example, from the lack (or suspension) of remote learning during the period of the survey interview (the child was still registered in the Ukrainian system but discontinued practical classes).

One of the possible reasons for the low rates of participation in education was that the survey was carried out among people queuing for a PESEL number. The question of Ukrainian children's access to Polish education or distance learning in Ukraine may not have been sorted out yet. It should be kept in mind that according to Polish education law, all children, including foreign ones, regardless of their legal status and the status their guardians, are covered by compulsory education and have access to the Polish education system. Hence, the legal status of their parents in Poland is not a limiting factor. On the other hand, the relatively low number of Ukrainian children attending Polish kindergartens or schools did not have to be attributed to the budding interest in education. The UMP is tracking data from the Educational Information System on Ukrainian children and youth in Polish schools on an ongoing basis.

While between March and April there was a large increase in the number of Ukrainian children, May did not see this trend continuing. Consequently, it might not have been the question of lack of permit to access the Polish education system but other factors seemed to matter, e.g. a sense of temporariness.

Some parents could also assume that there was no point to sending a child to school shortly before the end of the school year. Often, classes at a Polish school might have temporarily overlapped with remote lessons in Ukraine. Many people are now returning to the regions of Kyiv and Dnipropetrovsk. Ukrainian parents' refusal to send children to Polish educational institutions is often their dependent decision and is not contingent upon the formal lack of access to education solutions in Poland.

What Polish schools have managed to do over these months in terms of organisational and financial effort is incredible.



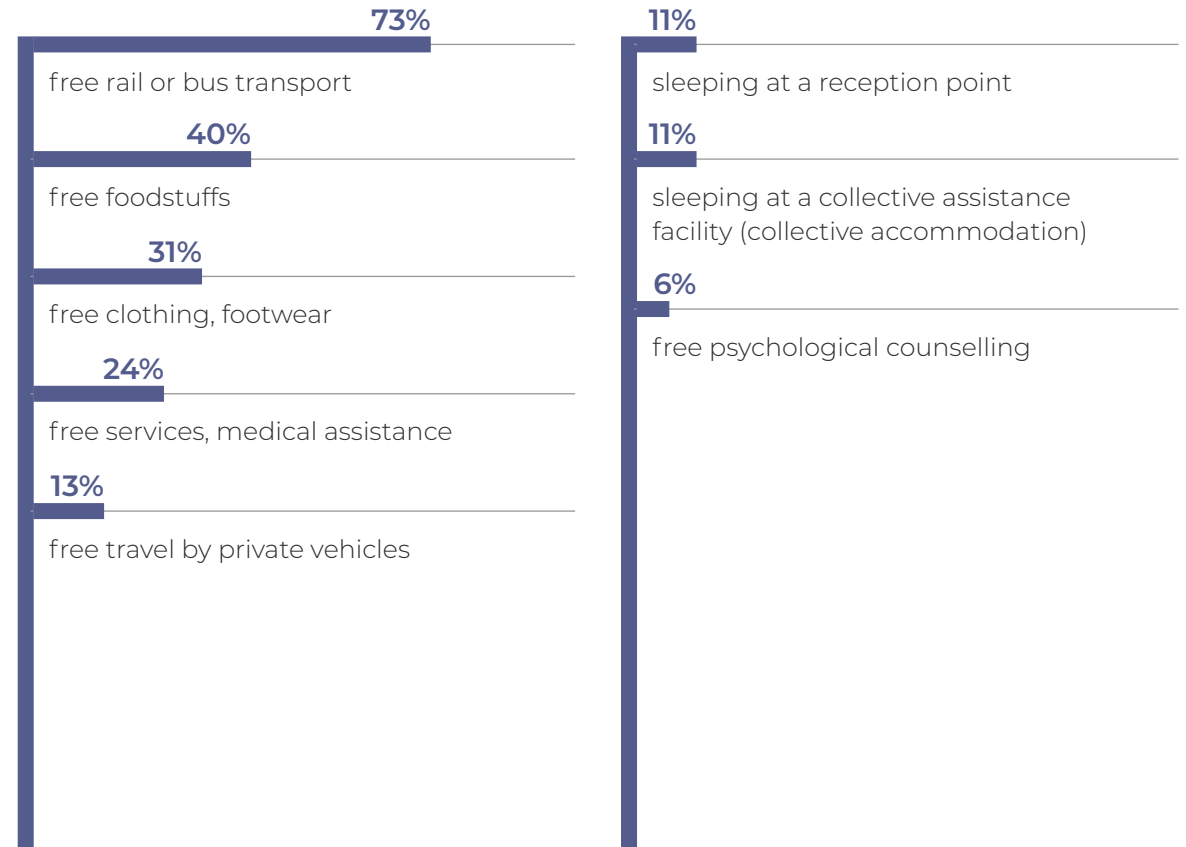
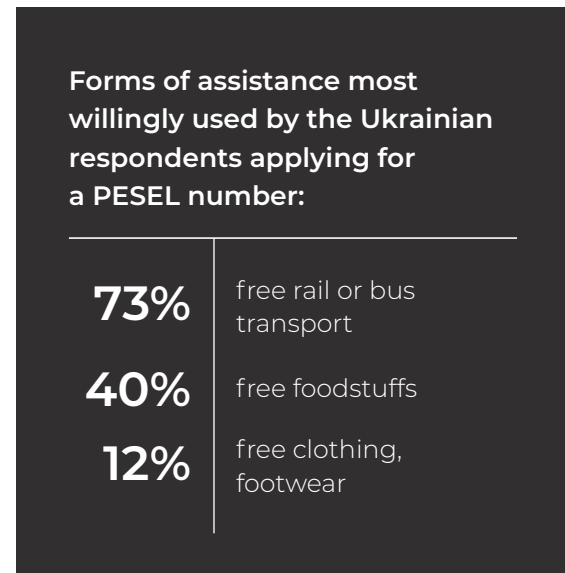


# Aiding Ukrainian Refugees

Most of the respondents (73%) were seeking assistance in the form of free rail or bus transport. Much fewer were receiving free foodstuffs (40%), clothing and footwear (31%). Since coming to Poland, every fifth person had been using free medical services and consultation (24%). The lowest percentage of the respondents pointed to receiving aid in the form of free psychological counselling (6%).

## What forms of assistance have you been using since your arrival in Poland?

N=3190 (all respondents), multiple choice question





## Expert's opinion

An important issue is the differentiation among Ukrainian nationals in Poland in terms of their status. Consequently, their rights may differ depending on the document with which they entered Poland (biometric passport, internal passport, birth certificate, marriage certificate, driving licence, etc.). This entrance document determines the scope of available support in Poland and the immigrant's rights and obligations. The basis for entry, e.g. the type of passport, is relevant when crossing the border and re-entering Poland.

A separate problem is the difficult situation of non-Ukrainian nationals who had lived in and fled Ukraine, and they are not entitled to enjoy any of the available residence statuses; nor can they benefit from any form of aid provided for in national or EU law. An important area of assistance is healthcare. Access to medical

services was facilitated for the holders of the PESEL number, as they officially became the clients of the National Health Fund (NFZ).

It is worth noting that only 6% of the respondents confirmed that they had been using free psychological assistance since entering Poland, despite the fact that they are many people in need of help, including those suffering from post-traumatic stress disorder (PTSD). The experts were not surprised by this result and pointed to several possible explanations. First, the end of April, when the survey was carried out, may not have been the moment when forced migrants considered psychological support. Second, seeking psychological support may be perceived as embarrassing and useless. Third, it is not easy, partly due to the Polish legislation, to employ Ukrainian psychologists legally, also at

schools. Often, psychological assistance or a person providing such services are not called this way right from the start. Some experts reported a higher interest in psychological help, especially for Ukrainian children, at a later period. Only when a child meets a psychologist, it turns out that the parents should also be given such help. It is important that the Polish system requires teachers to coordinate psychological and educational assistance for their students. This is a good way to target help, but it only applies to children. Of course, later on, assistance hotlines were made available, along with help provided by various entities, including NGOs.

We should ask ourselves whether are we now at the stage of humanitarian aid, decision-making, or integration.





Ukrainian nationals who obtained PESEL in the 12 UMP cities have a positive opinion about aid and assistance received since their arrival in Poland. Their opinions are mostly very good and rather good (91% for the total of the answers “very useful, perfectly aligned with my needs” and “rather useful, mostly aligned with my needs”). The respondents


with higher education have the most positive opinion on assistance (92%). The best feedback came from the respondents surveyed in Rzeszów (96%), Gdańsk (95%), and Lublin (95%). Men (15%) prevailed among those who assessed received assistance worse, followed by the oldest persons (21%).

In April 2022, the most positive opinions of Ukrainian nationals applying for PESEL on assistance obtained in Poland were recorded:

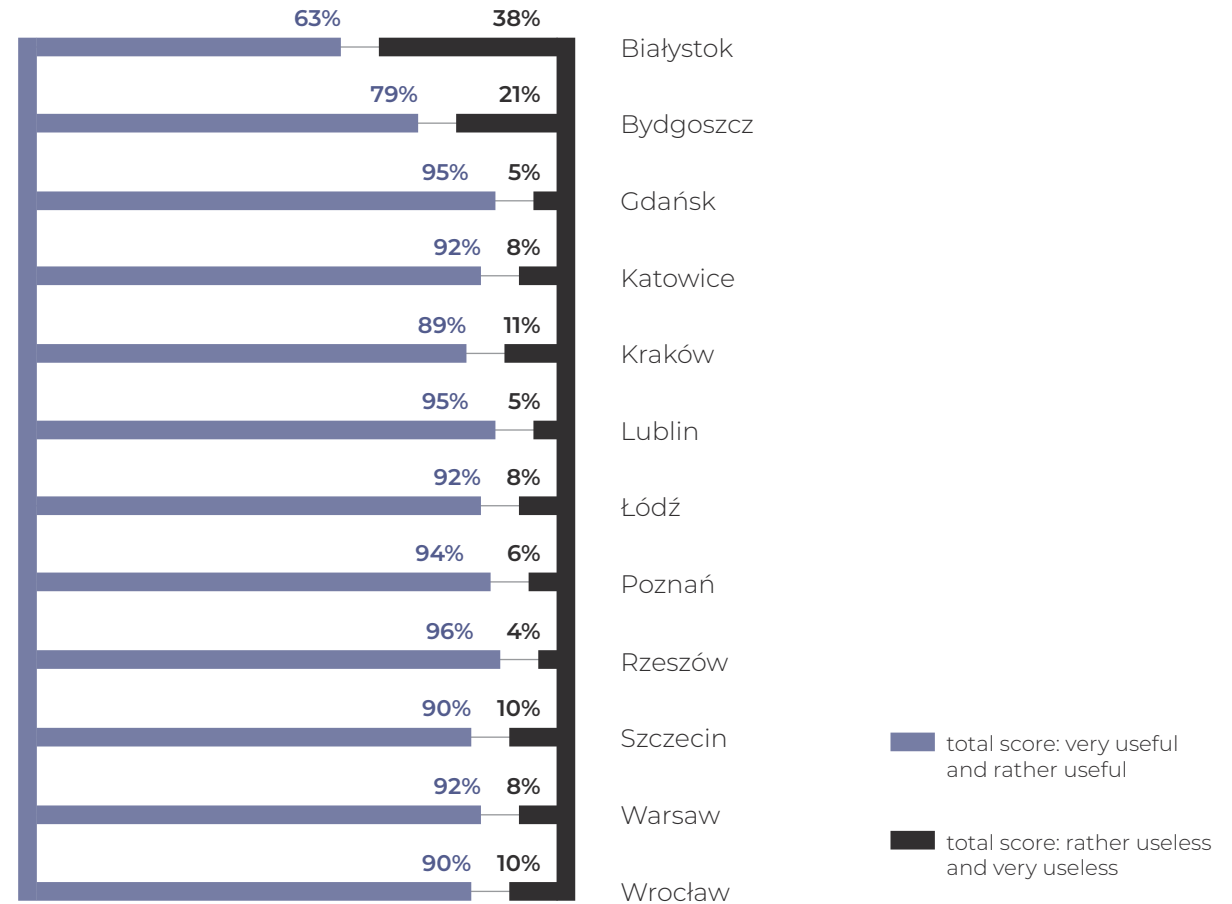
- 96%** in Rzeszów
- 95%** in Lublin
- 95%** in Gdańsk

N=3300 (all respondents)

### How do you generally appraise assistance that you have been receiving since your arrival in Poland?



% of resp. **USEFUL**, 12 UMP cities in total





# Sources of Information about Available Assistance

At the end of April 2022, the most frequently named source of information about aid and assistance available to the respondents in their place of residence were contacts with Ukrainian friends (55%). Also, almost half of the surveyed pointed to social media in the Ukrainian language (48%). Every fourth respondent relied on contacts with Polish friends (25%), and every fifth learned about available help from Polish non-governmental organisations or volunteers (19%). 11% of the respondents visited information points in public offices and browsed social media in Polish to find assistance. As regards contacts with fellow Ukrainians as a source of information, it was the most popular among the oldest people (65%), blue-collar workers (60%), pensioners (62%), and people not speaking the Polish language (58%).

## Where do you mainly find out about assistance that you can obtain in the place where you are currently staying?



N=3553 (all respondents), multiple choice question, the main sources of information that gathered min. 10% of answers

## Expert's opinion

Keeping in touch with other Ukrainians, Ukrainian-language social media and messaging services, such as Facebook, Viber, and Telegram, play a key role in informing forced migrants in Poland about the current situation and possible forms of assistance. Dedicated web pages prepared by cities have a much smaller impact.

Among the respondents, only 5% pointed to helplines as the main source of information about aid and assistance options in their place of residence (many national and local helplines were also available in Ukrainian). Dedicated www pages were a similar case. However, this trend is reported not only in Poland but also in other European countries. Foreigners more often source information through their own channels, e.g. through the Ukrainian mass-media and exchange with other Ukrainians, rather than by visiting official websites. Some of the experts, when inquired by forced migrants about where to look for information on a specific matter, were referred to dedicated websites

run by cities, the government, or NGOs, where information in various languages, including Ukrainian, had been made available. It should be kept in mind that the fact that helplines or other nationwide sources of information are less accessed by refugees does not mean that they are less effective tools. It is important to note which communication channels people use most often. Sometimes, it is much simpler and quicker to ask a question on a Facebook group or look for information on TikTok.

# 55%

of Ukrainian nationals applying for a PESEL number found out about assistance that they can obtain in the place of current residence from their Ukrainian friends





Talking to Ukrainian friends was the main source of information for the surveyed Ukrainians (55%). It was mainly the case in Bydgoszcz (80%), Łódź (68%), Poznań (65%), and Rzeszów (62%). On the other hand, contacts with Polish friends were a useful source of information about available aid for the respondents in Bydgoszcz (52%), Gdańsk (16%), Kraków (60%), Wrocław (52%), and Białystok (50%). In contrast, Polish-language social media were the preferred source of information among the PESEL applicants Łódź (40%). Although only 5% of the total number of respondents pointed to helplines as a source of information about aid, it is worth noting that as much as 41% of such responses were collected in Białystok.

**Where do you mainly find out about assistance that you can obtain in the place where you are currently staying?**

	Total	Białystok	Bydgoszcz	Gdańsk	Katowice	Kraków	Lublin	Łódź	Poznań	Rzeszów	Szczecin	Warsaw	Wrocław
contacts with Ukrainian friends	55%	37%	80%	53%	55%	34%	57%	68%	65%	62%	49%	53%	54%
social media (Facebook, Instagram) in Ukrainian	48%	50%	84%	67%	45%	60%	46%	44%	46%	42%	32%	42%	52%
contacts with Polish friends	25%	23%	52%	16%	21%	20%	32%	22%	28%	29%	32%	24%	20%
Polish NGOs / volunteers	19%	27%	18%	33%	19%	10%	23%	19%	23%	34%	8%	19%	15%
information points in public offices	11%	17%	8%	28%	9%	5%	12%	13%	15%	20%	6%	9%	11%
social media (Facebook, Instagram) in Polish	11%	22%	9%	6%	10%	28%	10%	40%	9%	5%	14%	6%	8%
flyers/posters	8%	8%	5%	9%	9%	5%	9%	14%	10%	3%	8%	8%	10%
Polish mass-media (radio, TV, press)	8%	23%	5%	2%	4%	2%	8%	5%	5%	5%	20%	10%	5%
Ukrainian organisations/associations	7%	19%	2%	6%	6%	5%	8%	11%	12%	15%	3%	5%	6%
helplines	5%	41%	8%	2%	2%	1%	7%	2%	7%	8%	8%	3%	3%

N=3553 (all respondents), multiple choice question



Almost three quarters of the respondents completing the questionnaire in April felt well informed about aid that they were able to obtain in the place of temporary residence (73%). The sense of being well informed about potential help opportunities differed across the respondents living in different cities. The respondents from Szczecin (92% of positive responses) and Białystok (91%) felt best informed. Less positive indications came from Gdańsk and Rzeszów (85% each) and Łódź (83%).

The role of the Ukrainian community in Poland was crucial and still is. From the beginning of the war, they have been a very important source of information and contacts in Poland. They have been facilitating contacts with various institutions or with Polish society. The knowledge of Polish is more than relevant, too.



**Ukrainian nationals applying for PESEL best informed about aid options:**

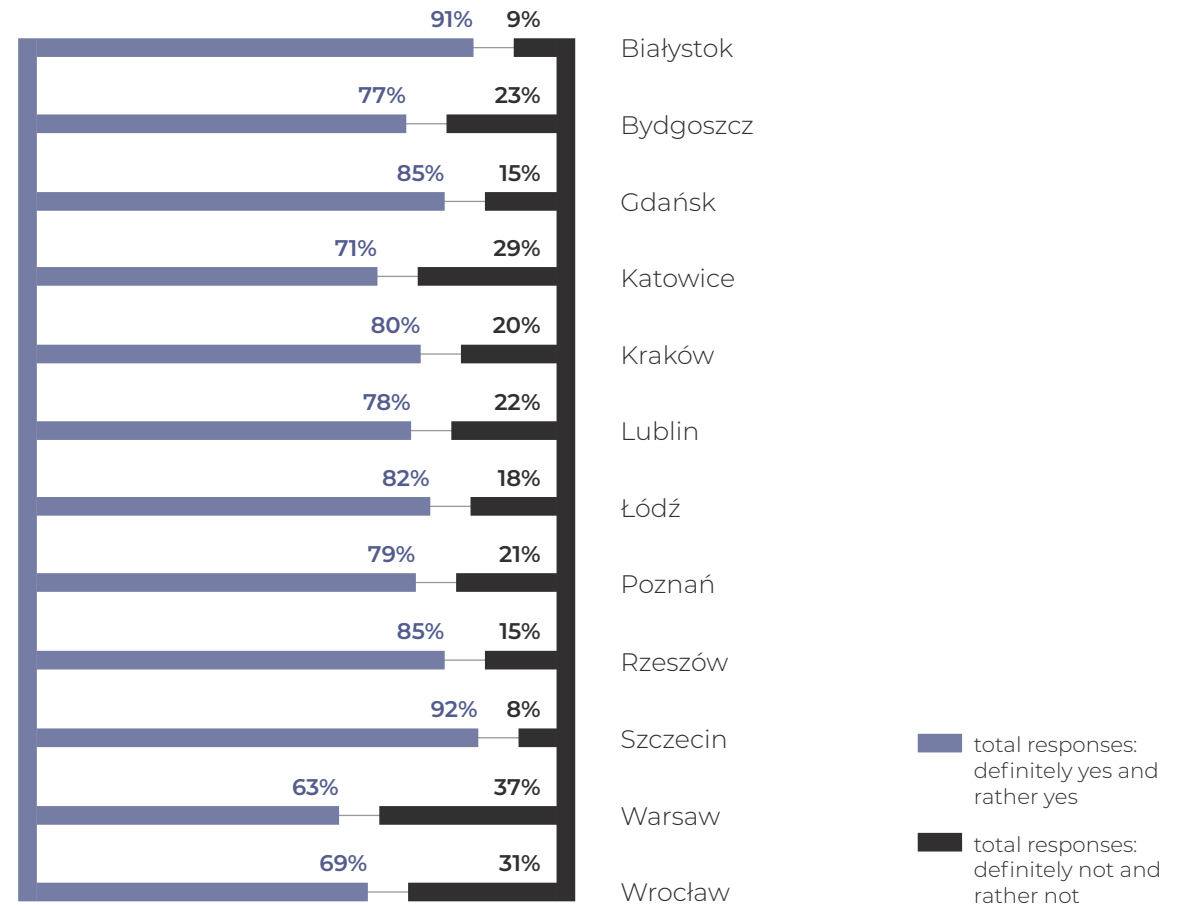
**92%** in Szczecin  
**91%** in Białystok

N=3558 (all respondents)

**Do you feel well informed about aid and assistance opportunities that you can access in the city where you are currently staying?**

**73%**

% of resp. **YES**, 12 UMP cities in total

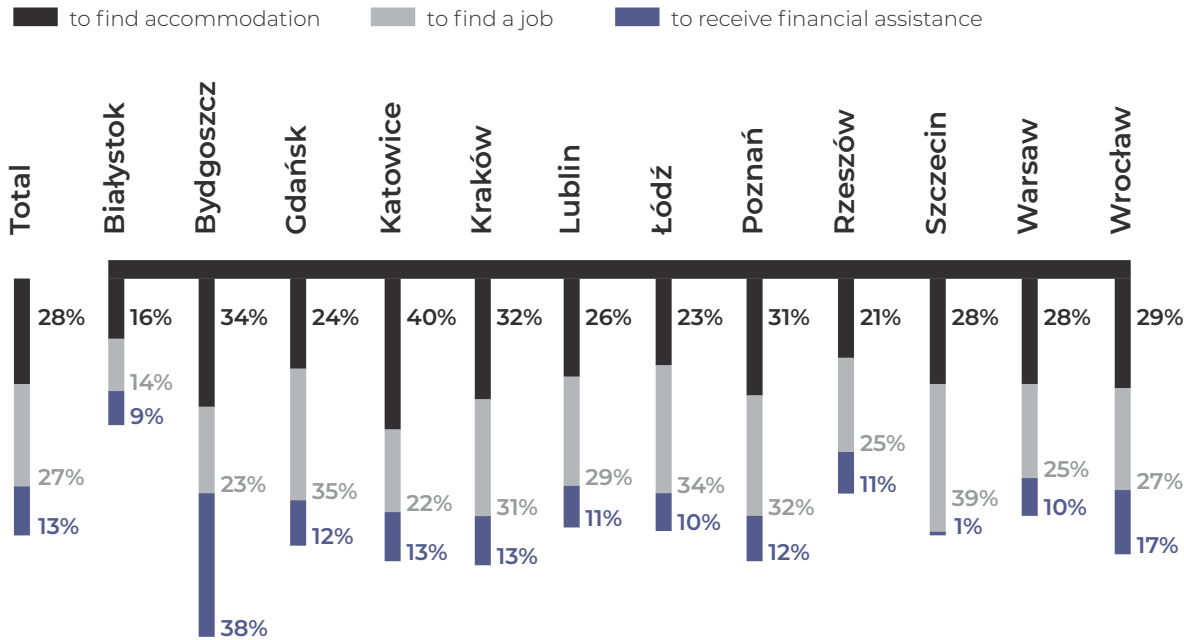




# Refugees' Most Urgent Needs

At the end of April 2022, finding a place to stay and finding a job were the areas of assistance that the surveyed pointed to the most (28% and 27%, respectively). More than 10% of the respondents also registered a need for financial support and in-kind aid. Finding a flat was the most popular choice among the refugees applying for a PESEL number in Katowice (40%), Bydgoszcz (34%), Kraków (32%), and Poznań (31%). In contrast, finding a job was the greatest desire of the surveyed in Szczecin (39%), Gdańsk (35%), Łódź (34%), and Poznań (32%). The most popular form of support in Bydgoszcz (38%) was financial aid.

## What kind of help and support do you need most in your current situation in Poland?



N=2734 (residents of the UMP cities who answered an open question), three most important forms of support

## Expert's opinion

Over time, finding a shelter remains an important goal of the refugees; limited access to vacant premises may even speed up the decision to leave Poland. Currently, a desire to find a job may begin to prevail because, for example, public transport will soon be no more free, and social benefits are not high.

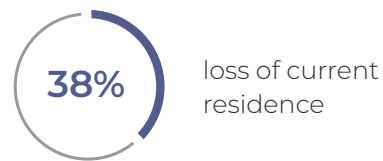
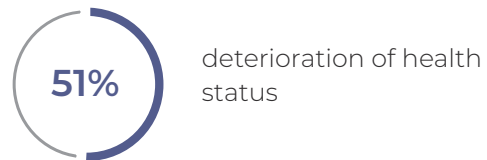
Another important need may be to learn Polish, which is key in effective communication. Children have been offered additional Polish language classes at schools. Yet, adult migrant do not have easy access to such services. It is much easier to join a language course in large cities. Now, the situation has changed. There are more and more courses being held, and learning Polish is just a matter of having enough motivation. Unfortunately, absenteeism in courses that are free and held on-site remains a problem. A way to incentivise attendees to complete a course may be a mandatory deposit paid in advance that will be returned once the programme is over.



# Refugees' Main Concerns

The greatest concerns voiced of the Ukrainians applying for a PESEL number during the first months in Poland were the deterioration of their financial situation (52%) and deterioration of their health status (51%). A relatively large share of the respondents was also afraid of losing their current residence (38%) and the inability to find a job or losing the current one (37%). Every fifth of the surveyed pointed to problems related to not speaking the Polish language (20%), and 15% mentioned challenges related to the upbringing and

education of children. The surveyed women (15%) were more concerned about children. They were also anxious about falling victim to crimes or violence (6%). Significant differences were also recorded among different age groups. The youngest group (up to 24 years of age), more often than others, feared problems related to the lack of knowledge of Polish (27%), hostility from other people (17%), inability to pursue their interests (16%), loneliness (15%), and falling victim to crimes or violence (10%).



**Ukrainian nationals applying for a PESEL number were most concerned about:**

52%	deterioration of their financial situation
51%	deterioration of their health status

### Expert's opinion

Forced migrants from Ukraine experience housing problems due to the difficulties on the rental market in large cities (limited supply, rising fees, owner's preferences, e.g. concerning animals, etc.). These obstacles and fears may lead to a decision to return to Ukraine.

## What are your greatest concerns about living in Poland?

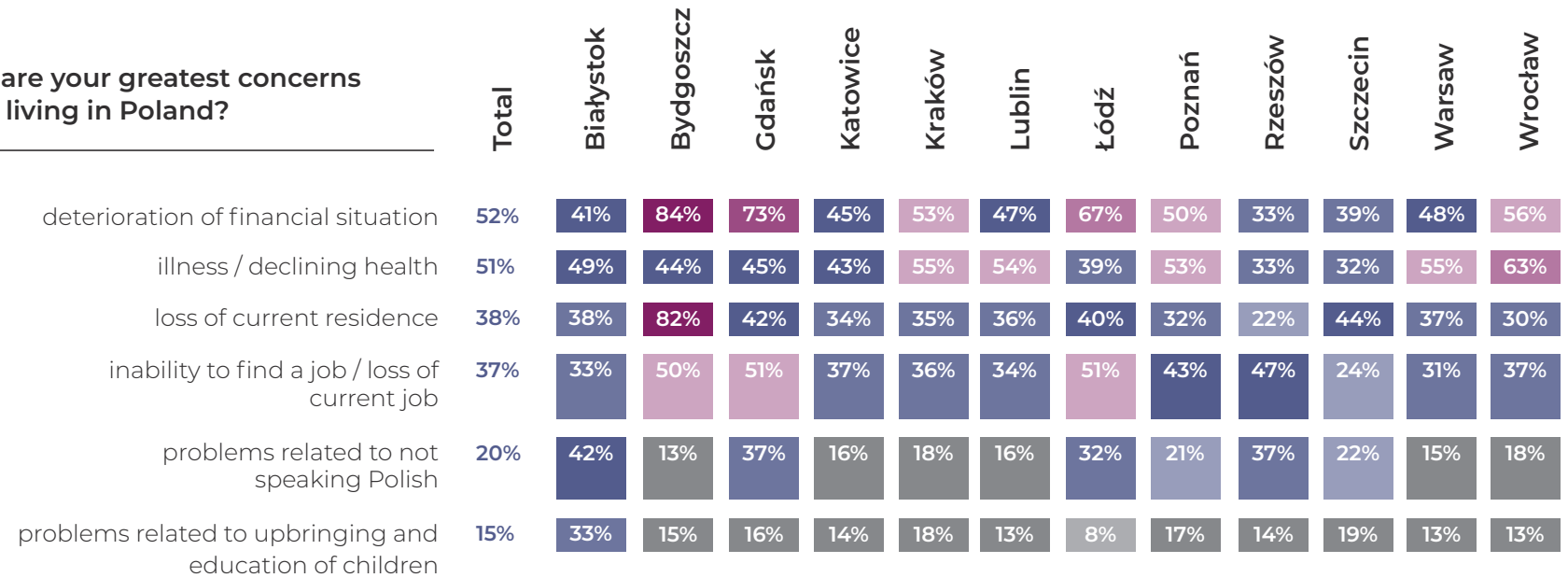
N=3562 (all respondents), multiple choice question, the main sources of information that gathered min. 10% of answers





The worsening financial situation is what the refugees surveyed in Bydgoszcz feared the most (84%). Living in Poland was also linked to the respondents' anxiety about declining health. Many such answers were recorded in Wrocław (63%), Warsaw, and Kraków (55% each). The fear of losing the current place of residence was expressed mainly by the respondents from Bydgoszcz (82%). Work-related issues posed a problem mainly for the refugees completing the questionnaire in Gdańsk and Łódź (51% each), Bydgoszcz (50%), Rzeszów (47%), and Poznań (43%).

**What are your greatest concerns about living in Poland?**





# Relations with Poles

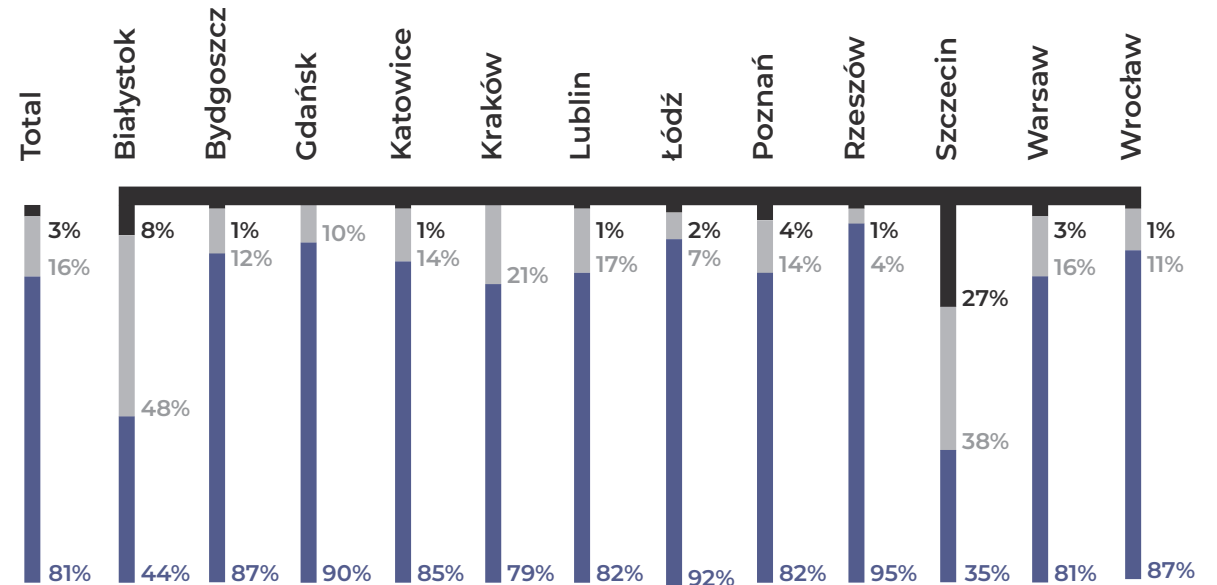
The vast majority of the Ukrainian refugees applying for a PESEL number at the end of April 2022 did not report any symptoms of dislike or reluctance to show kindness on the side of Poles (81%). 16% of the surveyed admitted having some negative experience, but such incidents were few; only 3% of the respondents experienced hostile reactions frequently. Compared to other UMP cities, Rzeszów, Łódź, Gdańsk, Bydgoszcz, and

Wrocław stood out as positive examples. As many as 90% of their respondents did not encounter any negative reactions from Poles. The worst feedback was gathered in Szczecin. As many as 65% of the respondents experienced dislike and lack of kindness; of them, 27% encountered such attitudes frequently.

## During your stay in Poland, have Poles shown dislike or lack of kindness to you or your relatives?

N=3599 (all respondents)

- yes, we have often experienced such reactions
- yes, but only on few occasions
- no, we have not actually experienced such reactions



In April 2022, the greatest trust of Ukrainian refugees in unknown Poles was recorded:

97% in Gdańsk

95% in Rzeszów

At the end of April 2022,

# 81%

of the respondents did not report Poles' dislike



The Ukrainian nationals who were applying for PESEL at the end of April 2022 generally trusted unknown Poles whom they were meeting (88%). Gdańsk stood out among the other surveyed cities. As many as 97% of Gdańsk's respondents declared their trust in Poles in that city. Szczecin reported relatively poor responses. Every fifth refugee applying for PESEL in the city did not trust Polish strangers (19%). A similar situation was seen in Warsaw: 16% of the respondents did not trust Poles whom they did not know.

The groups that trust Poles most are women (88%) and people aged 55–64 (96%).


N=3596 (all respondents)

## Expert's opinion

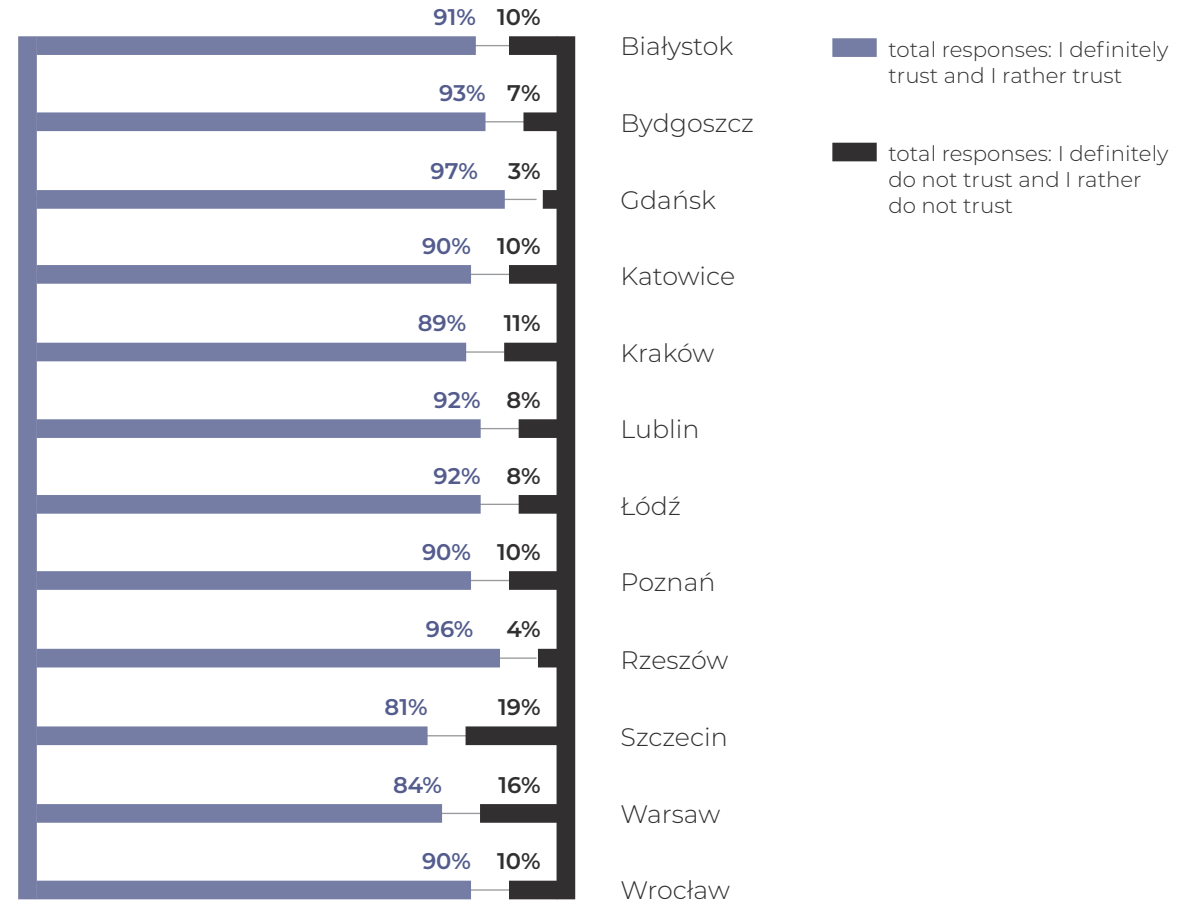
Russia's activities aimed at inflaming anti-Ukrainian sentiment among Poles raise legitimate concerns. According to our experts, opinions about Ukrainians demanding more and more benefits or receiving everything for free are not uncommon. Certainly, schools have a major role to play. Teachers work with children and youth, and they also speak to their parents. Schools are where potential problems can be solved, and relationships built based on mutual respect. In late April, i.e. at the time the survey, Poles were galvanised into helping Ukrainians by all means.

No humanitarian crisis occurred. In the following months, the Polish society began to experience more and more fatigue. We should be prepared for the cooling of relations if no systemic action is taken to integrate the two communities.

## Do you generally trust Polish strangers that you are meeting these days?



% of resp. **I TRUST THEM**, 12 UMP cities in total





# Future Plans

In April 2022, among the majority of the surveyed refugees applying for a PESEL number, there was a sense of uncertainty as to where they wish to stay in the future. 44% were not able to tell whether they intend to live in a different place than the present one. More than a quarter of the survey (27%) answered that they wanted to change accommodation but intended

to stay in the locality where they were currently living. 18% of the respondents did not plan to move to another flat or premises. Those who intended to change their place of residence in the near future and leave Poland most often applied for a PESEL number in Szczecin (17%) and Warsaw (8%).

# 44%

of the refugees applying for PESEL in April 2022 were not sure whether they would stay in their current place of residence

## Do you intend to move to another apartment/premises in the near future?

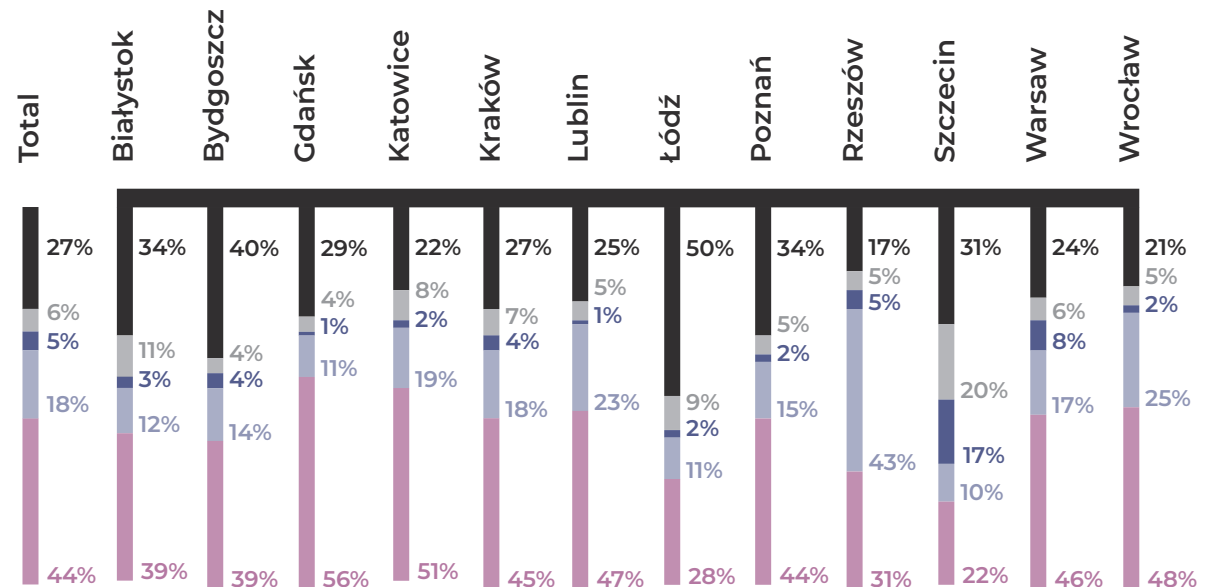
N=3614 (all respondents)



## Expert's opinion

Many people admit that they plan to return to the Kiev and Dnipropetrovsk regions. It is often an individual decision, not driven by the lack of access to systemic aid solutions in Poland. Significantly fewer people have left for other countries, such as Spain or Germany. What drove Ukrainians'

decisions to leave Poland earlier, at least in the case of those holding a biometric passport, was probably the expiry of the 90-day period of legal stay in the Schengen area during each of the 180-day period.







At the end of April 2022, the surveyed respondents were not clear about their plans once the war in Ukraine ends. 39% of the respondents intended to return to Ukraine immediately, and every fifth person (20%) planned to return but after a few months. 16% planned to stay in Poland for at least a year. A small share of the questioned refugees (3%) wanted to leave for another country. A high percentage

of the respondents (22%) did not know what they would do when the war ended. The youngest respondents (up to 24 years old) were most unsure about what to do after the end of hostilities in Ukraine (28%). The surveyed women intended to return to Ukraine immediately more often than men (40%). Also, the people aged 55–64 were more willing to return to their country immediately (50%) than other groups.

### Ukrainians applying for PESEL in April 2022:

- 22%** did not know if and when they would return to Ukraine
- 39%** wanted to return right after the end of hostilities

## Expert's opinion

Many Ukrainian women wish to return to Ukraine. Their attitude is not driven by the fact that their men are there (liable for military service, without the possibility of leaving the state) but by the problems that they experience in Poland, e.g. finding a job, speaking Polish, or sending children to school (also due to not speaking the Polish language).

The situation of refugees from the currently occupied districts is by far different. They may express a greater willingness to stay in Poland (yet, it should be noted that not entire Ukrainian districts have been seized by Russian troops). Less willing to return are also those who have nothing to return to; in other words, their Ukrainian locality lacks adequate infrastructure to live or work. Many people are returning to the Kiev region. Most people from this area are likely to return to their homes.

## After the cessation of hostilities in Ukraine, do you intend to...?

N=3,574 (all respondents)





## Expert's opinion

The respondents applying for a PESEL number in Gdańsk (48%), Białystok (46%), and Warsaw (43%) admitted planning immediate return to Ukraine after the end of hostilities. Returning after several months was a plan considered mainly by the refugees from Białystok (42%), Łódź (32%), Szczecin (30%), and Rzeszów (26%). The respondents submitting their PESEL applications in Poznań (22%) and Wrocław (21%) planned to stay in Poland for at least a year. The respondents from Szczecin and Warsaw, more than others, answered that they wanted to leave for another country after the end of hostilities (7% and 6%, respectively).

Our experts are not sure about further trends in migratory movements, i.e. returns to Ukraine and to Poland from Ukraine, especially given the upcoming new school year in Poland. However, they draw attention to specific conditions (also limitations) that govern the mobility of Ukrainian migrants. There are opinions that about half of the Ukrainians staying in Poland are likely to leave. This may be due to difficulties in accessing housing and high rental fees in large cities, such


as Warsaw. Even now, forced migrants, including families of several people, are not able to find accommodation fast. Another factor behind Ukrainians' decisions to move is the law on 90 days of legal stay in the Schengen area during each 180-day period of temporary residence. The Polish Border Guard decide who can re-enter Poland and who cannot. Other factors are COVID-19-related mobility regulations, e.g. imposition and suspension of the state

of epidemic in Poland, or the moment when forced migrants can apply for a temporary residence permit. Under the Act of 12 March 2022, forced migrants are automatically conferred the right of residence in Poland, but the rules governing their further movement are vague. The procedure is different for people who apply for and enjoy international protection in Poland.

### After the cessation of hostilities in Ukraine, do you intend to...?

	Total	Białystok	Bydgoszcz	Gdańsk	Katowice	Kraków	Lublin	Łódź	Poznań	Rzeszów	Szczecin	Warsaw	Wrocław
return to Ukraine right away	39%	46%	43%	48%	29%	38%	41%	30%	36%	40%	38%	43%	29%
return to Ukraine after several months	20%	42%	24%	18%	23%	21%	20%	32%	15%	26%	30%	17%	20%
stay in Poland for at least one year	16%	9%	19%	17%	18%	16%	14%	16%	22%	19%	14%	13%	21%
leave to another country	3%	2%	2%	0%	0%	1%	1%	1%	1%	3%	7%	6%	1%
hard to say	22%	2%	12%	18%	29%	24%	24%	21%	27%	13%	11%	22%	30%

N=3574 (all respondents)



Results for UMP Cities  
**Białystok**



# Profile of refugees from Ukraine applying for a PESEL number in Białystok

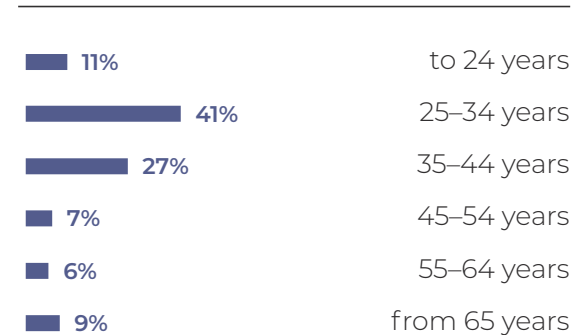
The refugees from Ukraine who applied for a PESEL number in April in Białystok are mainly women (88%), most often young, up to 34 years of age (52%). Half of the respondents (51%) spoke basic Polish, while 28% did not speak the Polish language at all.

19% of the surveyed said that they had intermediate knowledge of Polish, and 2% of the respondents spoke fluent Polish. The surveyed refugees mostly reported secondary (51%) and higher (26%) education.

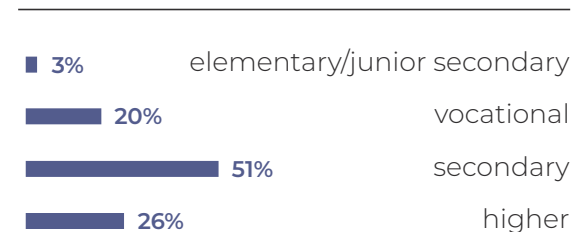
## Gender:



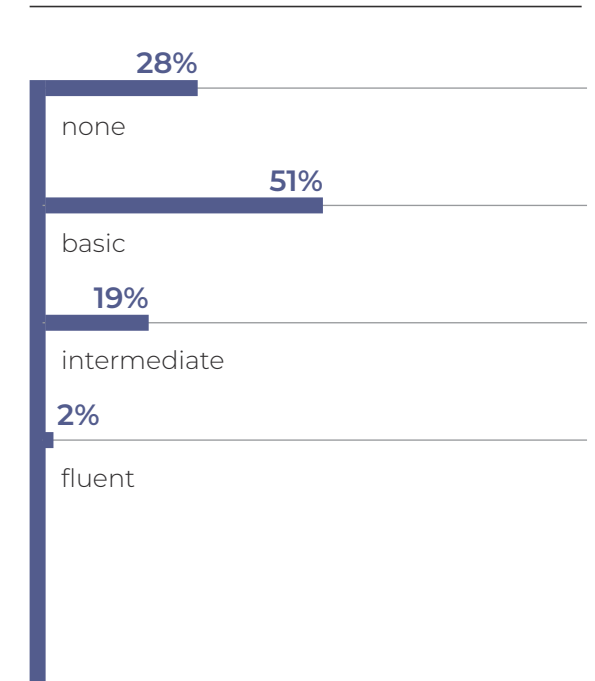
## Age:



## Education:



## Knowledge of the Polish language:





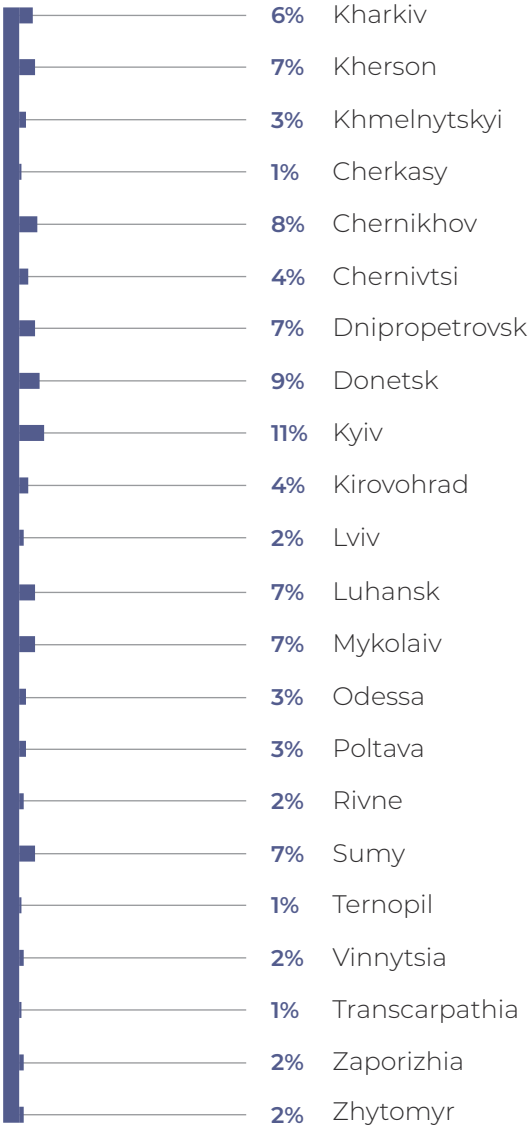
# Origin

In Białystok, new PESEL number holders came primarily from Kiev Oblast (11%), Donetsk Oblast (9%), and Chernihiv Oblast (8%).

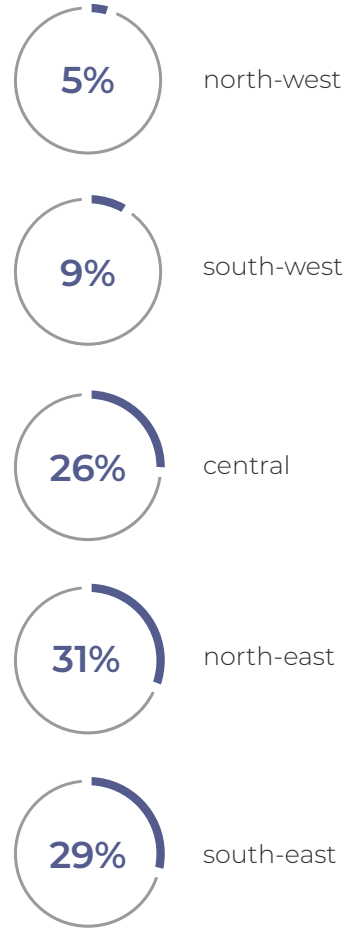
The analysis of the results by the respondents' regions of domicile in Ukraine showed that the highest share of the refugees arrived from the north-east region (31%); slightly fewer also came from the south-east (29%) and central (26%) regions.



**Which Ukrainian region (oblast) did you live in permanently before coming to Poland?**



### Region of domicile in Ukraine:



N~200 (all respondents)



# Entry into Poland

The refugees from Ukraine applying for a PESEL number in Białystok most often came to Poland with their underage children (53%). Parents of children aged below 6 came with one child on average. The same trend was seen among parents of children aged 7–17. 24% of the respondents came to Poland on their own. At the end of April, the largest group of respondents in Białystok were those who came to Poland between 1 and 15 March 2022. In total, 54% of the surveyed came to Poland before 15 March.

## 53%

of the respondents came to Poland with minors

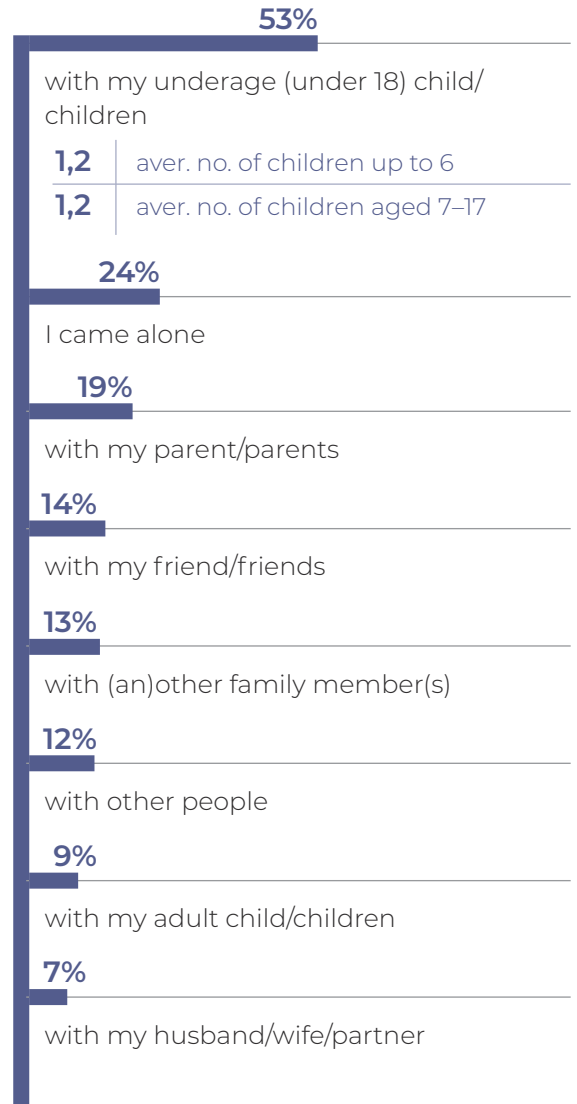
## 44%

at the end of April 2022, among those applying for PESEL in Białystok, the largest group was the refugees who came to Poland in the first half of March

N~200 (all respondents)

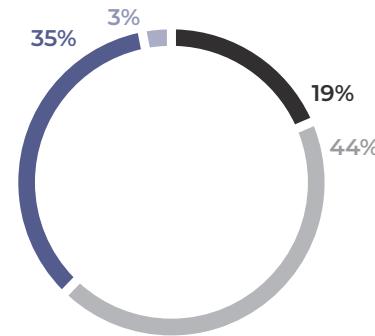
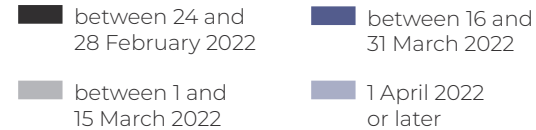
## Who did you come to Poland with?

multiple choice question



1,2	aver. no. of children up to 6
1,2	aver. no. of children aged 7–17

## When did you come to Poland?





# Place of stay and housing situation

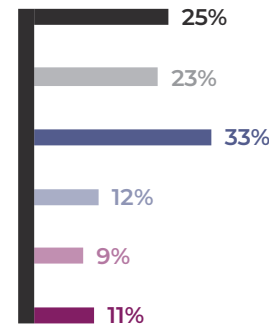
The refugees from Ukraine who were applying for a PESEL number in Białystok in April were mostly staying with friends or family from Ukraine (23%) and in private flats or houses owned by private Polish owners (with hosts) (22%). All the surveyed Ukrainian citizens in Białystok were actually living in.

33% of the Ukrainian nationals surveyed in Białystok were helped by unknown Poles in finding accommodation before coming to Poland; 25% of the respondents took advantage of the help of friends from Ukraine living in Poland. Somewhat fewer Ukrainians used the help of Poles whom they had met earlier (23%). 27% of the surveyed refugees declared that they were paying for rented premises.

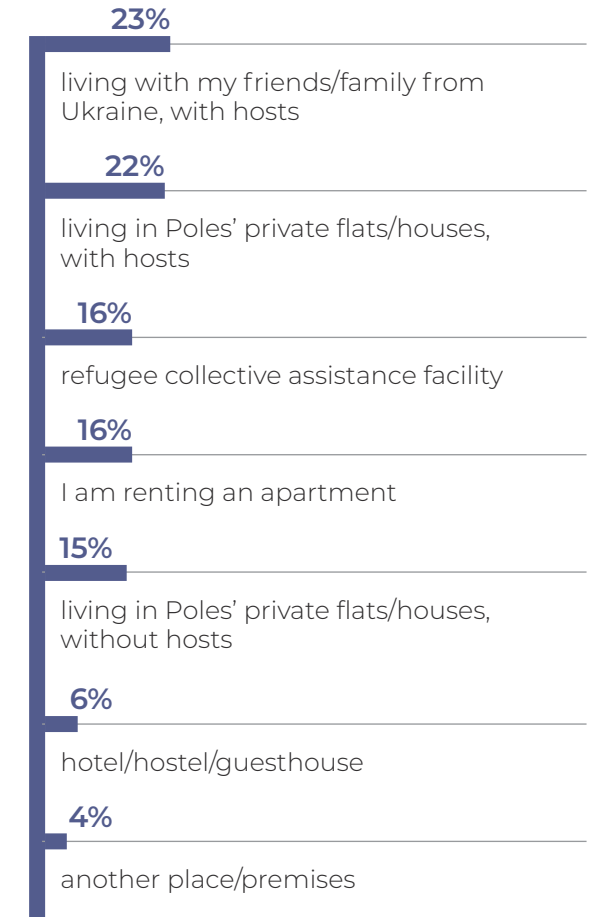


N~200 (all respondents)

## Did anyone help you find your current accommodation before your arrival in Poland?



## Where are you staying now?





# Financial standing

The surveyed Ukrainian nationals most often depended on money received from Poles (68%) and also on their own income or savings (59%). Less frequently were the refugees reaching for funds offered by the Polish authorities (12%).

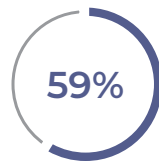
Most of the respondents admitted that they were living modestly and had to be very economical on a daily basis (61%). 22% of the surveyed refugees had an average standard of living; they were able to handle daily expenses but were forced to put money aside if they wanted to make bigger purchases. 15% of the respondents said that they were impoverished and did not have enough funds to satisfy the basic needs. Only 1% of the surveyed described their standard of living as good and allowing them to go on without having to save money.

## What are your current sources of income? How are you making a living?

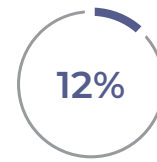
multiple choice question



money from Poles



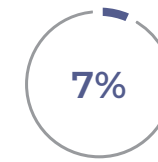
own income / savings



money from Polish authorities



money from other sources



money from family living in Poland



money from aid organisations

N~200 (all respondents)

## Which of the following statements best describes your current situation and the situation of the persons who came with you to Poland?

**The surveyed Ukrainian nationals were most often making a living thanks to:**

- 68% money received from Poles
- 59% own income or savings

15%

I/we have a poor standard of living; I/we cannot satisfy even the basic needs

61%

I/we have a modest standard of living – I/we have to manage a tight budget very carefully on a daily basis

22%

I/we have an average standard of living; we are getting by on a daily basis, but we have to save for major purchases

1%

I/we have a good standard of living; I/we can afford a lot without saving





# Employment prospects

The largest group of the Ukrainian nationals applying for PESEL in Białystok in April were working for a Polish employer but in a different job than in Ukraine (41%). 20% of the respondents were not working, but they were after a job not necessarily matching their qualifications and education. 14% were looking for a job aligned with their qualifications and education. Data shows that 51% of the respondents were working for an employer from Poland.

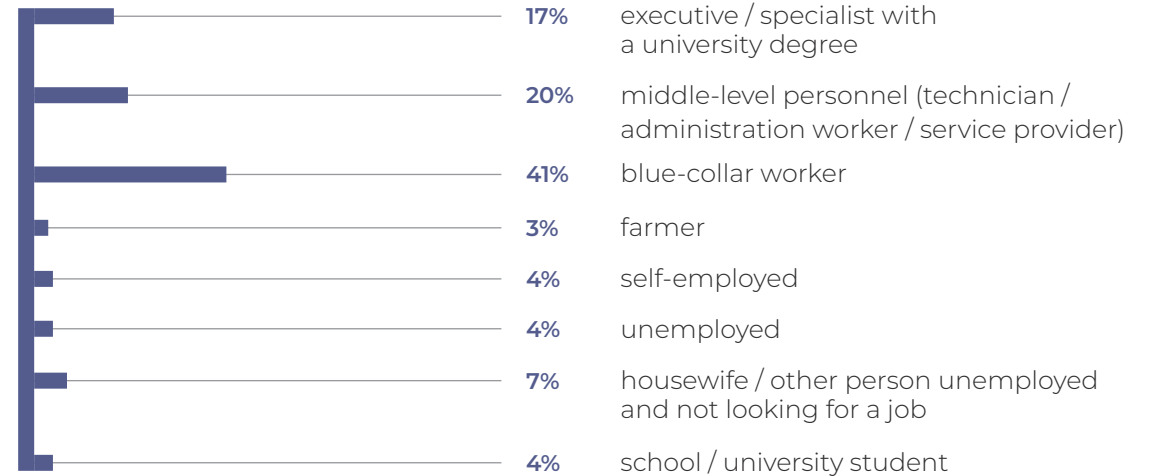
Back in Ukraine, the largest number of the surveyed were blue-collar workers (40%) and 20% were middle-level personnel (technicians, administration workers, service providers). Fewer interviewees (17%) admitted that while in Ukraine they had worked in managerial positions or as educated specialists.

# 41%

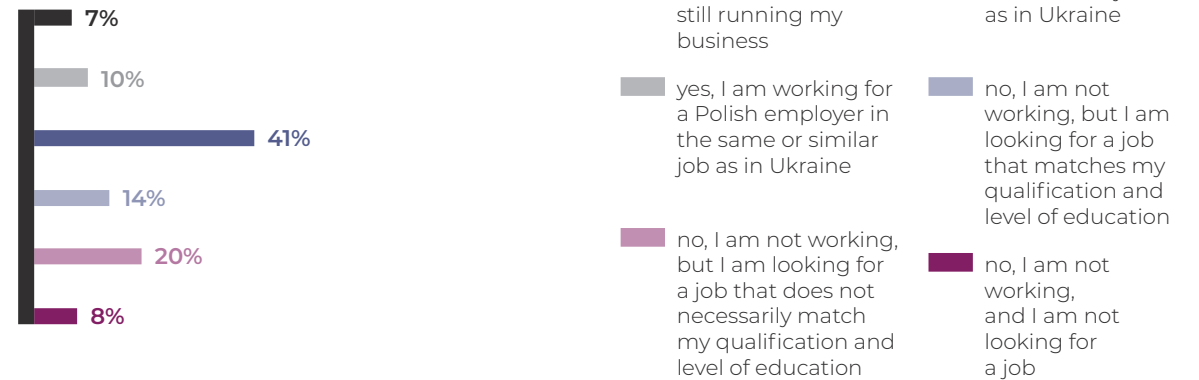
in April 2022, blue-collar workers were the largest professional group among the Ukrainian respondents in Białystok

N~200 (all respondents)

## What was your employment situation before leaving Ukraine?



## Are you working currently?





# Use of childcare and education

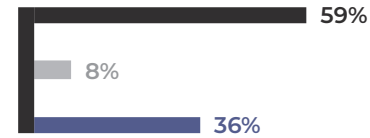
In April, most of kids under 7 guarded by the respondents applying for PESEL in Białystok (59%) were not going to nursery or kindergarten. Slightly more than one third of the respondents with children of this age (36%) answered that they were attending nurseries or kindergartens for free; 8% admitted that they had put their children in paid pre-school institutions.

Speaking of children aged 7–14, more than half of them (51%) were in Polish schools while still attending online classes at their Ukrainian schools; one fifth (21%) were staying solely in Polish schools and almost the same share (20%) were learning online only at Ukrainian schools.

According to 13% of the respondents, their young children at school age were not attending any Polish or Ukrainian school.

The situation was somewhat different among older children aged 15–18. More than half of the respondents (52%) admitted that their children at this age were only attending Ukrainian schools via distant learning. Children of 27% of the respondents were not attending any school; every fourth person (24%) said that their children were learning at both Polish and Ukrainian schools (via the Internet). The lowest share of pupils in this age group were attending only Polish schools (17%).

## Are your children under 7 attending nursery/kindergarten in Poland?

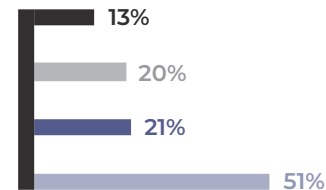


N=90 (parents/guardians of children under 7), multiple choice question

- no, they are not attending any nursery or kindergarten
- yes, they are attending nursery/kindergarten for free
- yes, they are attending nursery/kindergarten that we are paying for

## Are your children aged 7–14 going to school?

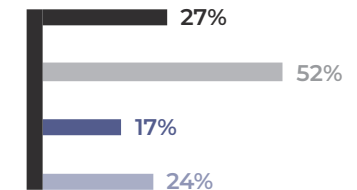
N=77 (parents/guardians of children aged 7–14), multiple choice question



- no, they are not attending Polish or Ukrainian school (online classes)
- no, they are attending only Ukrainian school (online classes)
- yes, they are attending Polish school
- yes, they are attending Polish school and Ukrainian school (online classes)

## Are your children aged 15–18 going to school?

N=26\* (parents/guardians of children aged 15–18), multiple choice question



\* results for n < 60 should be interpreted cautiously



# Aiding Ukrainian Refugees

The Ukrainian refugees surveyed in Białystok were most often seeking ways to receive free foodstuffs (58%). Almost half of the respondents (49%) received free clothing or footwear. The respondents also frequently took advantage of free transfers in private vehicles (38%), free psychological counselling (30%), free rail and bus travel (23%) and free medical services (22%).

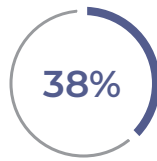
Almost three out of four of the surveyed refugees (74%) declared that since their arrival in Poland, they had been benefiting from various forms of help from private persons, however, relatively rarely. 63% of the surveyed regarded aid and assistance that they had been receiving since their arrival in Poland as useful.



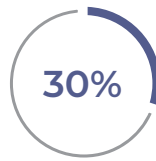
free foodstuffs



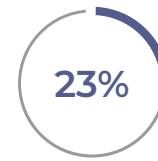
free clothing / footwear



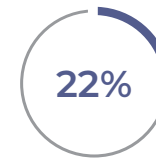
free transfer in a vehicle owned by private person



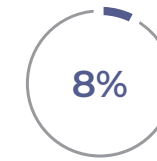
free psychological counselling



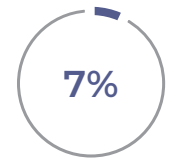
free rail / bus transport



free medical services / advice



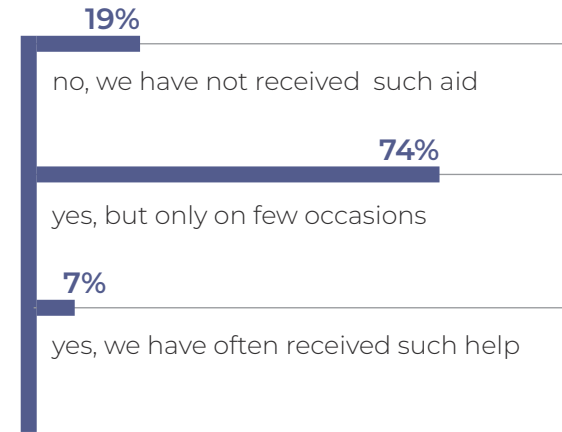
overnight stay at a collective assistance facility



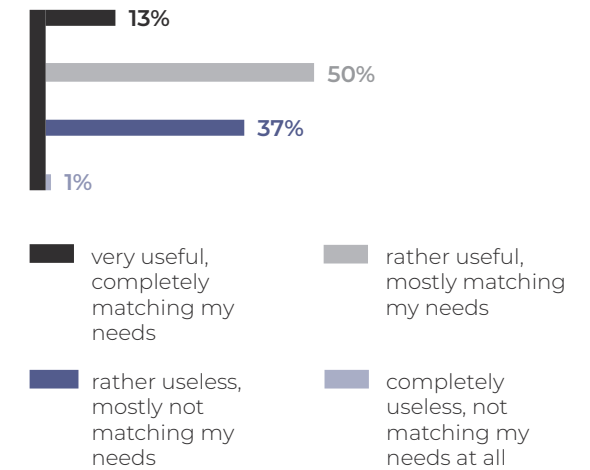
overnight stay at reception point

N~200 (all respondents)

### Since your arrival in Poland, have you or your family members received any kind of aid or assistance from private persons?



### How do you generally appraise assistance that you have been receiving since your arrival in Poland? To what extent has it been useful and has matched your needs?



### What forms of assistance have you been using since your arrival in Poland?





# Sources of information about available assistance

Half of the respondents (50%) were accessing social media in the Ukrainian language to obtain information about available and and assistance in the city of their stay. The respondents said that they were also using the helpline for this purpose (41%). Other popular sources of information were also contacts with Ukrainian friends (37%) and Polish NGOs or volunteers (27%), the Polish-language mass-media (23%) or Polish friends (23%).

The great majority of the respondents (91%) felt well informed about aid they could obtain in the city where they were staying.

N~200 (all respondents)

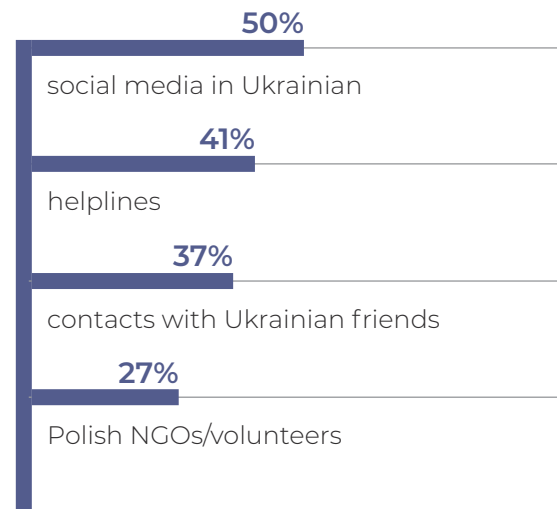
## 50%

in April 2022, social media in the Ukrainian language were the main source of information about where and how to obtain aid in Białystok



## Where do you mainly find out about assistance that you can obtain in the place where you are currently staying?

multiple choice question





# Refugees' main needs and concerns

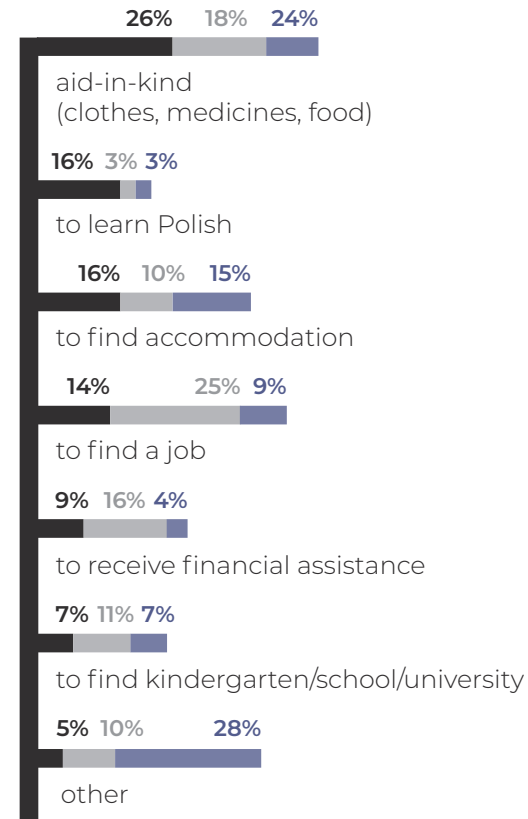
The surveyed refugees most often pointed to aid-in-kind, e.g. clothes, medicines, or food, as the most important form of help that they needed in their current situation in Poland (26%). The other most important forms of sought assistance were learning the Polish language (16%), finding accommodation (16%), and finding a job (14%). Finding a job was the second most sought-after form of help (25%). Next, there were other forms of support (28%) and aid-in-kind (24%).

The refugees staying in Poland feared disease or deterioration of their health status the most (49%). Almost equally troubling are failure to speak Polish (42%) or the worsening financial situation (41%). 33% of the surveyed were concerned about problems with the upbringing and education of their children and the inability to find a job or losing their current job.

- most important assistance  
n=202
- second most important assistance  
n=80
- third most important assistance  
n=80

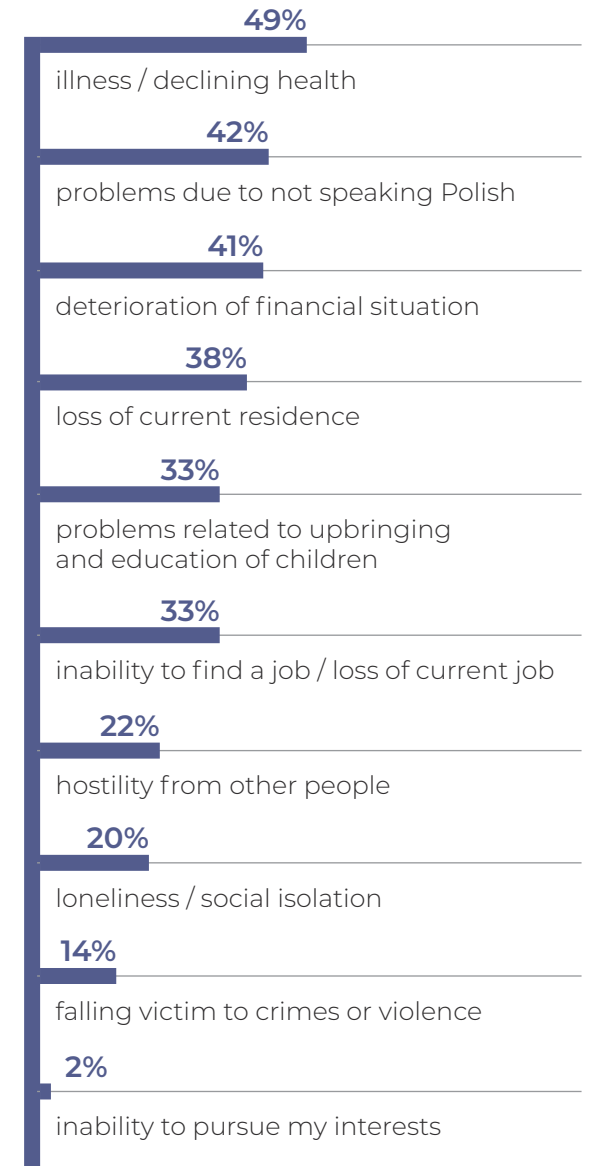
## What kind of help and support do you need most in your current situation in Poland?

main forms of assistance with min. 3% of answers



## What are your greatest concerns about living in Poland?

N=202, multiple choice question





# Relations with Poles

Almost half of the respondents (48%) applying for a PESEL number in Białystok indicated that they had experienced Poles' dislike or reluctance to show kindness, but such situations were infrequent. 44% of the refugees did not experience any such attitudes.

90% of the surveyed trusted unknown Poles whom they were meeting; of this figure, 29% definitely trust and 61% rather trust Poles.

At the end of April 2022,

# 44%

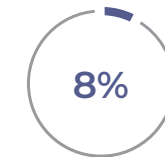
of the respondents did not report Poles' dislike

### Do you generally trust Polish strangers that you are meeting these days?

90%

% of resp. **I TRUST THEM**  
(total responses for "I definitely trust" and "I rather trust")

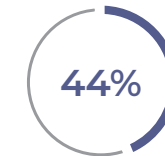
### During your stay in Poland, have Poles shown dislike or lack of kindness to you or your relatives?



yes, we have often experienced such reactions



yes, but only on few occasions



no, we have not actually experienced such reactions



# Future plans

88% of the refugees interviewed in April said that they were planning to return to Ukraine after the war; of this figure, 46% wanted to return immediately after the end of hostilities and 42% intended to do so after a few months. 9% of the respondents planned to stay in Poland for at least a year. The smallest share of the surveyed applying for a PESEL numer in Białystok (2%) wanted to leave for another country.

The surveyed were generally unable to define their plans as to changing their place of stay in the near future (39%).

At the end of April 2022,

# 46%

of the refugees planned to return to Ukraine immediately after the war

# 42%

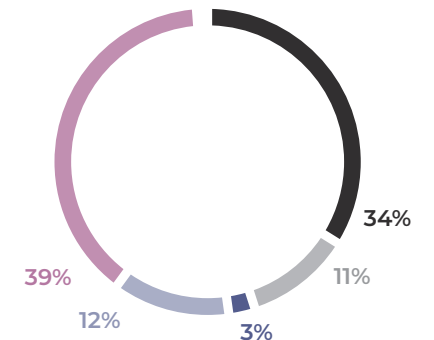
of the refugees intended to wait a few months


## After the cessation of hostilities in Ukraine, do you intend to...?



## Do you intend to move to another apartment/premises in the near future?

- yes, but within my current locality
- yes, to another town/city in Poland
- yes, to another country
- no, I do not intend to move to another apartment/premises
- hard to say





Results for UMP Cities  
Bydgoszcz





# Profile of refugees from Ukraine applying for a PESEL number in Bydgoszcz

The refugees from Ukraine who applied for a PESEL number in Bydgoszcz in April were mainly women (91%), most often up to 44 years of age (77%). Almost 15% of the them were able to speak the Polish language at a basic level, while as many

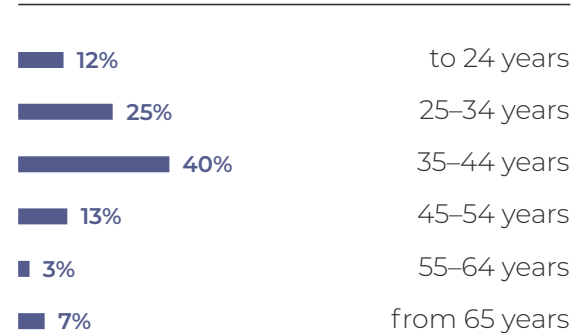
as 83% could not speak it at all. Only 2% of the respondents admitted that they had an intermediate knowledge of Polish; 1% spoke Polish fluently. The surveyed refugees reported having higher (46%) and secondary education (41%).

N~250 (all respondents)

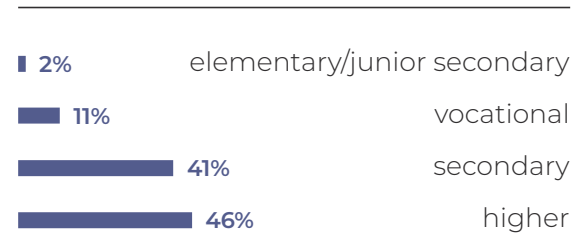
## Gender:



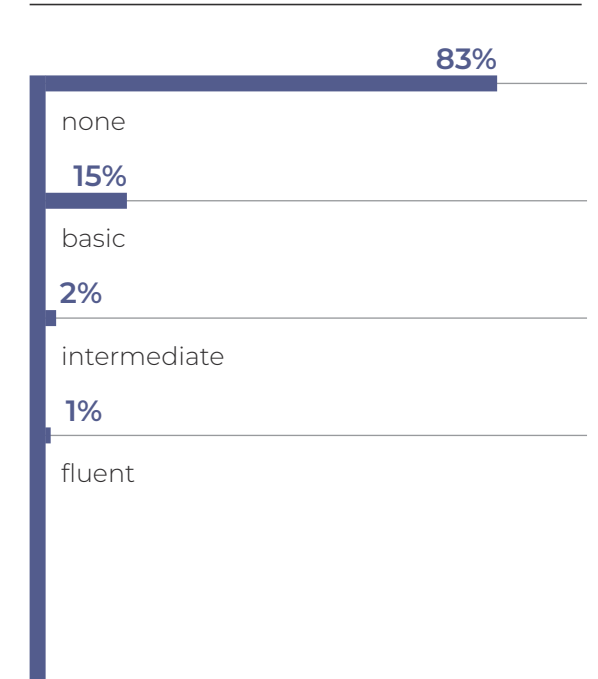
## Age:



## Education:



## Knowledge of the Polish language:





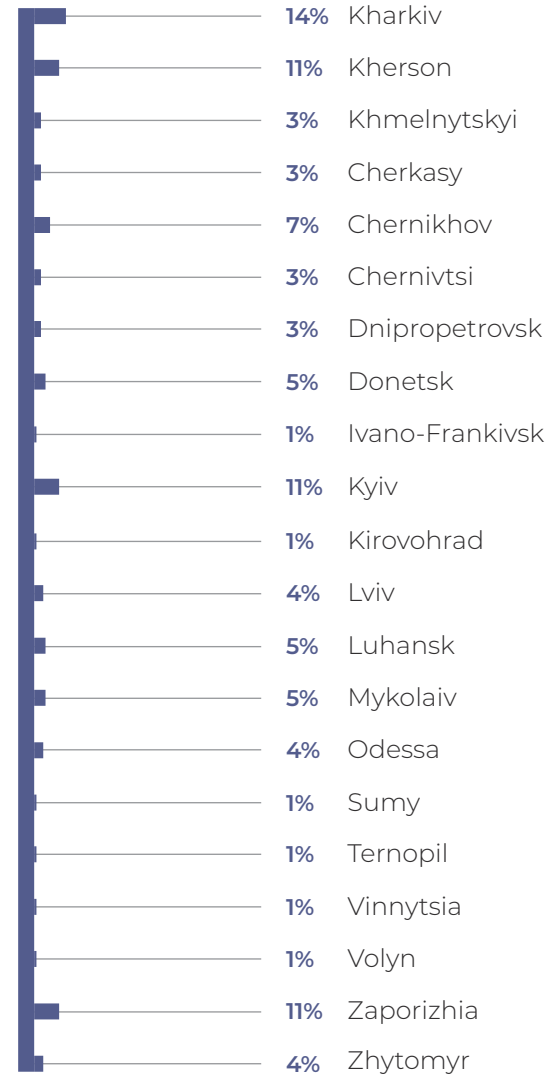
# Origin

In Bydgoszcz, the largest number of new PESEL holders came from the Kharkiv (14%), Kherson, Kyiv, and Zaporizhia regions (11% each). A region-by-region analysis of the results showed that the highest percentage of the refugees arrived from the south-east part of Ukraine (37%), while nearly a quarter of the respondents (25% and 24%, respectively) came from north-east and central Ukraine.

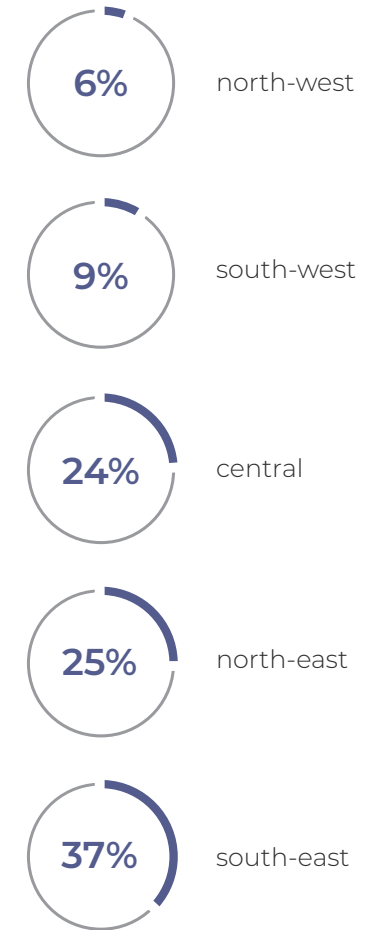
### New PESEL number holders in Bydgoszcz came from the following Ukrainian regions:

14%	Kharkiv
11%	Kherson
11%	Kiev
11%	Zaporizhia

### Which Ukrainian region (oblast) did you live in permanently before coming to Poland?



### Region of domicile in Ukraine:





# Entry into Poland

The refugees from Ukraine applying for a PESEL number in Bydgoszcz most often came to Poland with their underage children (58%). Parents of children under 6 mostly arrived with one child. The same trend was seen among parents of children aged 7–17. 24% of the respondents came to Poland with another family member.

The largest group of the respondents surveyed at the end of April in Bydgoszcz came to Poland between 1 and 15 March 2022. In total, 50% of the interviewees crossed into Poland before 15 March.

N~250 (all respondents)

# 58%

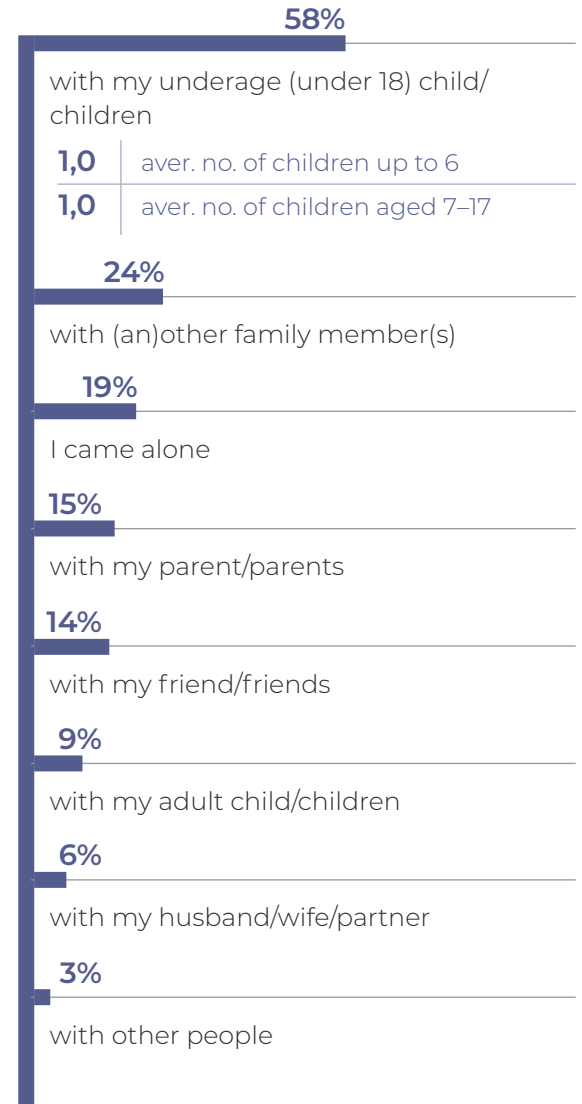
of the respondents came to Poland with minors

# 30%

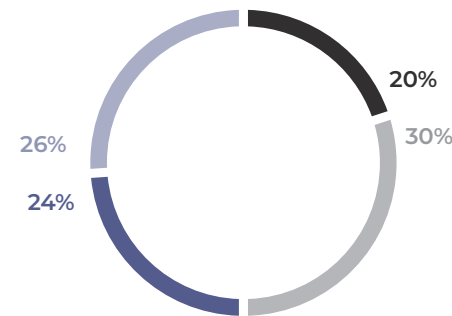
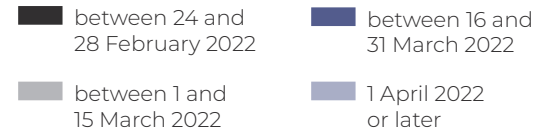
at the end of April 2022, among those applying for PESEL in Bydgoszcz, the largest group was the refugees who came to Poland in the first half of March

## Who did you come to Poland with?

multiple choice question



## When did you come to Poland?





# Place of stay and housing situation

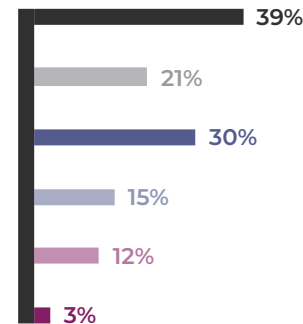
The surveyed refugees from Ukraine who received their PESEL number in Bydgoszcz in April were most often sheltered by Poles, private persons, in their own apartments (living either without hosts – 29% or with hosts – 20%). Almost all the Ukrainian citizens who were applying for a PESEL number in Bydgoszcz were living in this city.

In the case of 39% of the Ukrainian nationals staying in Bydgoszcz, their Ukrainian friends living in Poland helped them find accommodation even before they left Ukraine; 30% of the respondents relied on the help of Poles whom they did not know. Every fifth respondent (21%) relied on the help of Polish friends. 36% of the surveyed refugees from Ukraine declared that they were paying a fee for premises in which they were accommodated.

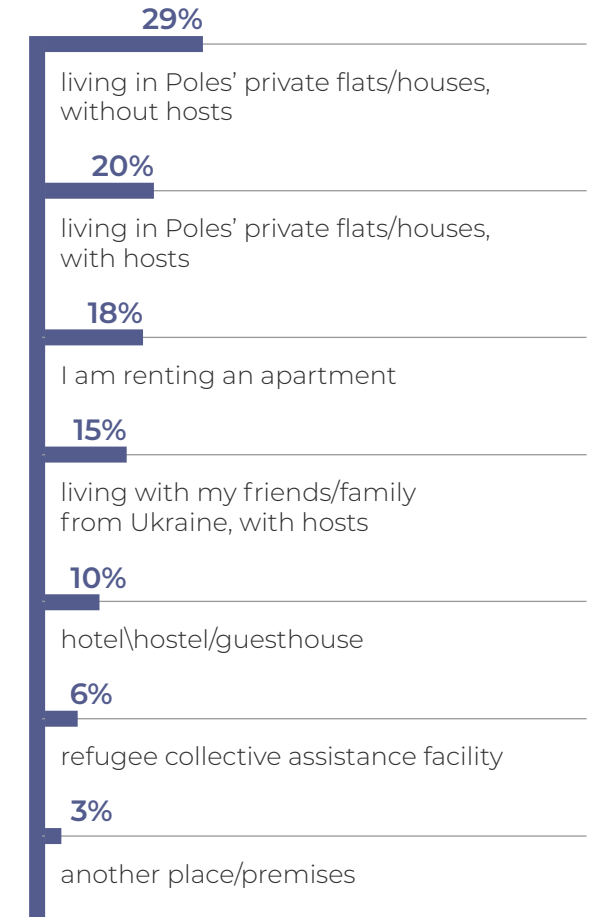


N~250 (all respondents)

## Did anyone help you find your current accommodation before your arrival in Poland?



## Where are you staying now?





# Financial standing

The surveyed Ukrainian nationals most often relied on their own income or savings (95%). Every fifth respondent (20%) applied for money offered by the Polish authorities.

Most of the respondents (69%) admitted that they were living modestly and had to be very economical on a daily basis. 28% of the surveyed were impoverished and did not have enough funds to satisfy the basic needs. In contrast, 4% of the respondents described their standard of living as average; they were able to satisfy their daily needs but had to save to cover larger expenses. None of the respondents referred to their current situation as good.

## What are your current source of income? How are you making a living?

multiple choice question



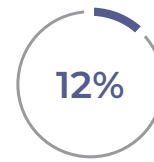
own income / savings



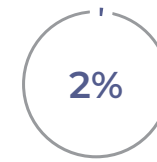
money from Polish authorities



money from other sources



money from Poles

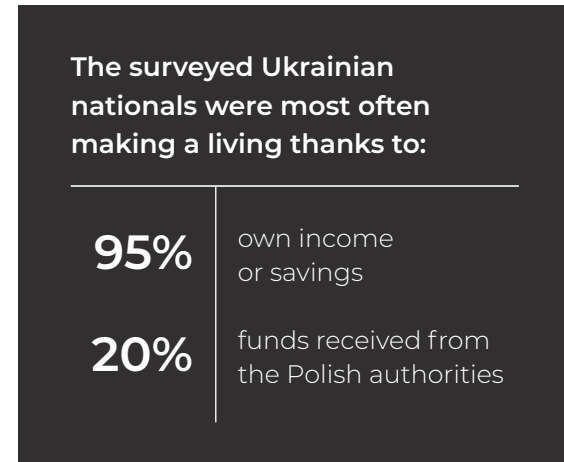


money from family living in Poland

N~250 (all respondents)

## Which of the following statements best describes your current situation and the situation of the persons who came with you to Poland?

the chart does not include answers: "I/we have a good standard of living; I/we can afford a lot without saving" because the respondents did not choose this option





# Employment prospects

The Ukrainian nationals applying for a PESEL number in Bydgoszcz in April (38%) who were not working but were looking for a job, which was not necessarily matching their qualifications and education, was the largest group. 22% of the surveyed were looking for a job compatible with their skills and education; 20% were unemployed and were not looking for a job. Data shows that only 15% of the respondents were working for an employer from Poland.

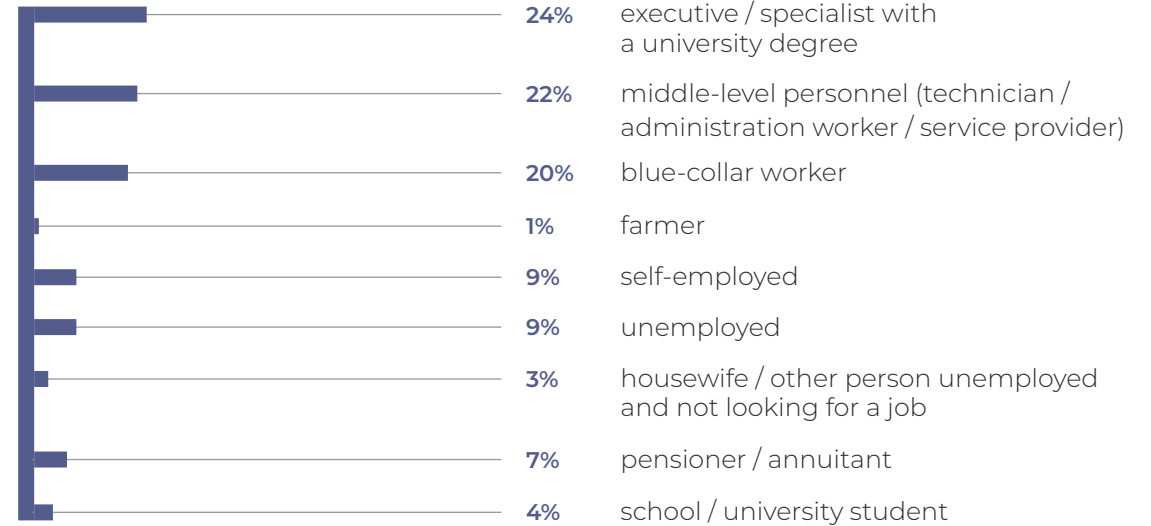
Back in Ukraine, the highest percentage of the respondents (24%) worked in managerial positions or as specialists holding a university degree; 22% worked as middle-level personnel (technicians, administration staff, service providers). Fewer of them admitted that they had worked as blue-collar workers before leaving the country (20%).

# 24%

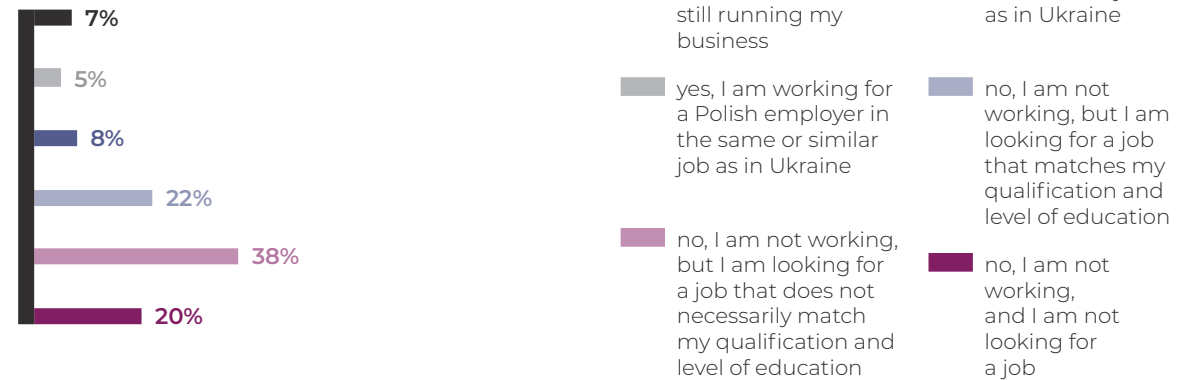
in April 2022, blue-collar workers were the largest professional group among the Ukrainian respondents in Bydgoszcz / persons with a university degree

N~250 (all respondents)

## What was your employment situation before leaving Ukraine?



## Are you working currently?





# Use of childcare and education

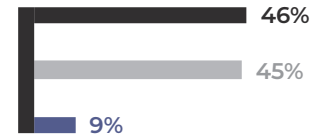
In April, most of the respondents' children under the age of 7 staying in Bydgoszcz (46%) were not attending nurseries or kindergartens. Almost half of the respondents (45%) having children aged around 7 said that they had sent their children to paid pre-school institutions; 9% answered that their kids had been admitted to nurseries or kindergartens for free.

Speaking of younger children at school age (7-14 years), four out of ten (39%) were not attending Polish school but only Ukrainian school; 32% were enrolled only in Polish school; and 25% were studying in Polish and Ukrainian schools at the same time.

5% of the respondents reported that their younger children at school age were not staying in either Polish or Ukrainian school.

The situation was somewhat different for older children at school age (15-18). Over one third of the respondents (35%) admitted that their children at this age were attending only Polish schools. Children of 27% of the surveyed adults were only attending online classes in Ukrainian schools; every fourth person (22%) said that their children were at Polish and Ukrainian schools at the same time (via the Internet). In this age group, the lowest number of responses was seen in the case of pupils who were not attending any school (16%).

## Are your children under 7 attending nursery/kindergarten in Poland?

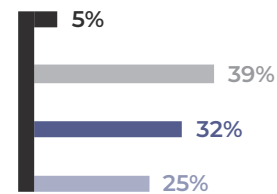


N=96 (parents/guardians of children under 7), multiple choice question

- no, they are not attending any nursery or kindergarten
- yes, they are attending nursery/kindergarten that we are paying for
- yes, they are attending nursery/kindergarten for free

## Are your children aged 7-14 going to school?

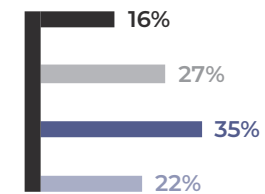
N=96 (parents/guardians of children aged 7-14), multiple choice question



- no, they are not attending Polish or Ukrainian school (online classes)
- no, they are attending only Ukrainian school (online classes)
- yes, they are attending Polish school
- yes, they are attending Polish school and Ukrainian school (online classes)

## Are your children aged 15-18 going to school?

N=37\* (parents/guardians of children aged 15-18), multiple choice question



- no, they are not attending Polish or Ukrainian school (online classes)
- no, they are attending only Ukrainian school (online classes)
- yes, they are attending Polish school
- yes, they are attending Polish school and Ukrainian school (online classes)

\* results for n < 60 should be interpreted cautiously

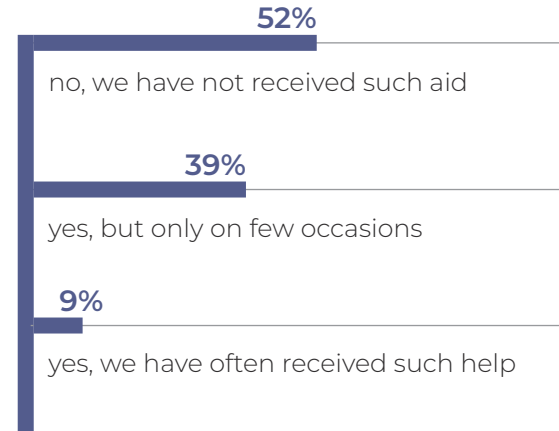


# Aiding Ukrainian Refugees

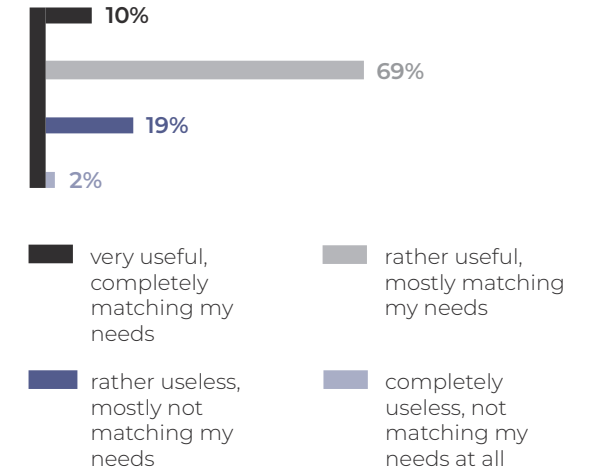
The surveyed refugees from Ukraine applying for a PESEL number in Bydgoszcz most often accessed free medical services and advice (66%). More than half of the respondents (62%) received free foodstuffs, and nearly every second respondent (49%) accepted free clothing or footwear. The respondents also willingly used free transfer by rail or bus (33%), free psychological counselling (25%), free transfer by private cars (19%) and accommodation in collective assistance facilities and reception points (17% each).

More than half of the surveyed refugees (52%) declared that they had not received any help from private persons since their entry into Poland. Four out of ten respondents (39%) admitted that they had benefited such help but infrequently. However, 79% of the respondents believed that aid and assistance received since their arrival in Poland had been useful.

### Since your arrival in Poland, have you or your family members received any kind of aid or assistance from private persons?



### How do you generally appraise assistance that you have been receiving since your arrival in Poland? To what extent has it been useful and has matched your needs?



### What forms of assistance have you been using since your arrival in Poland?

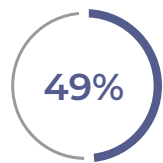
multiple choice question



free medical services / advice



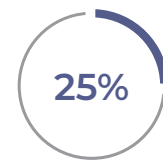
free foodstuffs



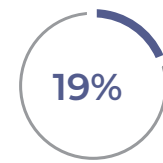
free clothing / footwear



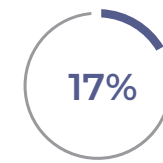
free rail / bus transport



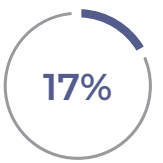
free psychological counselling



free transfer in a vehicle owned by private person



overnight stay at a collective assistance facility



overnight stay at reception point facility





# Sources of information about available assistance

During the interview, the vast majority of the respondents said that they were browsing social media in Ukrainian (84%) and speaking to their Ukrainian friends (80%) to obtain information about available assistance in the place of residence. More than half of them (52%) established contacts with Poles for this purpose. Polish NGOs (18%) are also a popular source of information.

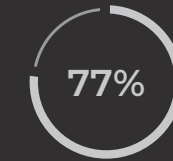
Most of the respondents (77%) felt well informed about assistance that they could get in the place of residence.

## 84%

in April 2022, social media in the Ukrainian language were the main source of information about where and how to obtain aid in Bydgoszcz

N~250 (all respondents)

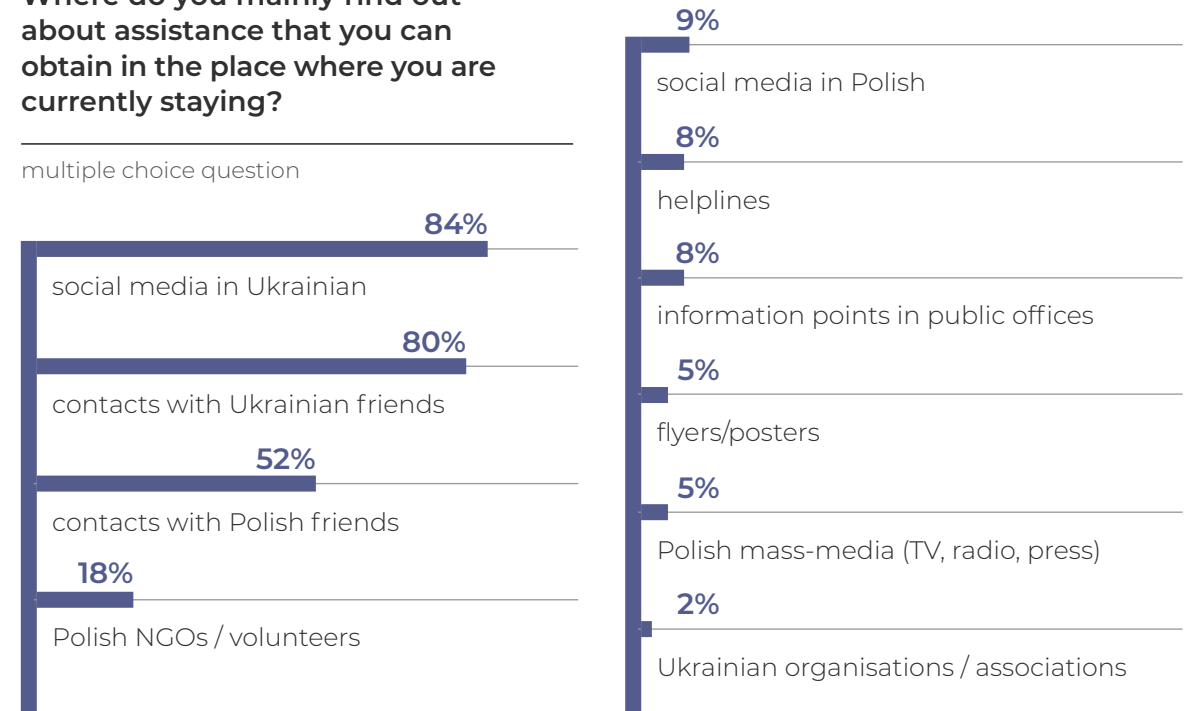
Do you feel well informed about aid and assistance opportunities that you can access in the city where you are currently staying?



% of resp. **YES**  
(total for "definitely yes" and "rather yes")

## Where do you mainly find out about assistance that you can obtain in the place where you are currently staying?

multiple choice question





# Refugees' main needs and concerns

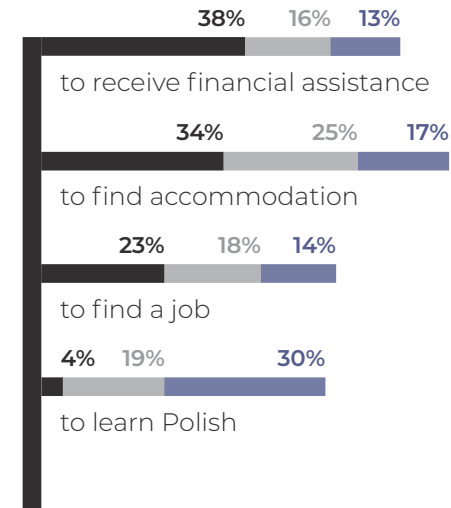
The surveyed refugees from Ukraine most often pointed to financial support as the most important form of aid needed in their current situation in Poland (38%). Other important forms of assistance reported by the surveyed concerned accommodation (34%), job (23%), and learning Polish (16%). Finding a shelter was the second most sought-after form of help (25%). Learning Polish came third (30%).

The surveyed refugees in Poland were most afraid of their financial situation deteriorating (84%); they also feared losing their current place of residence (82%). Half of the them (50%) feel anxiety about problems with finding a job, and 44% were worried about their health status.

- most important assistance n=245
- second most important assistance n=244
- third most important assistance n=232

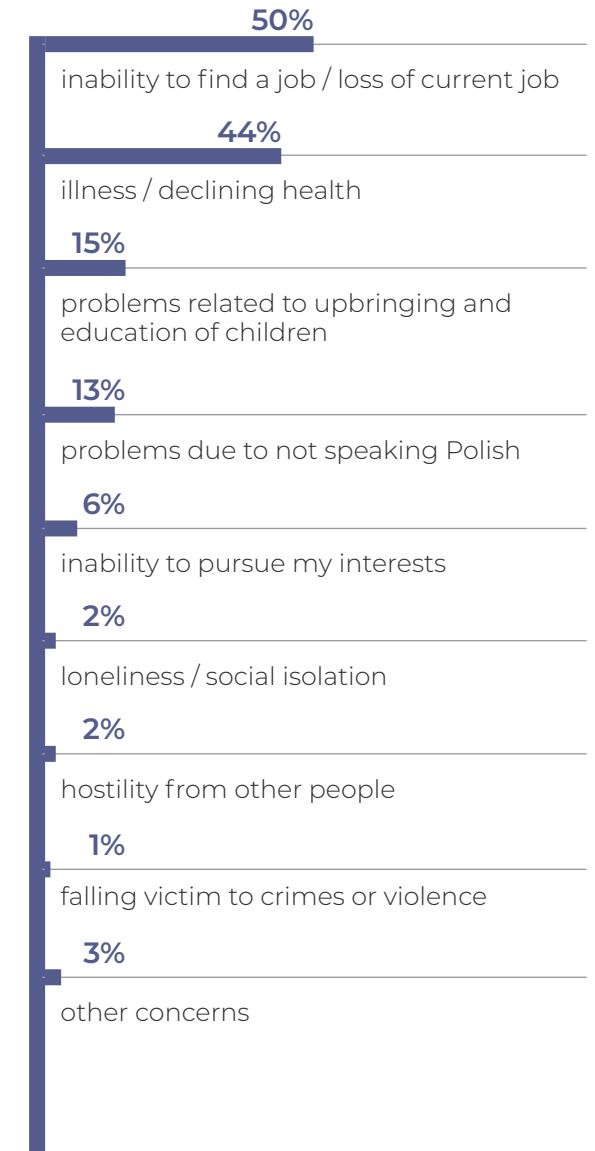
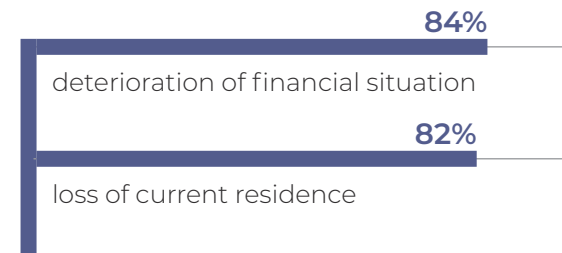
## What kind of help and support do you need most in your current situation in Poland?

main forms of assistance with min. 3% of answers



## What are your greatest concerns about living in Poland?

N=232, multiple choice question





# Relations with Poles

The vast majority of the Ukrainian nationals holding PESEL in Bydgoszcz (87%) reported that they had not experienced dislike or reluctance to show kindness on the part of Poles, while 12% said that such situations had been few. Only 1% of the respondents reported frequent negative reactions from Poles.

93% of the respondents trusted unknown Poles; 34% of this figure definitely trust and 59% rather trust them.

At the end of April 2022,

# 87%

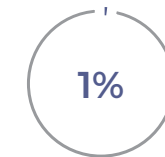
of the respondents did not report Poles' dislike

### Do you generally trust Polish strangers that you are meeting these days?

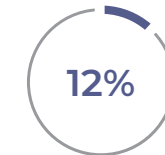
93%

% of resp. **I TRUST THEM**  
(total responses for "I definitely trust" and "I rather trust")

### During your stay in Poland, have Poles shown dislike or lack of kindness to you or your relatives?



yes, we have often experienced such reactions



yes, but only on few occasions



no, we have not actually experienced such reactions



# Future plans

67% of the refugees interviewed in April said that they were planning to return to Ukraine after the war; of this figure, 43% wanted to return immediately after the end of hostilities and 24% intended to do so after a few months. 19% of the respondents planned to stay in Poland for at least a year. The smallest share of the surveyed applying for a PESEL number in Bydgoszcz (2%) wanted to leave for another country.

The surveyed were mostly unable to define their plans as to changing their place of stay in the near future (39%). However, those who had some plans said that they would like to stay in the city (40%).

At the end of April 2022,

# 43%

of the refugees planned to return to Ukraine immediately after the war

# 24%

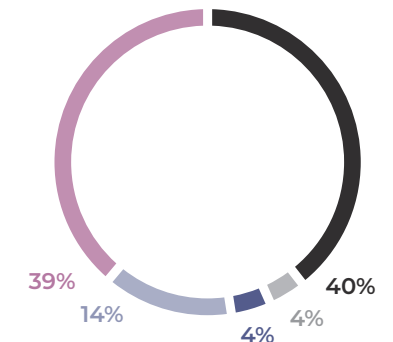
of the refugees intended to wait a few months


## After the cessation of hostilities in Ukraine, do you intend to...?



## Do you intend to move to another apartment/premises in the near future?

- yes, but within my current locality
- yes, to another town/city in Poland
- yes, to another country
- no, I do not intend to move to another apartment/premises
- hard to say





## Results for UMP Cities Gdańsk



# Profile of refugees from Ukraine applying for a PESEL number in Gdańsk

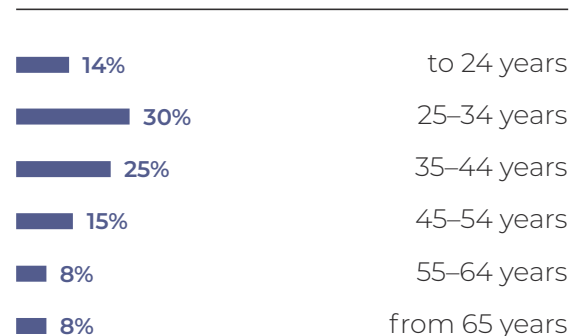
The refugees from Ukraine who applied for a PESEL number in Gdańsk in April were mainly women (90%). More than half of them (55%) were aged 25–44. Most of the surveyed (68%) did not speak Polish at all. Every fourth (26%) was able to communicate

in Polish at a basic level. Only 2% of the respondents admitted speaking Polish fluently and 4% at an intermediate level. The respondents reported different levels of education: most often higher (36%) and basic vocational (35%).

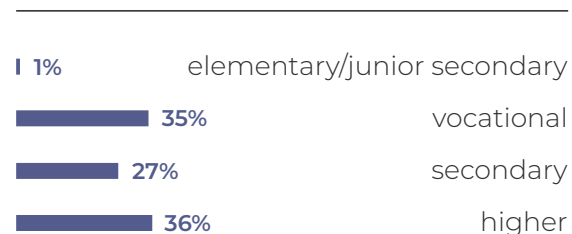
## Gender:



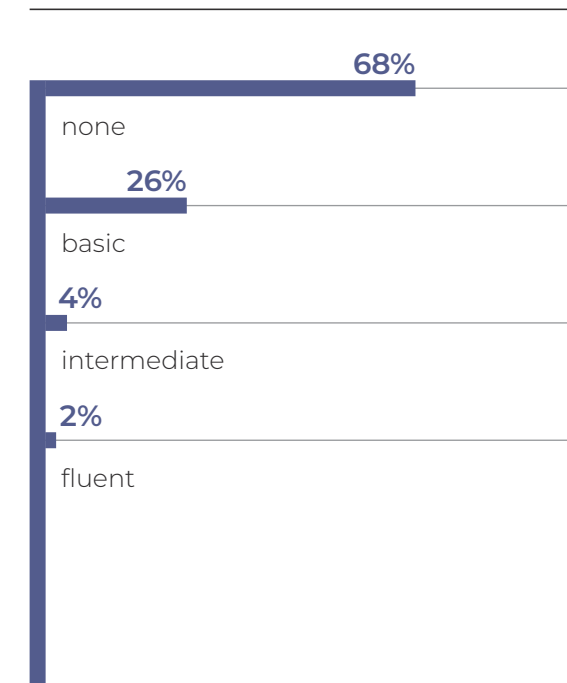
## Age:



## Education:



## Knowledge of the Polish language:





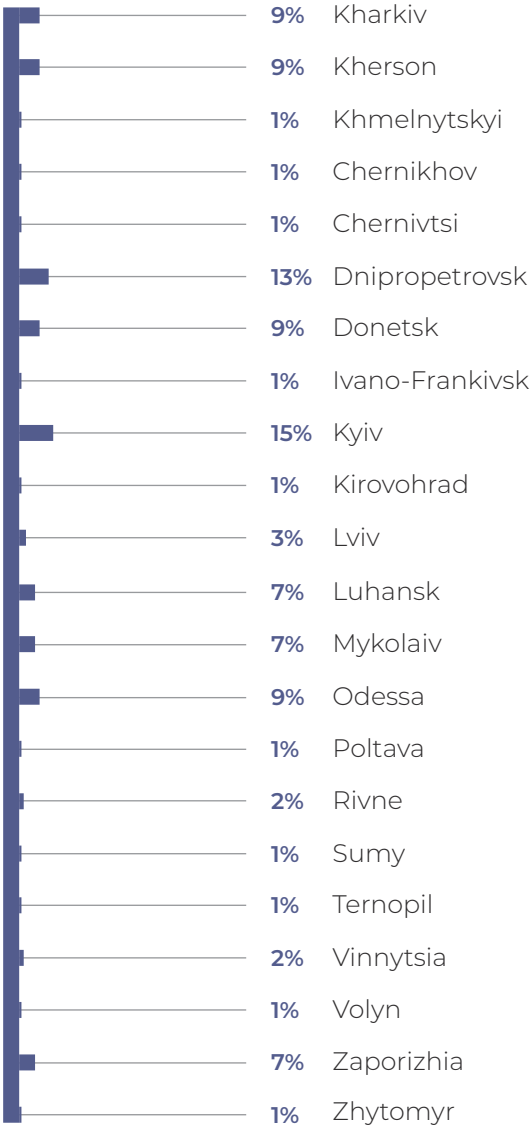
# Origin

The largest group assigned PESEL numbers in Gdańsk came from from the Kiev (15%) and Dnipropetrovsk regions (13%). 9% of them arrived from the Kharkiv, Kherson, Donetsk, and Odessa regions.

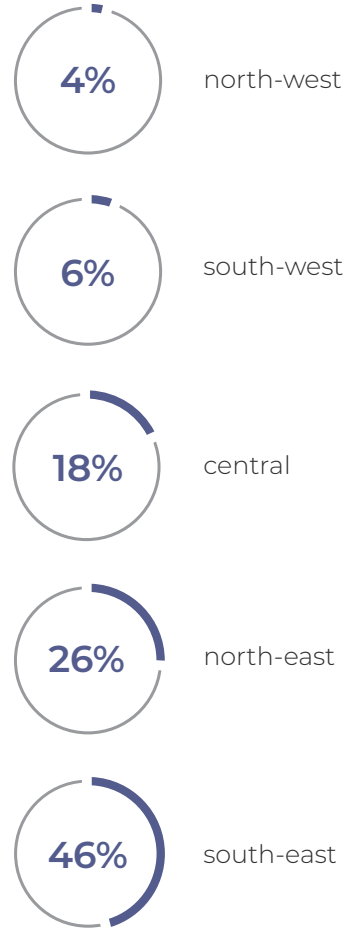
A region-by-region analysis of the results showed that less than half of the refugees (46%) originated from the south-east region and more than every fourth (26%) from the north-east region. 18% of the respondents lived in the central part of Ukraine.



**Which Ukrainian region (oblast) did you live in permanently before coming to Poland?**



### Region of domicile in Ukraine:





# Entry into Poland

The refugees from Ukraine who received their PESEL in Gdańsk most often came to Poland with their minor children (49%). Parents of children aged below 6 came with one child on average. The same trend was seen among parents of children aged 7-17. 18% of the surveyed came to Poland alone and 15% with adult children.

Among the respondents, there was a noticeable difference in the date of entering Poland. 36% of the refugees came to Poland between 1 and 15 March 2022. 28% of the respondents came to Poland in April and 22% between 16 and 31 March.

# 49%

of the respondents came to Poland with minors

# 36%

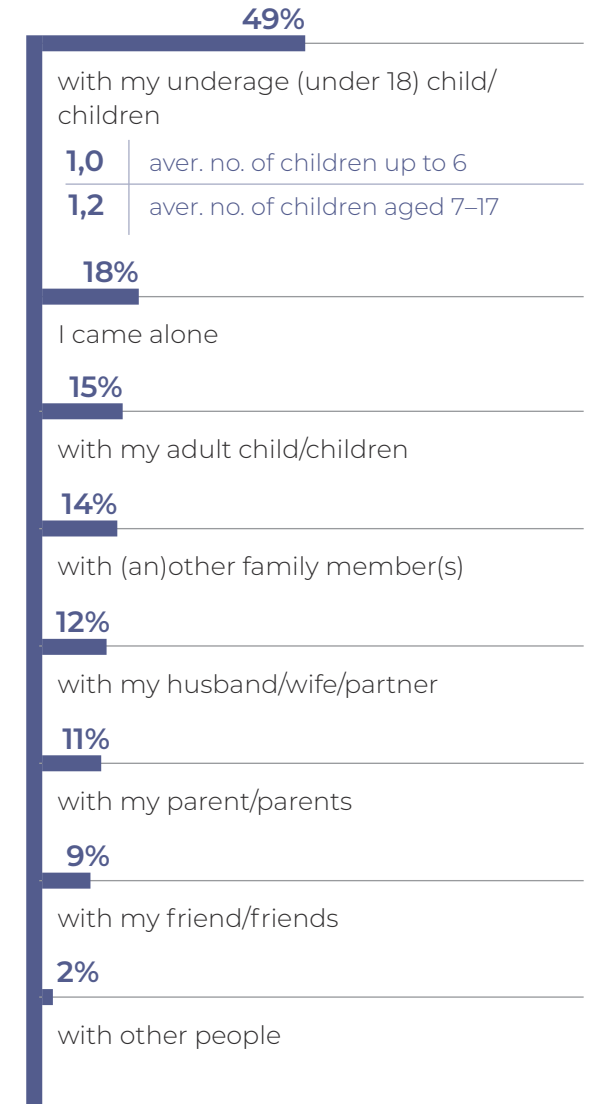
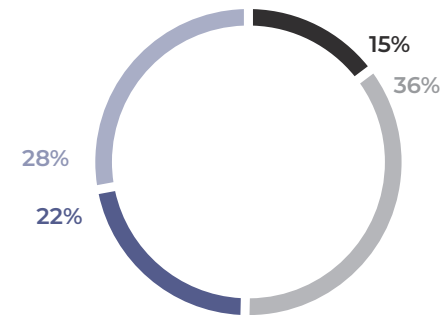
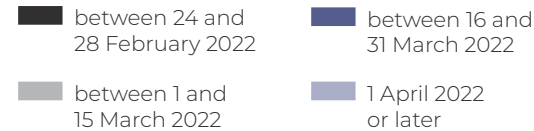
at the end of April 2022, among those applying for PESEL in Gdańsk, the largest group was the refugees who came to Poland in the first half of March

N~259 (all respondents)

## Who did you come to Poland with?

multiple choice question

## When did you come to Poland?



Average number of children	Percentage
aver. no. of children up to 6	1,0
aver. no. of children aged 7-17	1,2





# Place of stay and housing situation

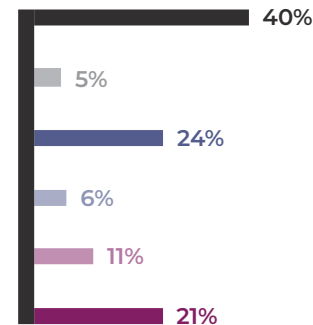
The refugees from Ukraine who were applying for a PESEL number in Gdańsk in April were mostly staying with friends or family from Ukraine (23%), in apartments owned by private Polish owners and together with the hosts (17%), or in premises which they were renting on their own (17%). The vast majority of the respondents (95%) applying for PESEL in Gdańsk were also living in.

In the case of 40% of the Ukrainian nationals surveyed in Gdańsk, their Ukrainian friends living in Poland helped them find accommodation before they even left Ukraine. Almost every fourth respondent (24%) admitted using the help of unknown Poles. 21% found an apartment or another shelter on their own. 35% of the surveyed refugees from Ukraine declared that they were paying a fee for premises in which they were accommodated.

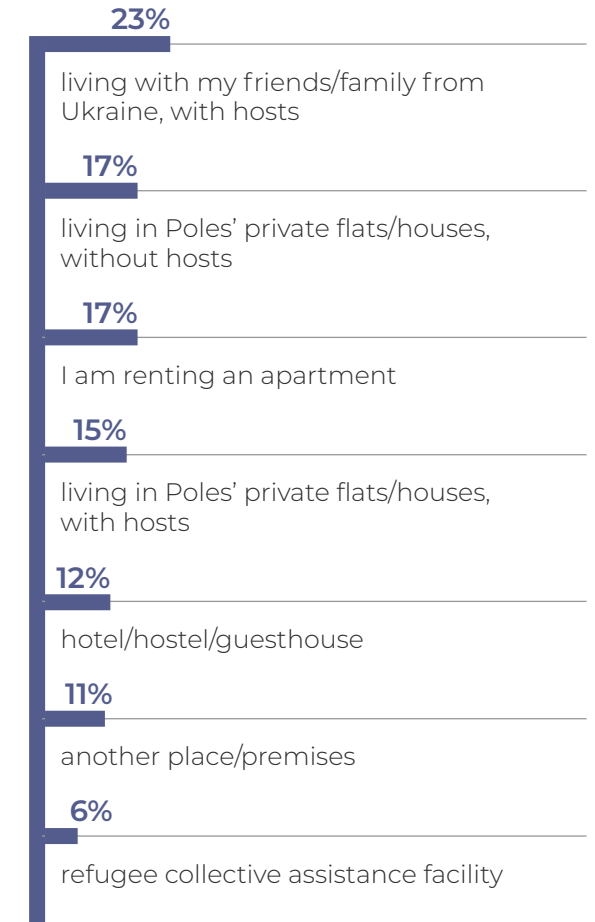


N~259 (all respondents)

## Did anyone help you find your current accommodation before your arrival in Poland?



## Where are you staying now?





# Financial standing

The surveyed Ukrainian nationals most often relied on their own income or savings (69%). 38% of the respondents relied on funds received from Polish authorities and 18% on money obtained from other sources.

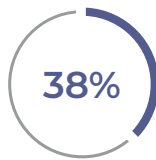
Most of the respondents (73%) admitted that they were living modestly and had to be very economical on a daily basis. 15% of the surveyed refugees had an average standard of living; they were able to satisfy their daily needs but had to save for major purchases. 9% of the interviewees were impoverished, and they could not satisfy even their basic needs. Only 2% of the surveyed described their standard of living as good and allowing them to go on without having to save.

## What are your current sources of income? How are you making a living?

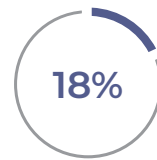
multiple choice question



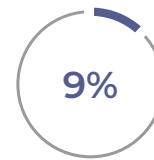
own income / savings



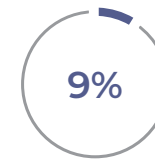
money from Polish authorities



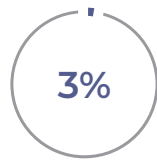
money from other sources



money from family living in Poland



money from Poles



money from aid organisations

N~259 (all respondents)

## Which of the following statements best describes your current situation and the situation of the persons who came with you to Poland?

**The surveyed Ukrainian nationals were most often making a living thanks to:**

- 69% own income or savings
- 59% funds received from the Polish authorities





# Employment prospects

The largest group of Ukrainian citizens assigned PESEL in Gdańsk in the analysed period (57%) was not working but was looking for a job, which was not necessarily matching their qualifications and education.

A much smaller share of the respondents (14%) were not working and were not looking for a job; or were not working but were looking for a job matching

their qualifications and education. Working people accounted for only 17% of the respondents.

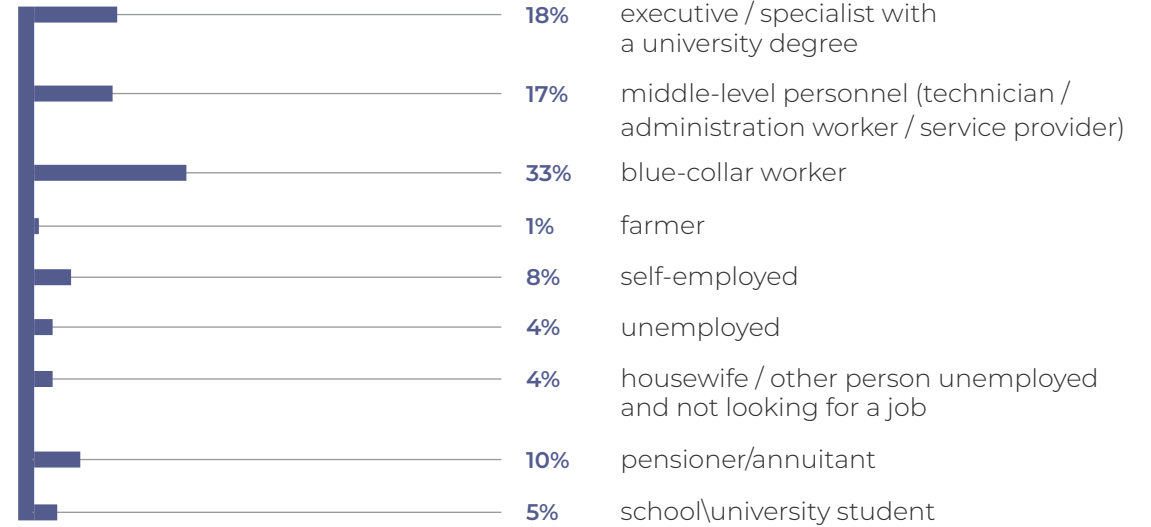
The largest share of the respondents (33%) had been employed as blue-collar workers before leaving Ukraine. 18% of the respondents were managers or specialists with a university degree; 17% were middle-level personnel (technicians, administration staff, service providers).

# 33%

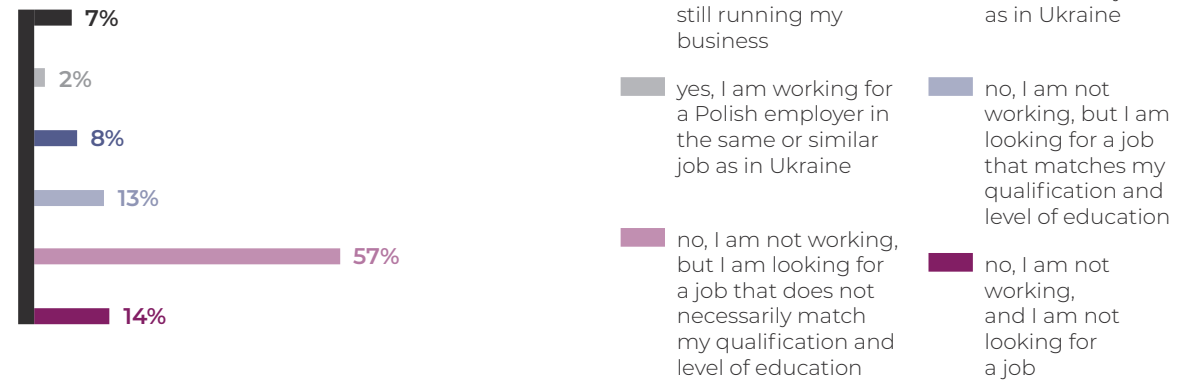
in April 2022, blue-collar workers were the largest professional group among the Ukrainian respondents in Gdańsk

N~259 (all respondents)

## What was your employment situation before leaving Ukraine?



## Are you working currently?





# Use of childcare and education

In April, the solid majority of the respondents' children under the age of 7 staying in Gdańsk (79%) were not attending nurseries or kindergartens. 16% of the respondents having children at this age answered that the kids were attending nurseries or kindergartens for free (36%), and only 5% said that they were sending their children to paid pre-school institutions.

Speaking of younger children at school age (7–14 years old), more than half of them (52%) were learning online only in Ukrainian school; one fifth (21%) were not attending

either Polish or Ukrainian school; 16% were going to Polish school but were attending Ukrainian school.

The situation was similar among older children of school age (15–18 years old). 42% of the surveyed said that their children at this age were only learning in Ukrainian schools online, and 34% reported that their children do were not going to any schools. Every fifth person (21%) pointed out that their children were attending both Polish and Ukrainian schools (via the Internet). The lowest share of responses (4%) pointed to Polish schools only.

## Are your children under 7 attending nursery/kindergarten in Poland?

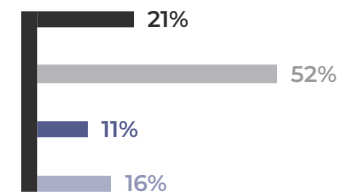


N=86 (parents/guardians of children under 7), multiple choice question

- no, they are not attending any nursery or kindergarten
- yes, they are attending nursery/kindergarten for free
- yes, they are attending nursery/kindergarten that we are paying for

## Are your children aged 7–14 going to school?

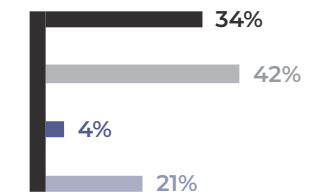
N=93 (parents/guardians of children aged 7–14), multiple choice question



- no, they are not attending Polish or Ukrainian school (online classes)
- no, they are attending only Ukrainian school (online classes)
- yes, they are attending both Polish and Ukrainian schools (via the Internet)
- yes, they are attending Polish school and Ukrainian school (online classes)

## Are your children aged 15–18 going to school?

N=41\* (parents/guardians of children aged 15–18), multiple choice question



- no, they are not attending Polish or Ukrainian school (online classes)
- no, they are attending only Ukrainian school (online classes)
- yes, they are attending Polish school
- yes, they are attending both Polish and Ukrainian schools (via the Internet)

\* results for n < 60 should be interpreted cautiously



# Aiding Ukrainian Refugees

The vast majority of the Ukrainian refugees receiving PESEL in Gdańsk (93%) were using free rail or bus transport. 63% of the respondents also received free clothing or footwear and 40% free foodstuffs. The survey also often benefited from free transfer in private cars (38%), free psychological counselling (30%), free rail or bus transport (23%), and free medical services (22%).

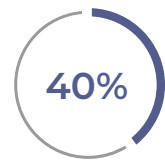
More than half of the surveyed (55%) said that since their arrival in Poland, neither they, nor their relatives, had received any aid from private individuals. Every third person (32%) admitted experiencing few such situations, and 13% confirmed that they had been receiving such assistance frequently. 95% of the surveyed regarded aid and assistance that they had been receiving since their arrival in Poland as useful.



free rail / bus transport



free clothing / footwear



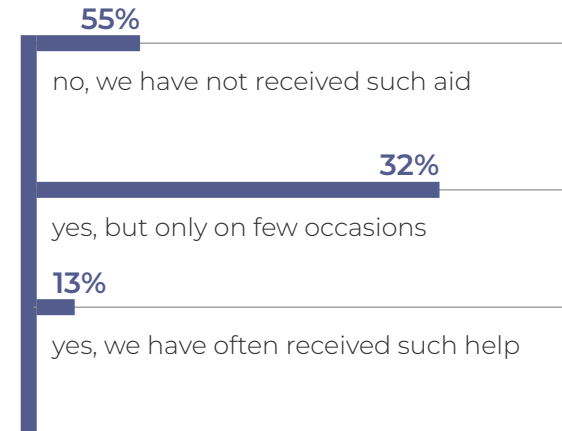
free foodstuffs



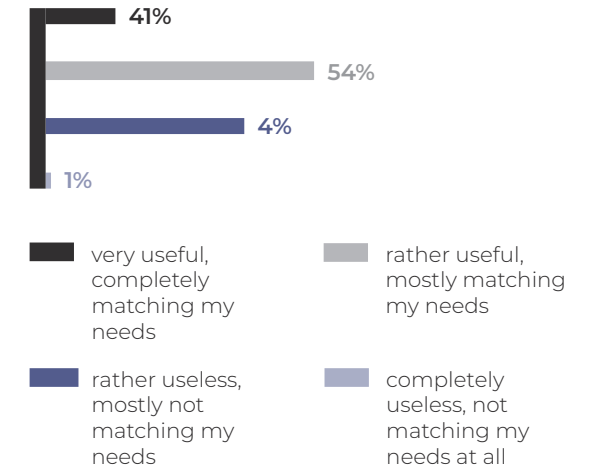
free medical services / advice

N~259 (all respondents)

### Since your arrival in Poland, have you or your family members received any kind of aid or assistance from private persons?



### How do you generally appraise assistance that you have been receiving since your arrival in Poland? To what extent has it been useful and has matched your needs?

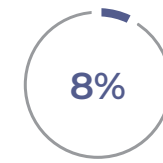


### What forms of assistance have you been using since your arrival in Poland?

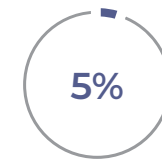
multiple choice question



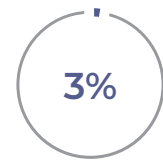
overnight stay at a collective assistance facility



overnight stay at reception point



free transfer in a vehicle owned by private person



free psychological counselling



# Sources of information about available assistance

Ukrainian-language social media was the most frequently used source of information about how and where to receive help in the city of residence (67%). More than half of the respondents (53%) also obtained such information through contacts with Ukrainian friends; every third respondent (33%) learnt about it from Polish NGOs.

28% of the refugees found out about available aid opportunities at information points in public offices and 16% from Polish friends. The great majority of the respondents (85%) felt well informed about aid that they could obtain in their current place of residence.

N~259 (all respondents)

## 67%

in April 2022, social media in the Ukrainian language were the main source of information about where and how to obtain aid in Gdańsk

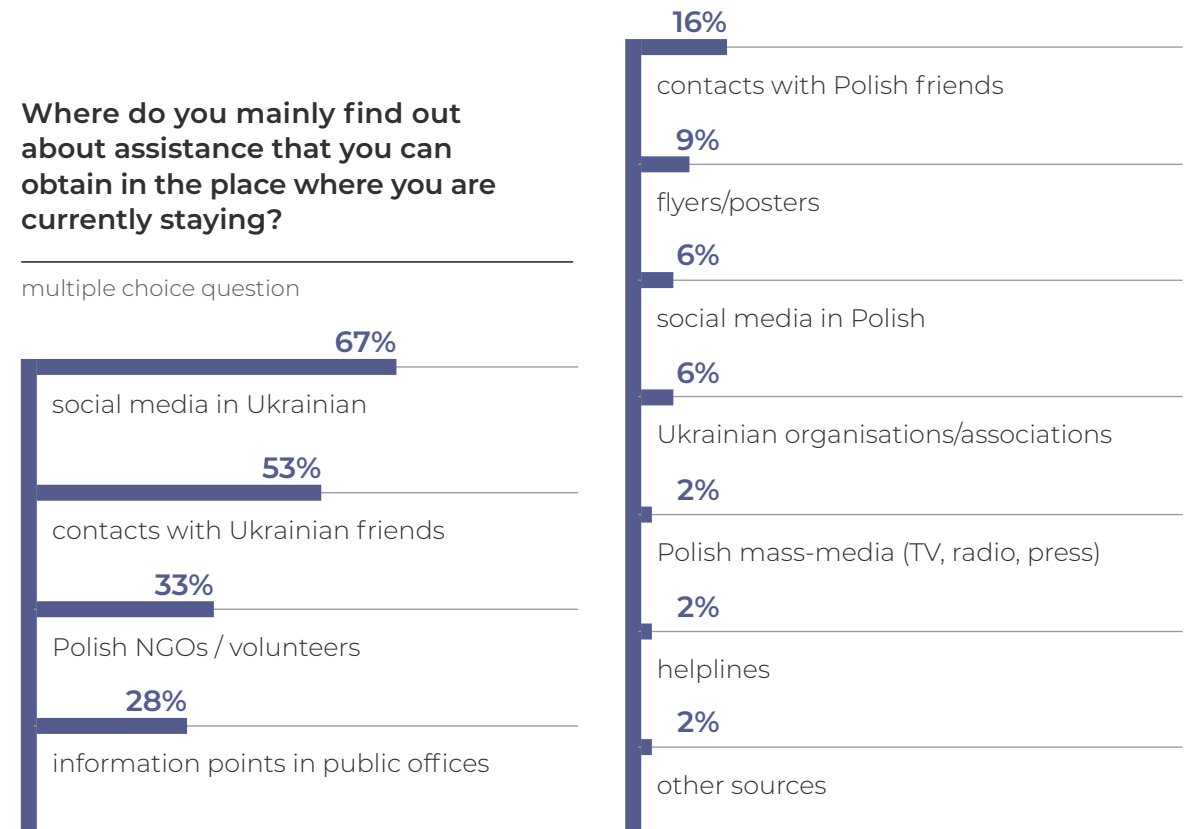
Do you feel well informed about aid and assistance opportunities that you can access in the city where you are currently staying?



**% of resp. YES**  
(total for "definitely yes" and "rather yes")

## Where do you mainly find out about assistance that you can obtain in the place where you are currently staying?

multiple choice question





# Refugees' main needs and concerns

The surveyed refugees from Ukraine most often indicated support in finding a job as the most important form of assistance needed in their current situation in Poland (35%). Other important forms of assistance declared by the interviewees concerned accommodation (24%), funds (12%), and aid-in-kind (11%). Finding a job (26%) and aid-in-kind (23%) were indicated as the second most important forms of support. Number

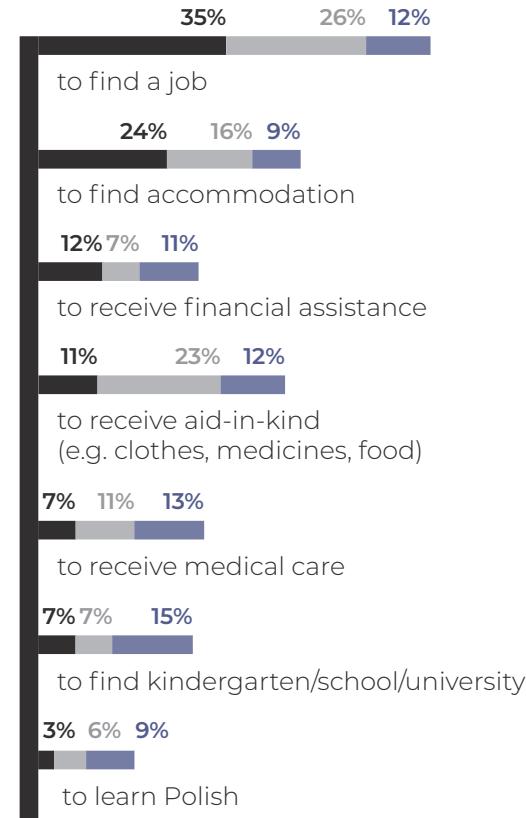
three was to help find kindergarten/school or university (15%) and medical care (13%).

The refugees living in Poland feared the deterioration of their financial situation the most (73%). Half of the surveyed (51%) feared that they would not find a job or lose their current one; 45%. Were afraid of disease and worse health status. 42% of the refugees feared losing their current place of residence.

- most important assistance n=232
- second most important assistance n=189
- third most important assistance n=115

## What kind of help and support do you need most in your current situation in Poland?

main forms of assistance with min. 3% of answers



## What are your greatest concerns about living in Poland?

N=256, multiple choice question





# Relations with Poles

Only 10% of the respondents applying for a PESEL number in Gdańsk indicated that they had experienced Poles' dislike or reluctance to show kindness, but such situations were infrequent. On the other hand, as many as 90% of them said that they had not experienced anything alike. 97% of the respondents trusted unknown Poles; 16% of this figure definitely trust and 80% rather trust them.

At the end of April 2022,

# 90%

of the respondents did not report Poles' dislike

**Do you generally trust Polish strangers that you are meeting these days?**

97%

% of resp. **I TRUST THEM**  
(total responses for "I definitely trust" and "I rather trust")

**During your stay in Poland, have Poles shown dislike or lack of kindness to you or your relatives?**



yes, but only on few occasions



no, we have not actually experienced such reactions





# Future plans

66% of the refugees interviewed in April said that they were planning to return to Ukraine after the war; of this figure, 48% wanted to return immediately after the end of hostilities and 18% intended to do so after a few months. 17% of the respondents planned to stay in Poland for at least a year. None of the refugees applying for a PESEL number in Gdańsk planned to leave to another country.

The surveyed were generally unable to define their plans as to changing their place of stay in the near future (56%). However, those who have some plans would like to stay in their current location (29%).

At the end of April 2022,

# 48%

of the refugees planned to return to Ukraine immediately after the war

# 18%

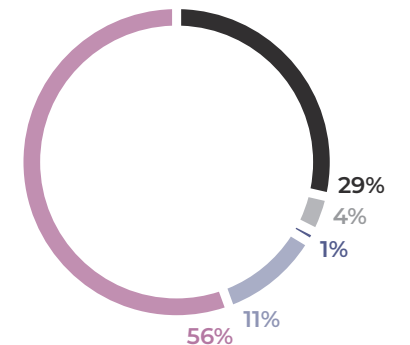
of the refugees intended to wait a few months


## After the cessation of hostilities in Ukraine, do you intend to...?



## Do you intend to move to another apartment/premises in the near future?

- yes, but within my current locality
- yes, to another town/city in Poland
- yes, to another country
- no, I do not intend to move to another apartment/premises
- hard to say





Results for UMP Cities  
**Katowice**



# Profile of refugees from Ukraine applying for a PESEL number in Katowice

The refugees from Ukraine who applied for a PESEL number in Katowice in April were mainly young women (91%), most often up to 34 years of age (51%). 61% of the respondents did not speak the Polish

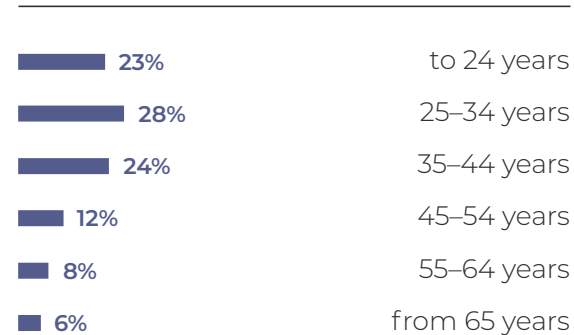
language; 30% had a basic command of Polish. 7% of the surveyed declared an advanced and 3% fluent level of Polish. The surveyed refugees reported having higher (53%) and secondary education (26%).

N~300 (all respondents)

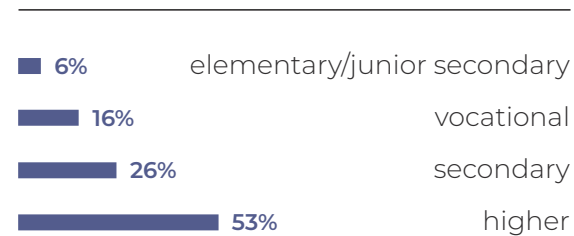
## Gender:



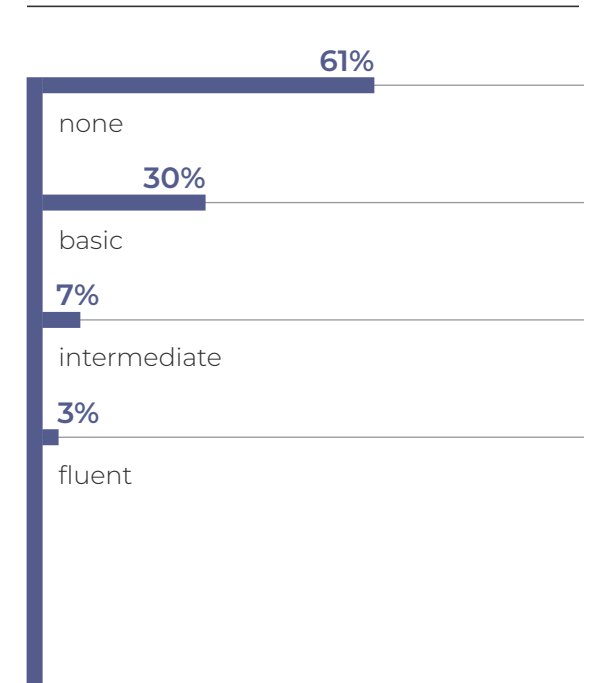
## Age:



## Education:



## Knowledge of the Polish language:





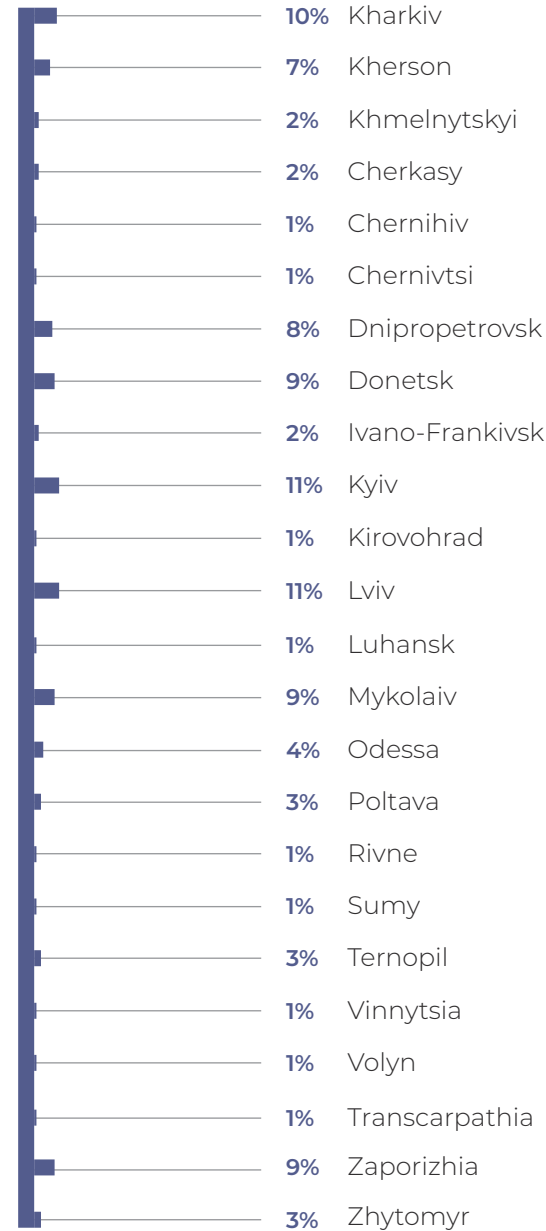
# Origin

In Katowice, the largest group of new PESEL holders were from Kiev (11%), Lviv (11%), and Kharkiv (10%).

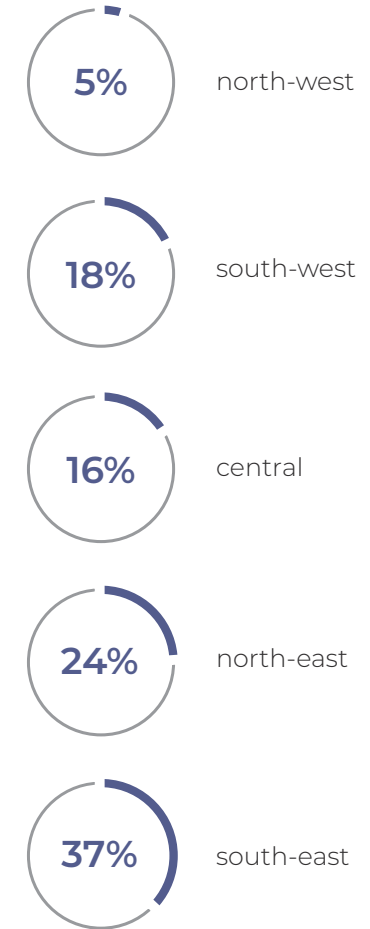
A region-by-region analysis of the results showed that the largest share of the newcomers came from the south-east region (37%). Fewer came from the north-east (24%) and south-west of the country (18%).



**Which Ukrainian region (oblast) did you live in permanently before coming to Poland?**



## Region of domicile in Ukraine:





# Entry into Poland

The refugees from Ukraine applying for a PESEL number in Katowice most often came to Poland with their minor children (45%). Parents of children aged below 6 came with one child on average. The same trend was seen among parents of children aged 7–17. 18% of the surveyed came to Poland alone.

The largest group of the respondents surveyed at the end of April in Katowice came to Poland on or after 1 April 2022. In total, 47% of the interviewees crossed into Poland before 15 March.

# 45%

of the respondents came to Poland with minors

# 43%

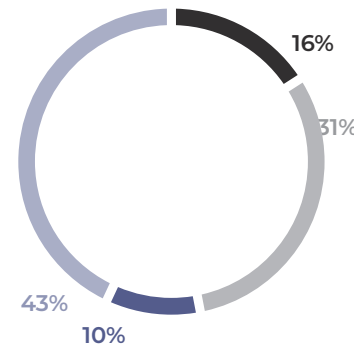
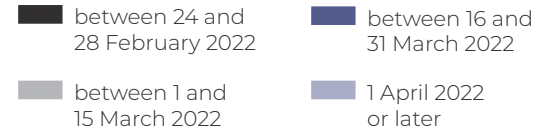
at the end of April 2022, among those applying for PESEL in Katowice, the largest group was the refugees who came to Poland after 1 April

N~300 (all respondents)

## Who did you come to Poland with?

multiple choice question

## When did you come to Poland?



### 45%

with my underage (under 18) child/children

1,1 | aver. no. of children up to 6

1,3 | aver. no. of children aged 7–17

### 18%

I came alone

### 17%

with my husband/wife/partner

### 14%

with my parent/parents

### 12%

with (an)other family member(s)

### 8%

with my adult child/children

### 6%

with my friend/friends

### 2%

with other people



# Place of stay and housing situation

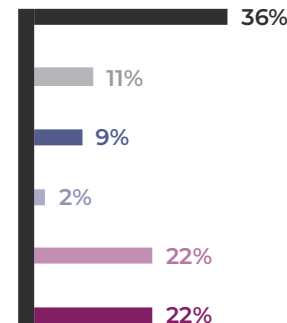
The new PESEL holders from Ukraine in Katowice in April were most often staying in rented premises (24%) or were being hosted by their friends or family from Ukraine (19%). 95% of the Ukrainian nationals applying for PESEL in Katowice were living in.

In the case of 36% of the Ukrainian nationals staying in Katowice, their Ukrainian friends living in Poland helped them find accommodation even before they left Ukraine; 22% of the respondents relied on the help of other people. Also, 22% did not have any help in finding accommodation. 48% of the surveyed refugees from Ukraine declared that they were paying a fee for premises in which they were accommodated.

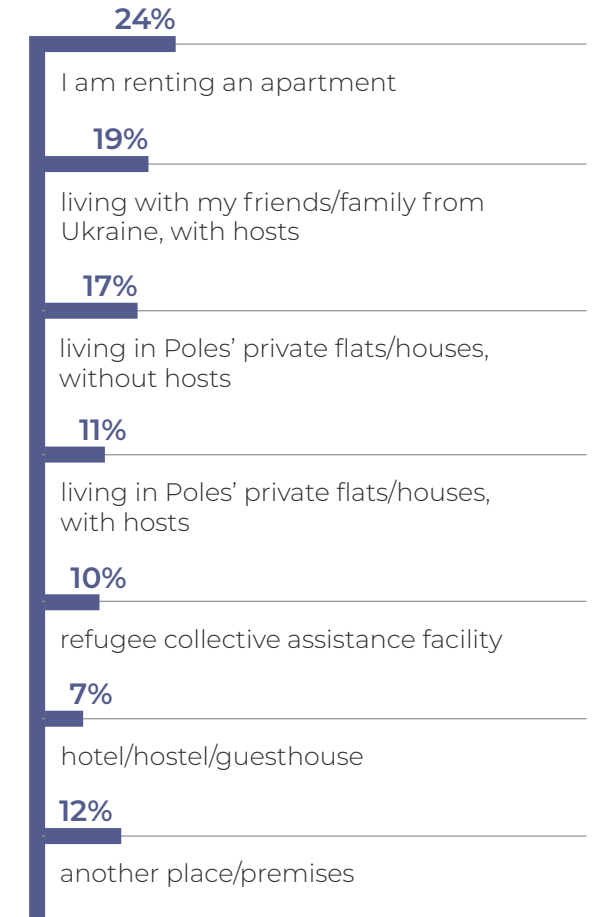


N~300 (all respondents)

## Did anyone help you find your current accommodation before your arrival in Poland?



## Where are you staying now?





# Financial standing

The surveyed Ukrainian nationals were most often living off their own income or savings (74%), as well as off funds raised from other sources (15%). Less frequently were the refugees using money obtained from the Polish authorities (10%) and from their family living in Poland (10%).

Most of the respondents (58%) admitted that they were living modestly and had to be very economical on a daily basis. 28% of the surveyed refugees had an average standard of living; they were able to satisfy their daily needs but had to save for major purchases. 8% of the interviewees described their standard of living as good; they were able to go on without having to economise; 6% of the respondents replied that that were impoverished and did not have enough funds to satisfy their basic needs.

## What are your current sources of income? How are you making a living?

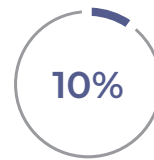
multiple choice question



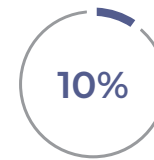
own income / savings



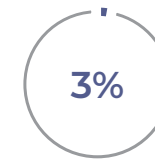
money from other sources



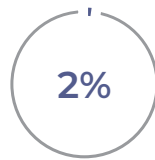
money from Polish authorities



money from family living in Poland



money from Poles



money from aid organisations

N~300 (all respondents)

## Which of the following statements best describes your current situation and the situation of the persons who came with you to Poland?

**The surveyed Ukrainian nationals were most often making a living thanks to:**

- 74% own income or savings
- 15% funds received from the Polish authorities





# Employment prospects

The largest group of the Ukrainian nationals surveyed in Katowice (33%) was not working but was looking for a job that did not necessarily match their qualifications and education. 22% of the respondents were not working and were not looking for a job; 20% were working for an employer from Ukraine or were running their business via the Internet. Data shows that only 10% of the respondents were working for an employer from Poland.

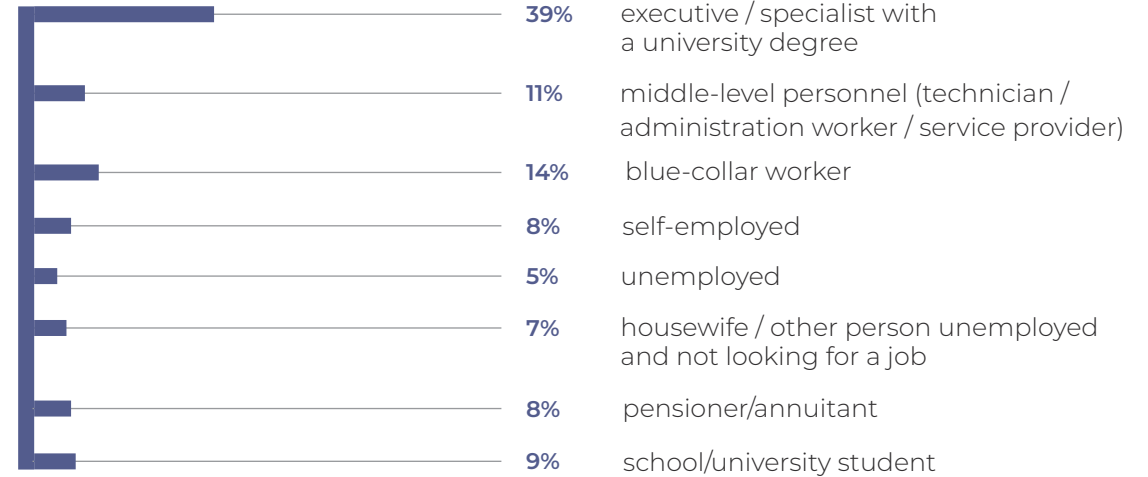
The largest share of the respondents said that they had worked as managers or educated specialists before leaving Ukraine (39%). 14% of the surveyed had been blue-collar workers in Ukraine. A somewhat smaller group (11%) admitted that they had worked as middle-level personnel (technicians, administration staff, service providers) before leaving the country.

# 39%

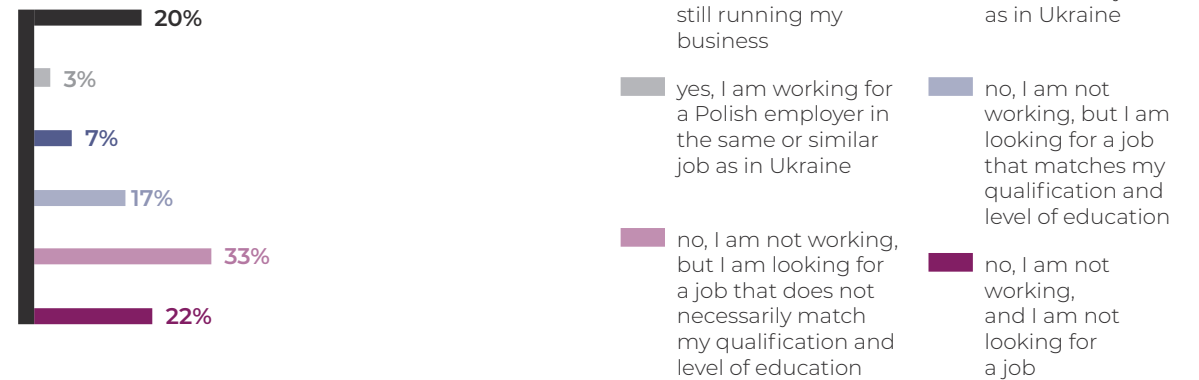
in April 2022, the largest professional group among the Ukrainian respondents in Katowice were blue-collar workers / specialists with a university degree

N~300 (all respondents)

## What was your employment situation before leaving Ukraine?



## Are you working currently?







# Use of childcare and education

In April, most of the Ukrainian children under the age of 7 under the respondents' care in Katowice (90%) were not attending any nurseries or kindergartens. 10% of the respondents with children of this age answered that the kids were attending nurseries or kindergartens for free; 1% admitted that they had put their children in paid pre-school institutions.

Speaking of younger children at school age (7-14), 44% of them were learning only in Ukrainian schools online, and 29% were not learning anywhere. As reported by 17% of the respondents, their younger children at school age were attending only Polish

schools. 11% of the respondents' children aged 7-14 were going to Polish schools while studying at Ukrainian schools via the Internet.

Almost half of the respondents (49%) admitted that their children aged 15-18 were studying only at Ukrainian schools online. Children of 38% of the respondents were not attending any school institution, and every tenth person (10%) said that their children were attending only Polish schools. In this age group, the lowest share was reported for learners who were enrolled both in Polish and Ukrainian schools (7%).

\* results for n < 60 should be interpreted cautiously

## Are your children under 7 attending nursery/kindergarten in Poland?

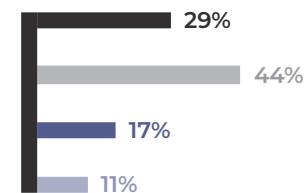


N=109 (parents/guardians of children under 7), multiple choice question

- no, they are not attending any nursery or kindergarten
- yes, they are attending nursery/kindergarten for free
- yes, they are attending nursery/kindergarten that we are paying for

## Are your children aged 7-14 going to school?

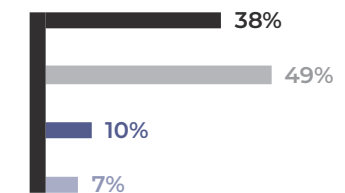
N=119 (parents/guardians of children aged 7-14), multiple choice question



- no, they are not attending Polish or Ukrainian school (online classes)
- no, they are attending only Ukrainian school (online classes)
- yes, they are attending Polish school
- yes, they are attending Polish school and Ukrainian school (online classes)

## Are your children aged 15-18 going to school?

N=59\* (parents/guardians of children aged 15-18), multiple choice question



- no, they are not attending Polish or Ukrainian school (online classes)
- no, they are attending only Ukrainian school (online classes)
- yes, they are attending Polish school
- yes, they are attending Polish school and Ukrainian school (online classes)



# Aiding Ukrainian Refugees

In the analysed period, the refugees receiving a PESEL number in Katowice pointed to free rail or bus transport transport as the most popular form of assistance (76%). 32% of them were receiving free foodstuffs. The survey also often benefited from free medical services or advice (22%), free clothes and footwear (17%), (as well as shelter at reception points (14%).

Seven out of ten of the surveyed (70%) declared that they had not received any help from private persons since their entry into Poland. 92% of the surveyed regarded aid and assistance that they had been receiving since their arrival in Poland as useful.



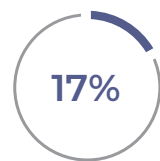
free rail / bus transport



free foodstuffs



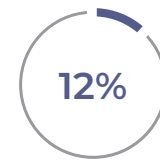
free medical services / advice



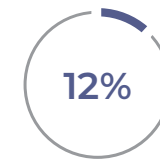
free clothing / footwear



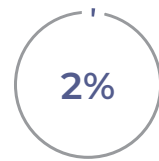
overnight stay at reception point



free transfer in a vehicle owned by private person



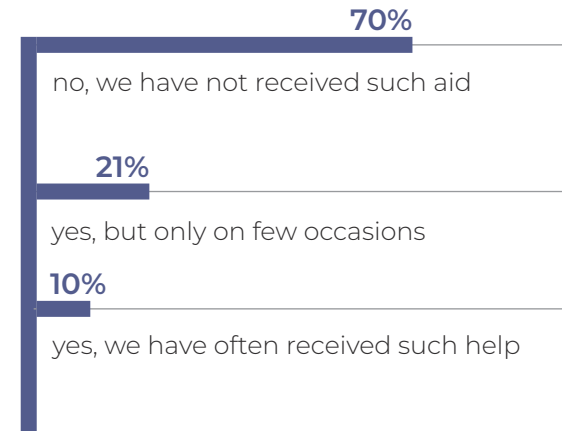
overnight stay at a collective assistance facility



free psychological counselling

### Since your arrival in Poland, have you or your family members received any kind of aid or assistance from private persons?

n=286

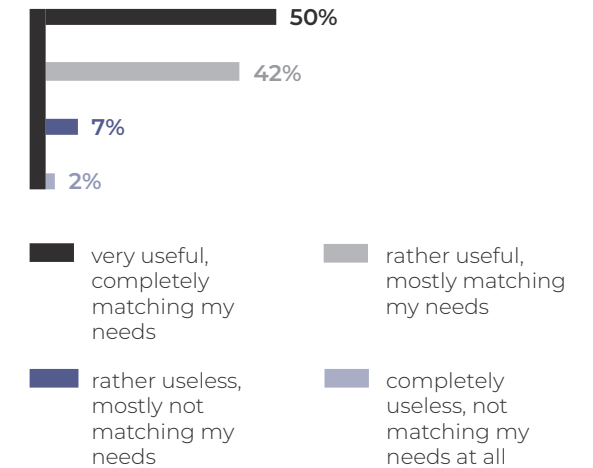


### What forms of assistance have you been using since your arrival in Poland?

N=212, multiple choice question

### How do you generally appraise assistance that you have been receiving since your arrival in Poland? To what extent has it been useful and has matched your needs?

n=244





# Sources of information about available assistance

More than half of the respondents (55%) used contacts with Ukrainian friends to learn about available assistance in their place of residence. The respondents often took advantage of social media in Ukrainian for this purpose (45%). Popular sources of information were also contacts with Polish friends (21%), Polish NGOs or volunteers (19%), and social media in Polish (10%).

Most of the respondents (71%) felt well informed about assistance that they could get in the current place of residence.

N~300 (all respondents)

# 55%

in April 2022, Ukrainian friends were the main source of information about where and how to obtain aid in Katowice



## Where do you mainly find out about assistance that you can obtain in the place where you are currently staying?

multiple choice question





# Refugees' main needs and concerns

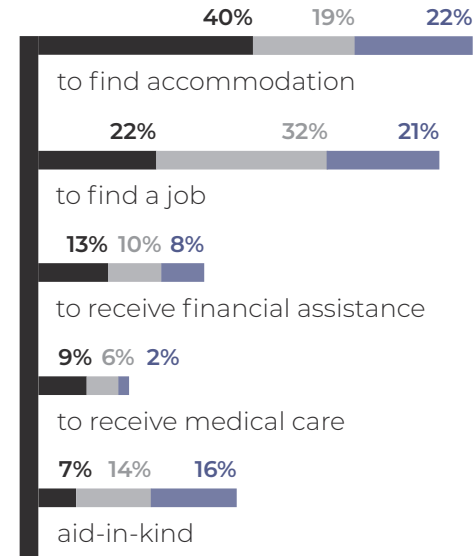
The surveyed refugees from Ukraine most often indicated support in finding accommodation as the most important form of assistance needed in their current situation in Poland (40%). Other important forms of assistance declared by the interviewees concerned finding a job (22%), financial support (13%), and medical care (9%). Finding a job was the second most sought-after form of help (32%). The third most frequent response was finding accommodation (22%) and finding a job (21%).

The refugees surveyed in Katowice were most concerned about their financial situation worsening (45%), as well as about illness or poor health status (43%). 37% of the respondents were afraid of being unable to find a job or losing their current job; 34% were uncertain about keeping their current domicile. 16% of the respondents were anxious about not speaking Polish.

- most important assistance n=173
- second most important assistance n=119
- third most important assistance n=71

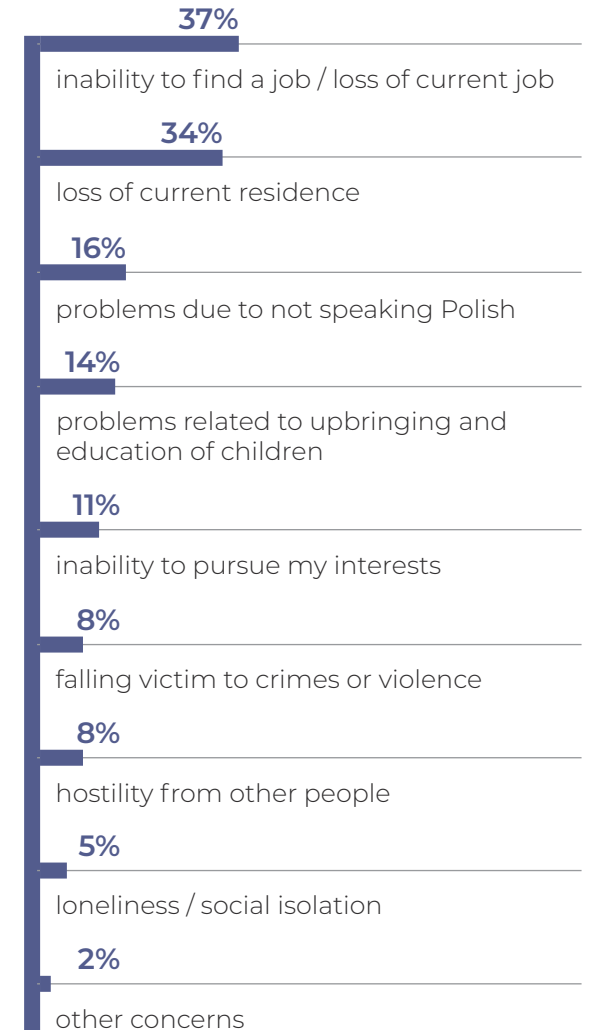
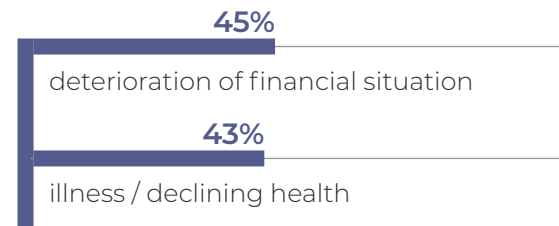
## What kind of help and support do you need most in your current situation in Poland?

main forms of assistance with min. 3% of answers



## What are your greatest concerns about living in Poland?

N=283, multiple choice question





# Relations with Poles

85% of the respondents applying for a PESEL number in Katowice said that they had not experienced Poles' resentment or lack of kindness. 14% of the refugees stressed that they had met with reluctance but infrequently. 1% of the surveyed said that they had often experienced negative reactions from Poles.

90% of the interviewees trusted unknown Poles, of which 20% definitely trusted and 70% rather trusted them.

At the end of April 2022,

# 85%

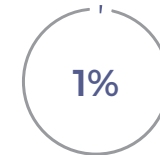
of the respondents did not report Poles' dislike

**Do you generally trust Polish strangers that you are meeting these days?**

90%

% of resp. **I TRUST THEM**  
(total responses for "I definitely trust" and "I rather trust")

**During your stay in Poland, have Poles shown dislike or lack of kindness to you or your relatives?**



yes, we have often experienced such reactions



yes, but only on few occasions



no, we have not actually experienced such reactions



# Future plans

52% of the refugees interviewed in April said that they were planning to return to Ukraine after the war; of this figure, 29% wanted to return immediately after the end of hostilities and 23% intended to do so after a few months. 18% of the respondents planned to stay in Poland for at least a year. The surveyed were generally unable to define their plans as to changing their place of stay in the near future (29%). However, those who had some plans said that they would like to stay in the city (22%).

At the end of April 2022,

# 29%

of the refugees planned to return to Ukraine immediately after the war

# 23%

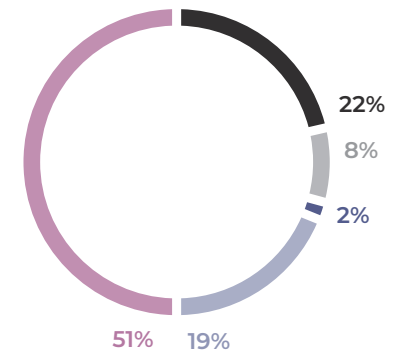
of the refugees intended to wait a few months


## After the cessation of hostilities in Ukraine, do you intend to...?



## Do you intend to move to another apartment/premises in the near future?

- yes, but within my current locality
- yes, to another town/city in Poland
- yes, to another country
- no, I do not intend to move to another apartment/premises
- hard to say





Results for UMP Cities  
**Kraków**



# Profile of refugees from Ukraine applying for a PESEL number in Kraków

The refugees from Ukraine who applied for a PESEL number in Kraków in April were mainly young women (89%), mostly up to 34 years of age (50%). Almost half of the surveyed were able to speak Polish at an elementary level (45%) and 39% did not

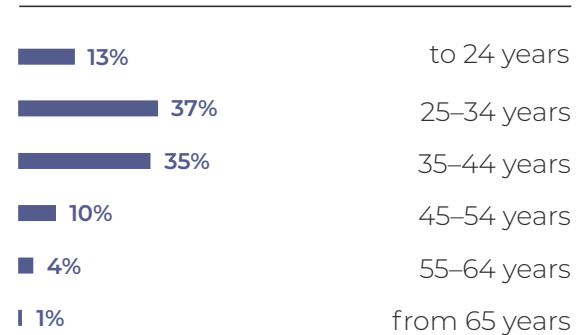
speak Polish at all. 13% of the surveyed said that they had intermediate knowledge of Polish, and 3% of the respondents spoke fluent Polish. The surveyed refugees most often had higher (62%), secondary (18%) and basic vocational (17%) education.

N~300 (all respondents)

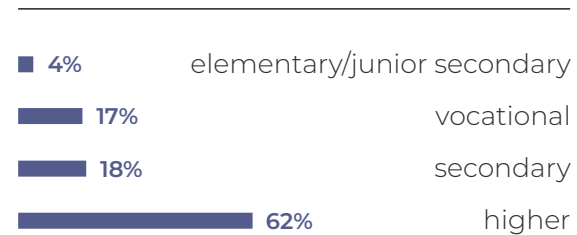
## Gender:



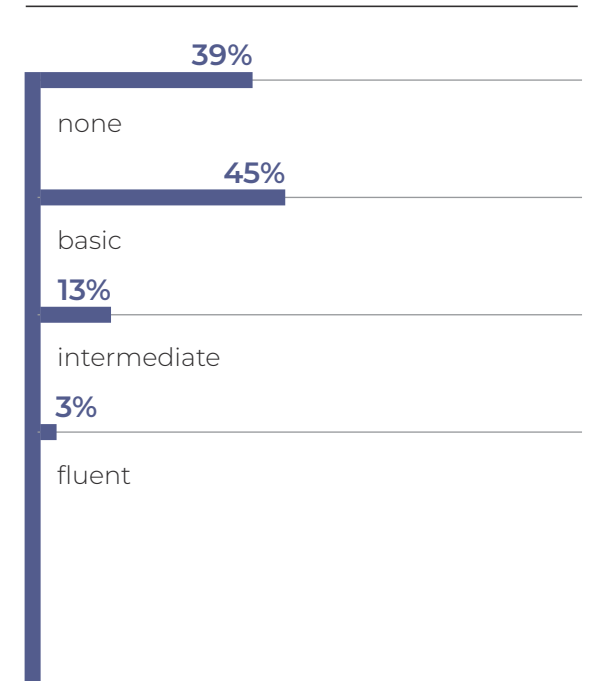
## Age:



## Education:



## Knowledge of the Polish language:







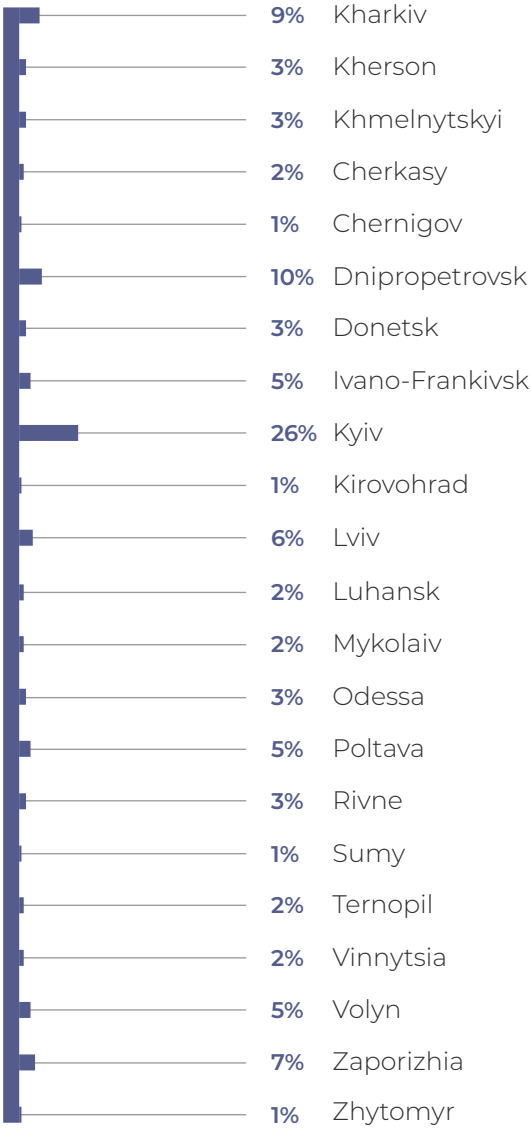
# Origin

The largest group with assigned PESEL numbers in Kraków came from the Kiev (10%), Dnipropetrovsk (10%), and Kharkiv (9%) regions.

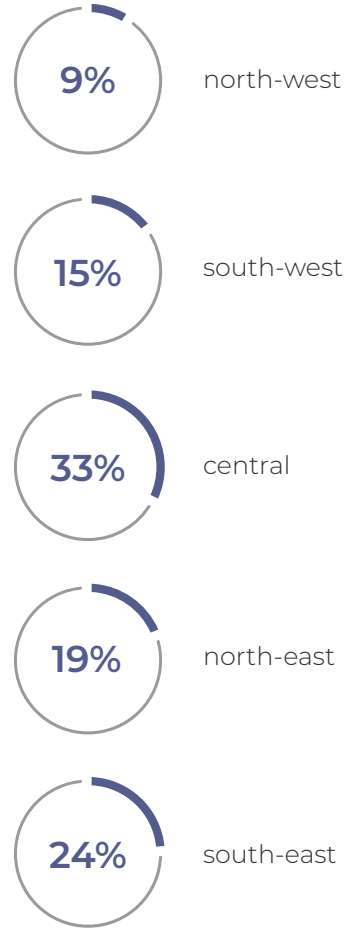
A region-by-region analysis of the results showed that the largest share of the newcomers came from the central (33%), north-east (24%) and south-east (19%) regions.



**Which Ukrainian region (oblast) did you live in permanently before coming to Poland?**



### Region of domicile in Ukraine:



N~300 (all respondents)



# Entry into Poland

The refugees from Ukraine applying for a PESEL number in Kraków most often came to Poland with their underage children (59%). Parents of children aged below 6 came with one child on average. The same trend was seen among parents of children aged 7–17. 15% of the surveyed came to Poland alone.

At the end of April, the largest group of the surveyed in Kraków were those who came to Poland between 1 and 15 March 2022. In total, 54% of the surveyed came to Poland before 1 March 2022.

# 59%

of the respondents came to Poland with minors

# 60%

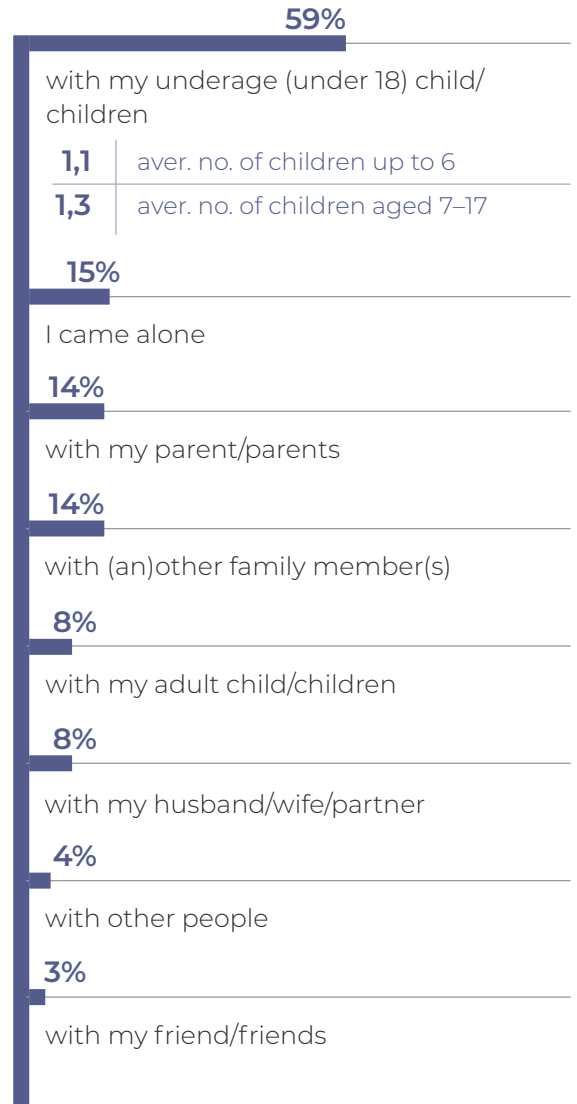
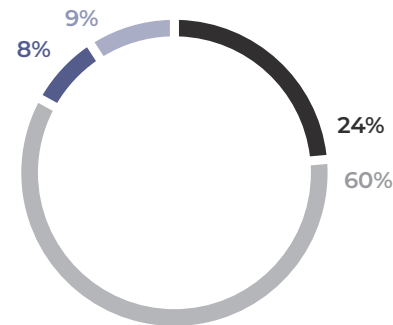
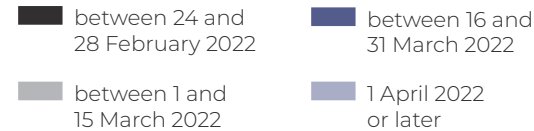
at the end of April 2022, among those applying for PESEL in Kraków, the largest group was the refugees who came to Poland in the first half of March

N~300 (all respondents)

## Who did you come to Poland with?

multiple choice question

## When did you come to Poland?





# Place of stay and housing situation

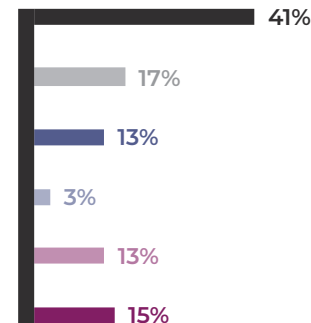
The surveyed refugees from Ukraine who received their PESEL number in Kraków in April were most often sheltered by Poles, private persons, in their own apartments (living with hosts – 24%). 71% of the Ukrainian nationals applying for PESEL in Kraków were living in the city.

Ukrainian friends helped 41% of the surveyed in Kraków to find accommodation before coming to Poland; 25% of the respondents took advantage of the help of Polish friends. 39% of the surveyed refugees declared that they were paying for rented premises.

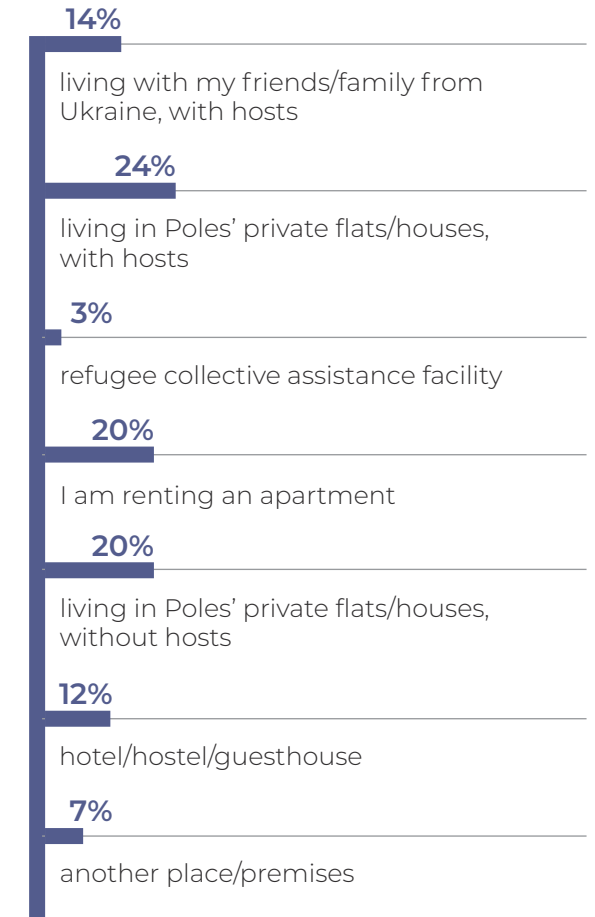


N~300 (all respondents)

## Did anyone help you find your current accommodation before your arrival in Poland?



## Where are you staying now?





# Financial standing

The surveyed Ukrainian nationals were most often living off their own income and savings (57%), as well as cash received from the Polish authorities (21%). Much less frequently (3%) did they accept cash offered by Poles.

Most of the respondents (63%) admitted that they were living modestly and had to be very economical on a daily basis. 25% of the surveyed refugees had an average standard of living; they were able to satisfy their daily needs but had to save for major purchases. 8% of the respondents said that they were impoverished and did not have enough funds to satisfy the basic needs. Only 5% of the surveyed described their standard of living as good and allowing them to go on without having to economise.

## What are your current sources of income? How are you making a living?

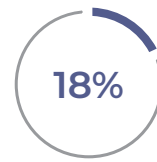
multiple choice question



own income / savings



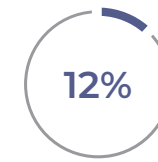
money from Polish authorities



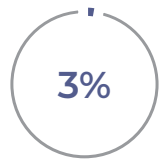
money from family living in Poland



money from aid organisations



money from other sources



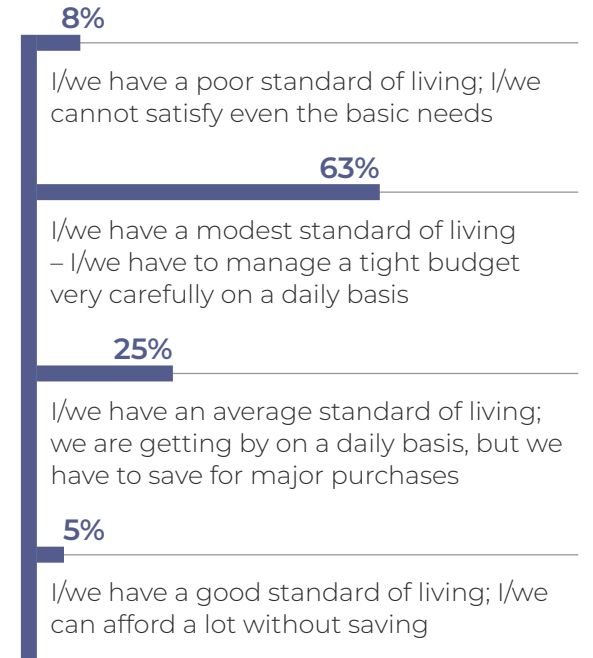
money from Poles

N~300 (all respondents)

## Which of the following statements best describes your current situation and the situation of the persons who came with you to Poland?

**The surveyed Ukrainian nationals were most often making a living thanks to:**

- 57% own income or savings
- 21% funds received from the Polish authorities





# Employment prospects

The Ukrainian nationals applying for a PESEL number in Kraków in April (37%) who were not working but were looking for a job, which was not necessarily matching their qualifications and education, was the largest group. 19% of the respondents were not working but looking for a job aligned with their qualifications and education; 15% were still working remotely for an employer from Ukraine or continued to run their business in Ukraine via the Internet. Data shows that only 21% of the respondents were working for an employer from Poland.

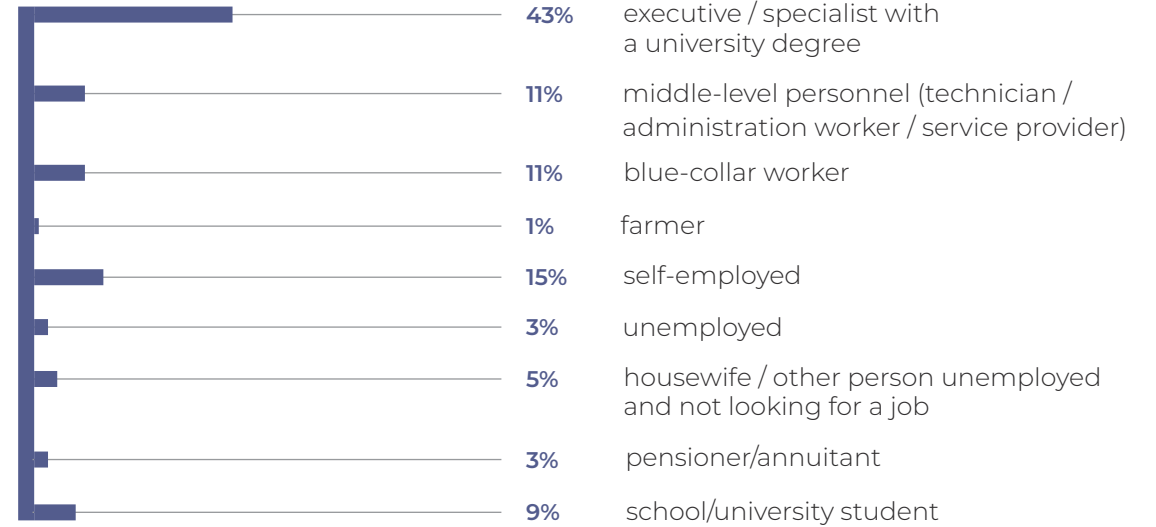
Before they left Ukraine, the highest share of the interviewees (43%) had worked as managers or specialist with a university degree; 15% of the respondents had been self-employed. A somewhat smaller group (11%) admitted that they had worked as blue-collar workers or middle-level personnel (technicians, administration staff, service providers) before leaving the country.

# 43%

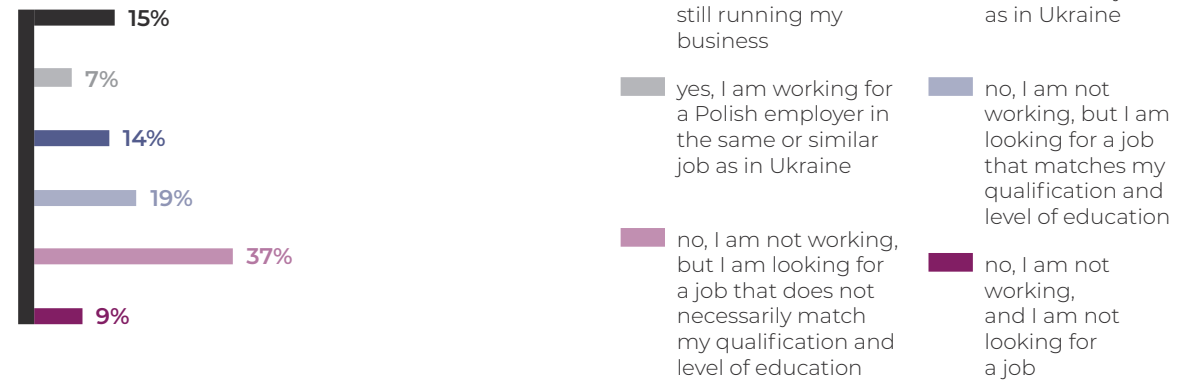
in April 2022, the largest professional group among the Ukrainian respondents in Kraków were managers / specialists with a university degree

N~300 (all respondents)

## What was your employment situation before leaving Ukraine?



## Are you working currently?





# Use of childcare and education

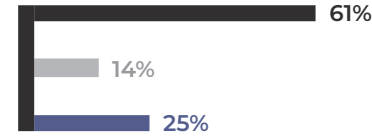
In April, most of the Ukrainian children under the age of 7 under the respondents' care in Kraków (61%) were not attending any nurseries or kindergartens. Every fourth of the respondents with children of this age answered that the kids were attending nurseries or kindergartens for free; 14% admitted that they had put their children in paid pre-school institutions.

As regards respondents' younger children at school age (7–14 years), 35% were learning at Polish schools while continuing their online classes in Ukraine. Not much less (32%) were studying online only in Ukrainian schools and 23% only in Polish schools.

As reported by 11% of the surveyed, their children at school age were not attending any Polish or Ukrainian school.

The situation was somewhat different for older children at school age (15–18). Almost half of the respondents (46%) admitted that their children aged 15–18 were studying only at Ukrainian schools online. Children of 15% of the respondents were not attending any school; 22% said that their children were learning at both Polish and Ukrainian schools (via the Internet). 16% of the respondents' children were attending only Polish schools.

## Are your children under 7 attending nursery/kindergarten in Poland?

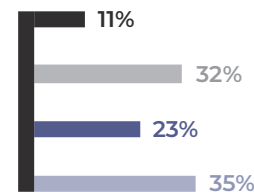


N=124 (parents/guardians of children under 7), multiple choice question

- no, they are not attending any nursery or kindergarten
- yes, they are attending nursery/kindergarten for free
- yes, they are attending nursery/kindergarten that we are paying for

## Are your children aged 7–14 going to school?

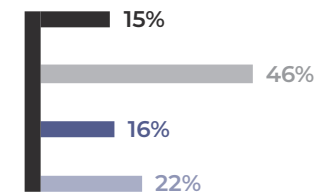
N=148 (parents/guardians of children aged 7–14), multiple choice question



- no, they are not attending Polish or Ukrainian school (online classes)
- no, they are attending only Ukrainian school (online classes)
- yes, they are attending Polish school
- yes, they are attending Polish school and Ukrainian school (online classes)

## Are your children aged 15–18 going to school?

N=89 (parents/guardians of children aged 15–18), multiple choice question



- no, they are not attending Polish or Ukrainian school (online classes)
- no, they are attending only Ukrainian school (online classes)
- yes, they are attending Polish school
- yes, they are attending Polish school and Ukrainian school (online classes)



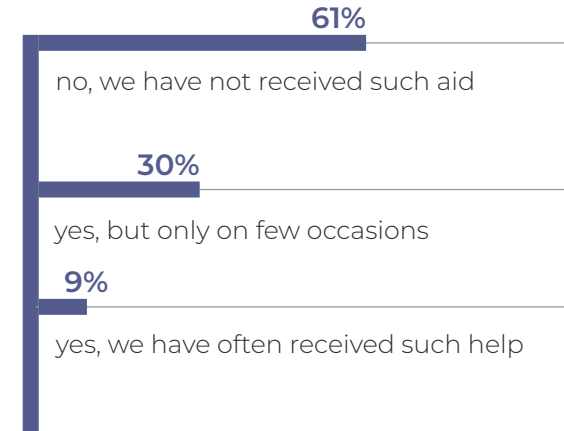
# Aiding Ukrainian Refugees

Kraków-based refugees receiving a PESEL number most often admitted using free rail or bus transport (78%). Other popular but less exploited forms of assistance were free foodstuffs (38%), clothing and footwear (31%), and medical services or advice (22%).

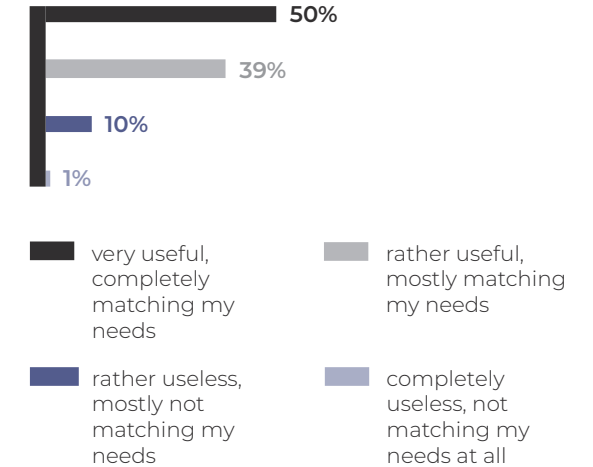
Almost 40% of the surveyed refugees declared that since their arrival in Poland,

they had been benefiting from various types of assistance provided by private persons; 30% of them said that such situations had only been few. Three out of five respondents (61%) replied that they had not received any help since their entry into Poland. 89% of the surveyed regarded aid and assistance that they had been receiving since their arrival in Poland as useful.

### Since your arrival in Poland, have you or your family members received any kind of aid or assistance from private persons?



### How do you generally appraise assistance that you have been receiving since your arrival in Poland? To what extent has it been useful and has matched your needs?



### What forms of assistance have you been using since your arrival in Poland?

multiple choice question



free rail / bus transport



free foodstuffs



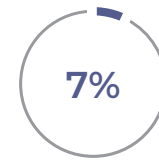
free clothing / footwear



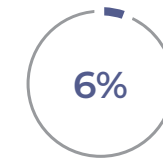
free medical services / advice



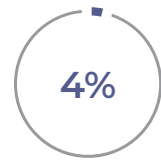
free transfer in a vehicle owned by private person



overnight stay at reception point



overnight stay at a collective assistance facility



free psychological counselling



# Sources of information about available assistance

60% of the respondents were accessing social media in the Ukrainian language to obtain information about available aid and assistance in the place of stay. The respondents were often relying on contacts with their Ukrainian friends (34%). Social media in Polish were also indicated as popular sources of information (28%), followed by contacts with Polish friends (20%) and Polish NGOs (10%).


The great majority of the respondents (80%) felt well informed about aid that they could obtain in the place of residence.

# 60%

in April 2022, social media in the Ukrainian language were the main source of information about where and how to obtain aid in Kraków

N~300 (all respondents)

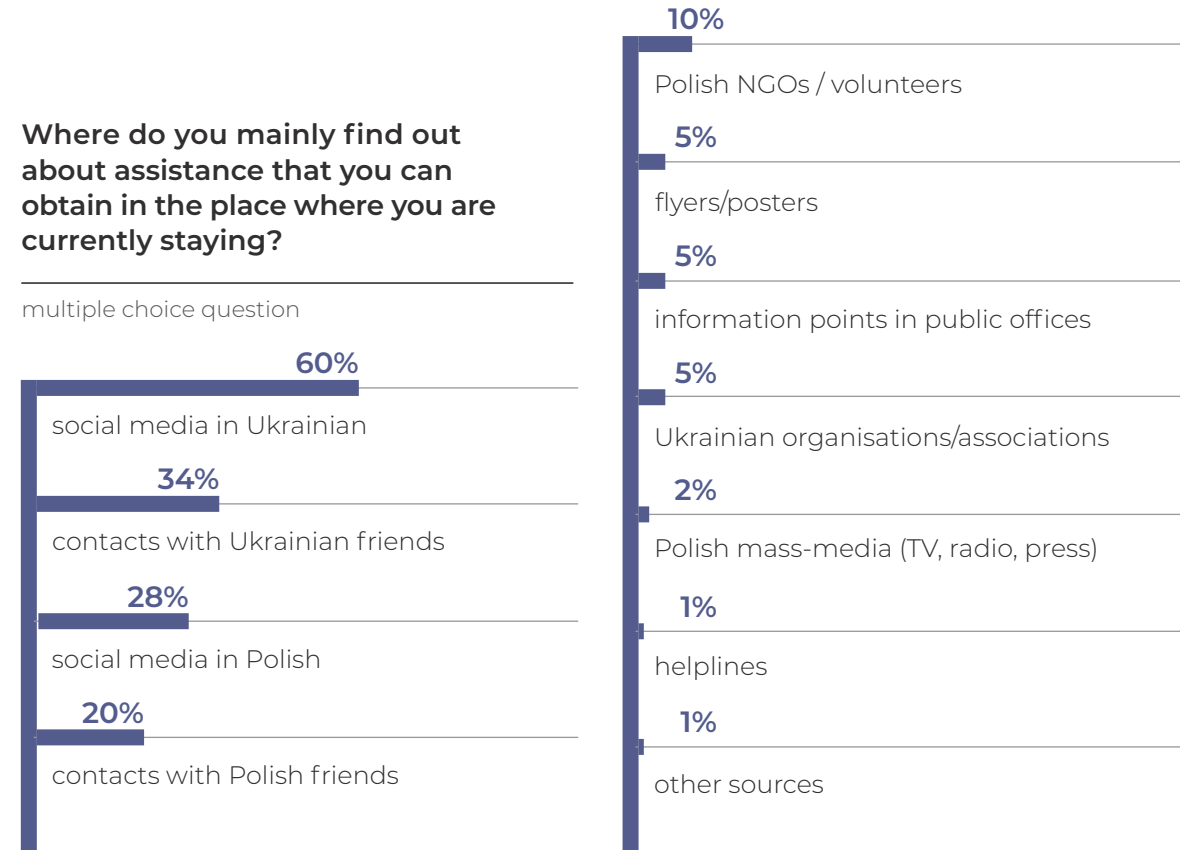
Do you feel well informed about aid and assistance opportunities that you can access in the city where you are currently staying?



**% of resp. YES**  
(total for "definitely yes" and "rather yes")

Where do you mainly find out about assistance that you can obtain in the place where you are currently staying?

multiple choice question



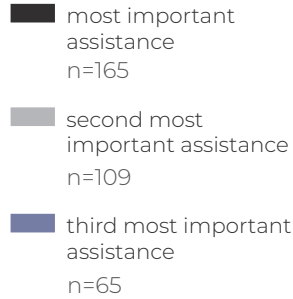




# Refugees' main needs and concerns

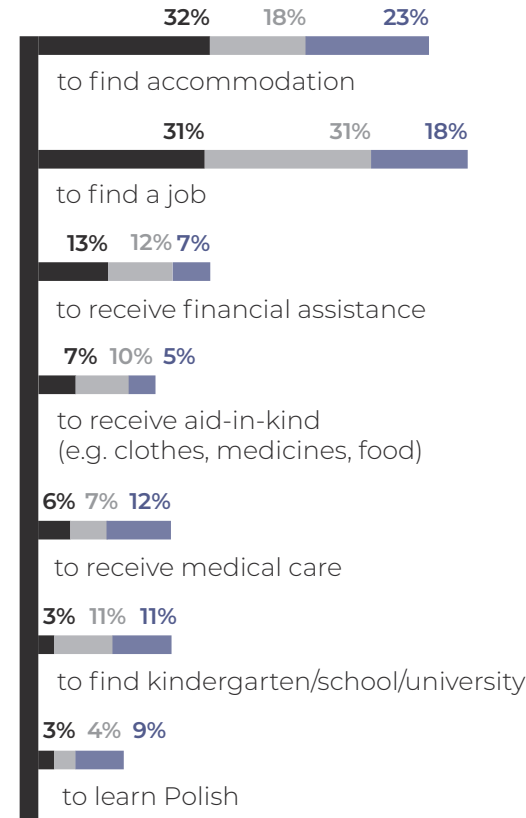
The surveyed refugees from Ukraine most often indicated support in finding accommodation as the most important form of assistance needed in their current situation in Poland (32%). Some other important forms of assistance were also finding a job (31%), financial support (13%) and aid-in-kind (7%). Finding a job was the second most sought-after form of help (31%).

Kraków-based refugees were most afraid of illness or poor health status (55%). Almost as often, the respondents were anxious about the risk of worsening financial situation (53%). 36% feared problems with finding a job and losing their current accommodation (35%).



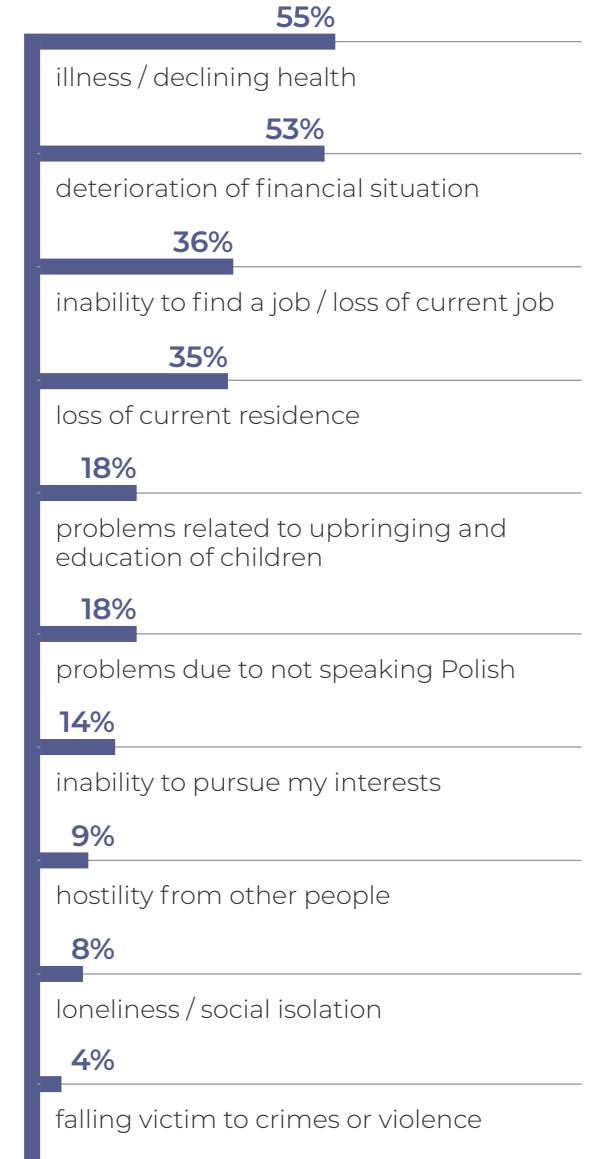
## What kind of help and support do you need most in your current situation in Poland?

main forms of assistance with min. 3% of answers



## What are your greatest concerns about living in Poland?

N=300, multiple choice question





# Relations with Poles

21% of the new PESEL holders in Kraków admitted that they had experienced dislike or unkind attitudes while among Poles but infrequently. 79% of the surveyed did not experience such situations.

89% of the respondents trusted unknown Poles; 12% of this figure definitely trusted and 76% rather trusted them.

At the end of April 2022,

# 79%

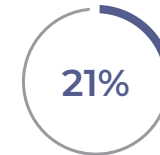
of the respondents did not report Poles' dislike

### Do you generally trust Polish strangers that you are meeting these days?

89%

% of resp. **I TRUST THEM**  
(total responses for "I definitely trust" and "I rather trust")

### During your stay in Poland, have Poles shown dislike or lack of kindness to you or your relatives?



yes, but only on few occasions



no, we have not actually experienced such reactions



# Future plans

59% of the refugees interviewed in April said that they were planning to return to Ukraine after the war; of this figure, 38% wanted to return immediately after the end of hostilities and 21% intended to do so after a few months. 16% of the respondents planned to stay in Poland for at least a year. The smallest share of the new PESEL holders in Kraków (1%) planned to leave for another country. The surveyed were generally unable to define their plans as to changing their place of stay in the near future (45%). However, those who had some plans said that they would like to stay in the city (27%).

At the end of April 2022,

# 38%

of the refugees planned to return to Ukraine immediately after the war

# 21%

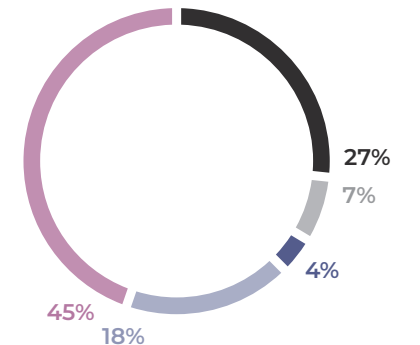
of the refugees intended to wait a few months


## After the cessation of hostilities in Ukraine, do you intend to...?



## Do you intend to move to another apartment/premises in the near future?

- yes, but within my current locality
- yes, to another town/city in Poland
- yes, to another country
- no, I do not intend to move to another apartment/premises
- hard to say





## Results for UMP Cities Lublin



# Profile of refugees from Ukraine applying for a PESEL number in Lublin

The refugees from Ukraine who applied for a PESEL number in Lublin in April were mainly women (90%). Nearly six out of ten (58%) were aged between 25 and 44. 54% of the respondents did not speak Polish at all, and 30% had a basic knowledge of the host country's language. 11% of the respondents

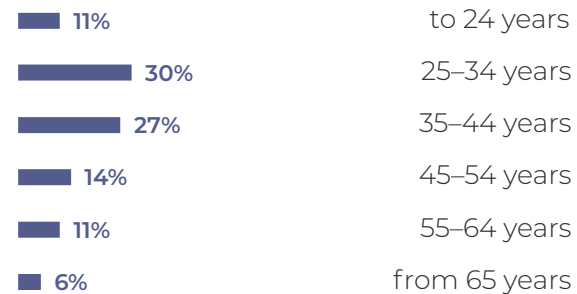
had an intermediate level of Polish and 5% were fluent. Most of the refugees surveyed in Lublin (58%) had higher education and 26% secondary education. 13% of the respondents completed basic vocational education, and 3% had primary or junior secondary education.

N~218 (all respondents)

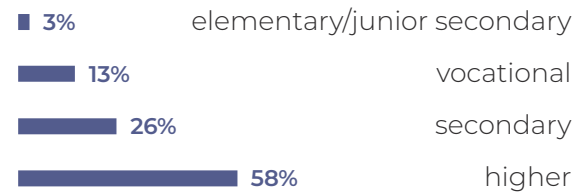
## Gender:



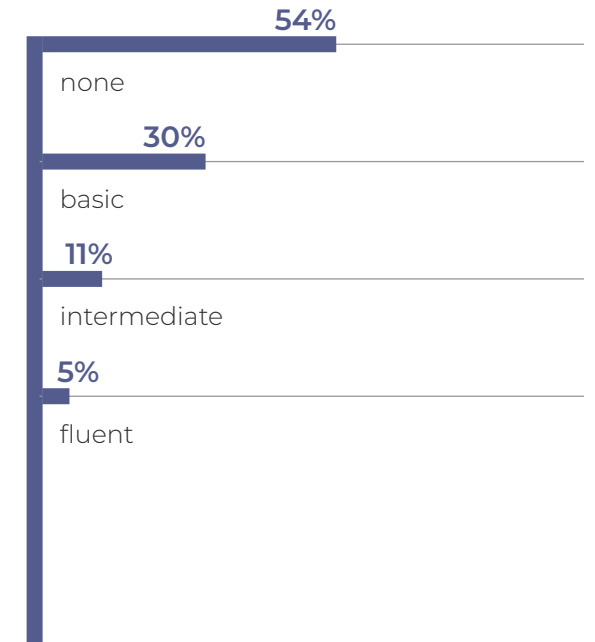
## Age:



## Education:



## Knowledge of the Polish language:





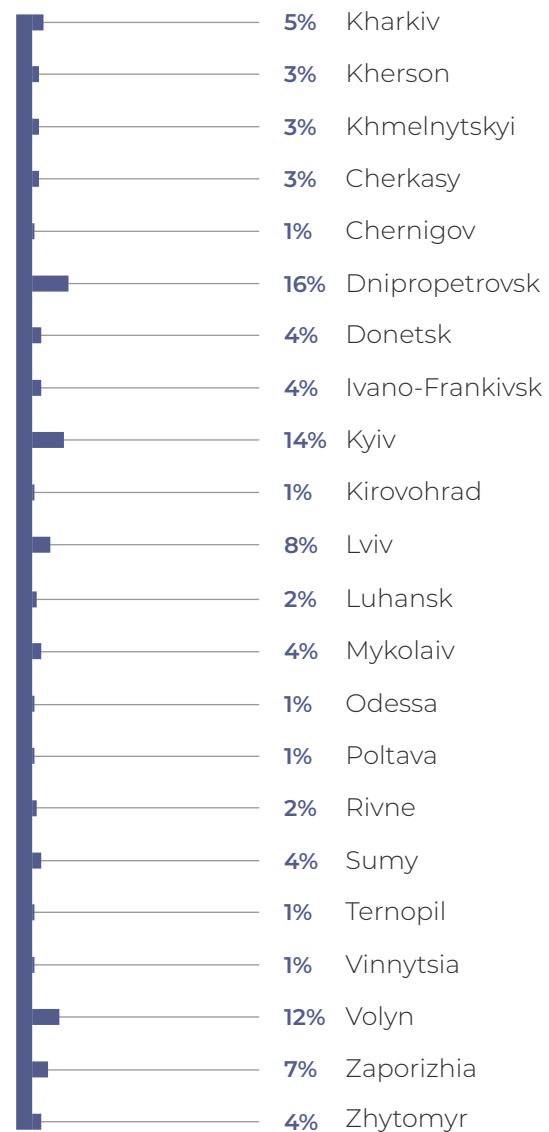
# Origin

The largest group with assigned PESEL numbers in Lublin came from the Dnipropetrovsk (16%), Kyiv (14%) and Volyn (12%) regions.

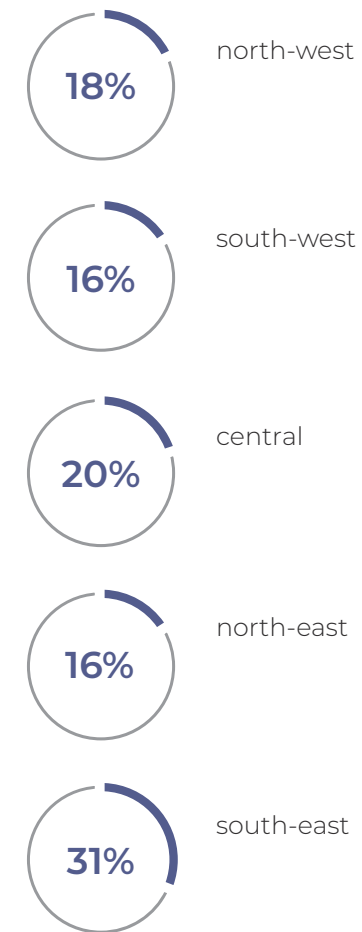
A region-by-region analysis of the results showed that the largest share of the newcomers came from the south-east (31%) and central (20%) regions. The third largest group came from the north-west (18%).



**Which Ukrainian region (oblast) did you live in permanently before coming to Poland?**



**Region of domicile in Ukraine:**





# Entry into Poland

The refugees from Ukraine applying for a PESEL number in Lublin most often came to Poland with their minor children (50%). Parents of children up to 6 years old usually came with one child of this age, while parents of children aged 7–17 came with two children (on average). 23% of the surveyed came to Poland alone.

Most of the Ukrainian nationals surveyed in Lublin at the end of April (61%) came to Poland with the first wave of migrants, i.e. before 15 March 2022. The largest group (41%) came to Poland between 1 and 15 March.

# 50%

of the respondents came to Poland with minors

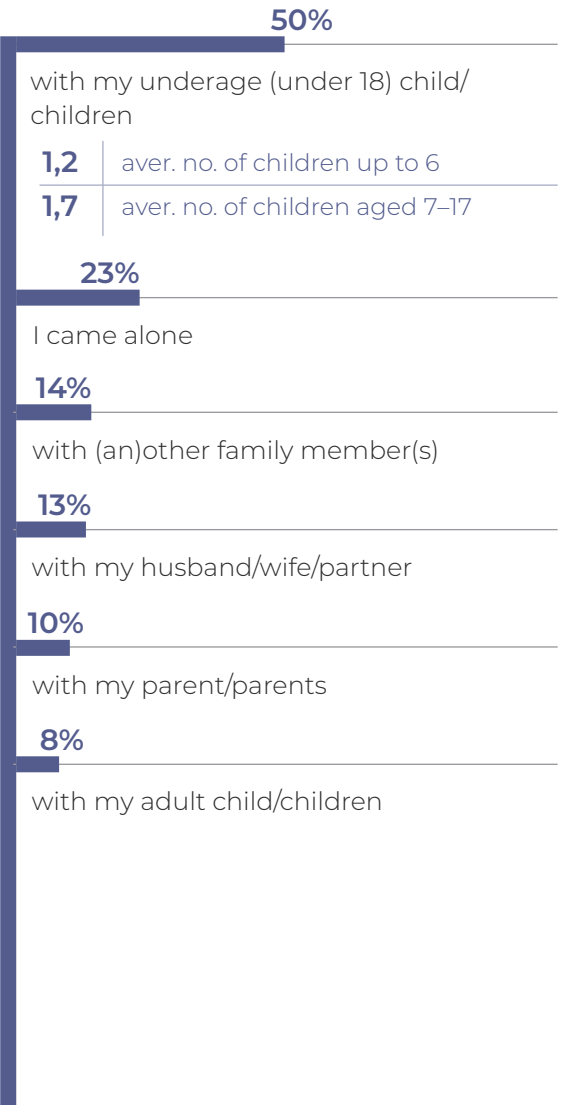
# 41%

at the end of April 2022, among those applying for PESEL in Lublin, the largest group was the refugees who came to Poland in the first half of March

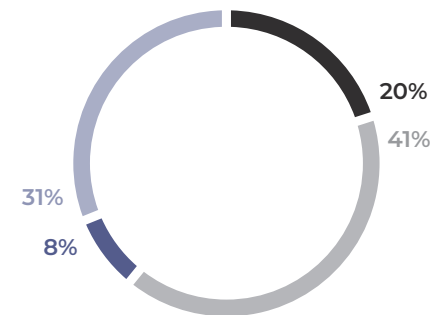
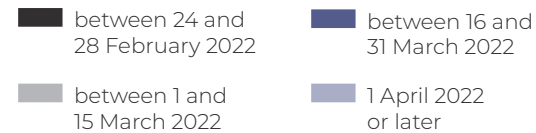
N~218 (all respondents)

## Who did you come to Poland with?

multiple choice question



## When did you come to Poland?





# Place of stay and housing situation

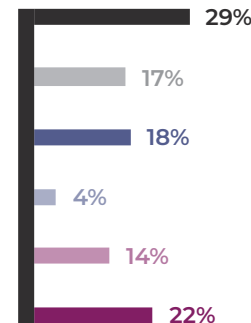
In April 2022, the housing situation of Lublin-based refugees varied. Those who were applying for PESEL at that time were most often staying in Poles' private premises, without hosts (22%). 19% were being hosted in their friends' or Ukrainian family's apartments; the same number of the surveyed managed to rent independent accommodation. In contrast, 17% were living with Poles in their homes. All the surveyed Ukrainian nationals who applied for PESEL in Lublin were also residing in the city.

In the case of 29% of Lublin-based Ukrainian refugees, their Ukrainian friends living in Poland helped them find accommodation before they even left Ukraine; 22% of the surveyed managed to find accommodation without anybody's help. 38% of the surveyed refugees from Ukraine declared that they were paying a fee for premises in which they were accommodated.

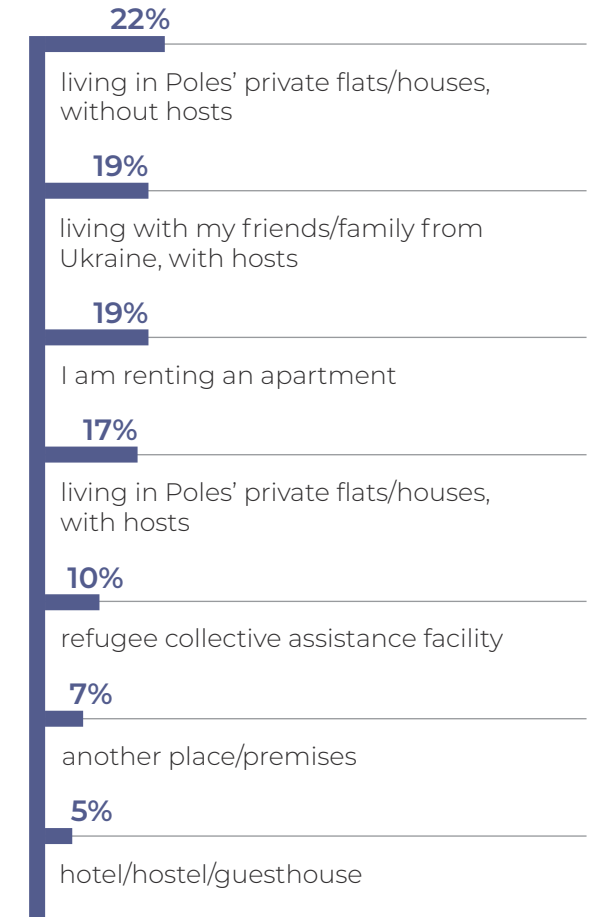


N~218 (all respondents)

## Did anyone help you find your current accommodation before your arrival in Poland?



## Where are you staying now?







# Financial standing

Most of the surveyed Ukrainian nationals (69%) were living off their own income and savings. Much less frequently were they seeking ways to obtain funds from their Poland-based family (16%), the Polish authorities (14%) or other sources (8%).

Most of the respondents (57%) admitted that they were living modestly and had to be very economical on a daily basis. 30% of the surveyed refugees had an average standard of living; they were able to satisfy their daily needs but had to save for major purchases. 6% of the respondents said that they were impoverished and did not have enough funds to satisfy the basic needs. 7% of the surveyed described their standard of living as good and allowing them to go on without having to economise.

## What are your current sources of income? How are you making a living?

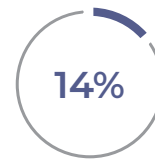
multiple choice question



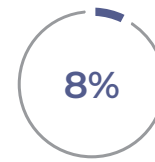
own income / savings



money from family living in Poland



money from Polish authorities



money from other sources

## Which of the following statements best describes your current situation and the situation of the persons who came with you to Poland?

**The surveyed Ukrainian nationals were most often making a living thanks to:**

69%	own income or savings
16%	funds received from the Polish authorities

6%

I/we have a poor standard of living; I/we cannot satisfy even the basic needs

57%

I/we have a modest standard of living – I/we have to manage a tight budget very carefully on a daily basis

30%

I/we have an average standard of living; we are getting by on a daily basis, but we have to save for major purchases

7%

I/we have a good standard of living; I/we can afford a lot without saving



# Employment prospects

The Ukrainian nationals applying for a PESEL number in Lublin in April (38%) who were not working but were looking for a job, which did not necessarily match their qualifications or education, accounted for the largest group. 19% of the respondents were unemployed, but they were looking for a job that would match their education and qualifications; 18% were not working at all and were not looking for a job. In total, 11% of the respondents were working for Polish employers.

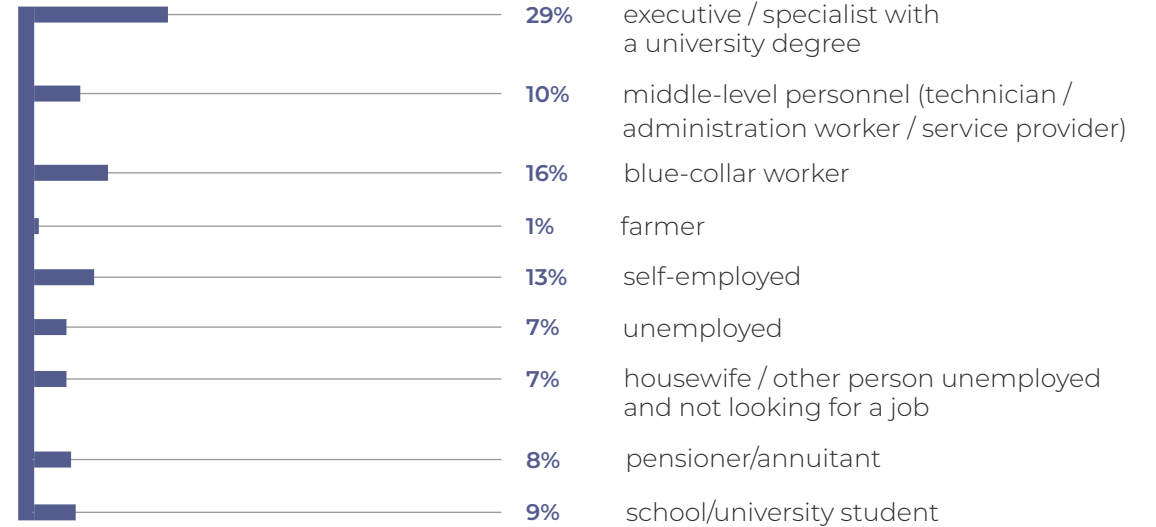
Back in Ukraine, the highest share of the respondents (29%) had worked as managers or specialists with a degree. Somewhat fewer had worked as blue-collar workers (16%) and middle-level personnel (technicians, administration staff, service providers) – 10%. 13% of the respondents had been self-employed in Ukraine before they came to Poland.

# 29%

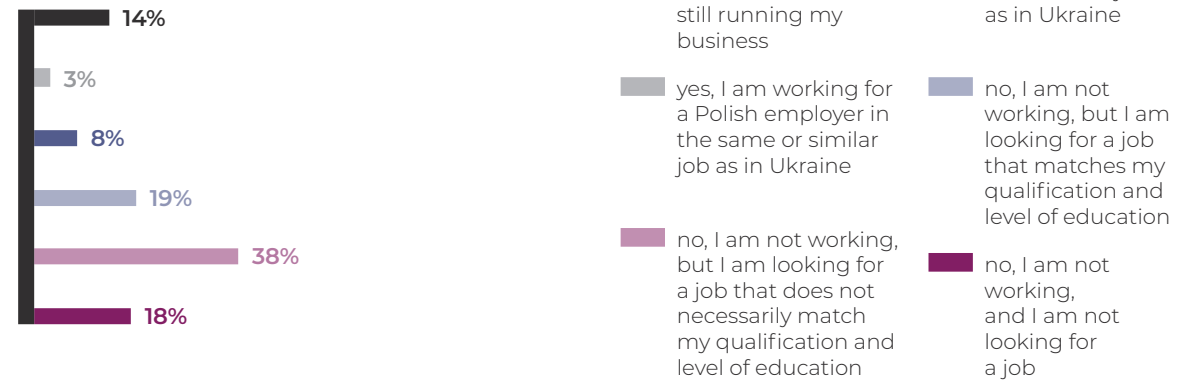
in April 2022, the largest professional group among the Ukrainian respondents in Lublin were managers / specialists with a university degree

N~218 (all respondents)

## What was your employment situation before leaving Ukraine?



## Are you working currently?





# Use of childcare and education

In April, most of the Ukrainian children under the age of 7 under the respondents' care in Lublin (73%) were not attending any nurseries or kindergartens. 16% of the respondents having children at this age answered that the kids were attending nurseries or kindergartens for free. A similar share of the respondents (12%) admitted that they had sent their children to paid pre-schools institutions.

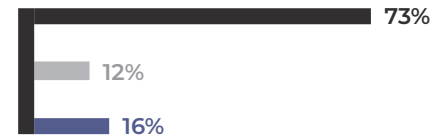
Speaking of younger children at school age (7-14), 44% of them were learning only in Ukrainian schools remotely. One fifth (21%) were attending Polish schools and were learning at Ukrainian schools

at the same time (via the Internet). 19% of the respondents' younger children were going only to Polish schools; 16% of the respondents declared that their children were not enrolled in either Polish or Ukrainian classes.

The situation was slightly different among older children at school age (15-18). Four out of ten respondents (39%) answered that their children were learning only at Ukrainian schools via the Internet, while almost one third (31%) did not start education in any school. 19% of the children were going to both Polish and Ukrainian schools and 11% only to Polish schools.

## Are your children under 7 attending nursery/kindergarten in Poland?

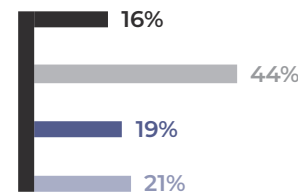
N=85 (parents/guardians of children under 7), multiple choice question



- no, they are not attending any nursery or kindergarten
- yes, they are attending nursery/kindergarten for free
- yes, they are attending nursery/kindergarten that we are paying for

## Are your children aged 7-14 going to school?

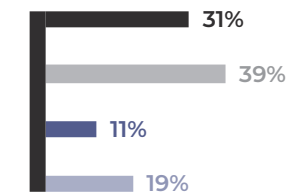
N=96 (parents/guardians of children aged 7-14), multiple choice question



- no, they are not attending Polish or Ukrainian school (online classes)
- no, they are attending only Ukrainian school (online classes)
- yes, they are attending Polish school
- yes, they are attending Polish school and Ukrainian school (online classes)

## Are your children aged 15-18 going to school?

N=41\* (parents/guardians of children aged 15-18), multiple choice question



- no, they are not attending Polish or Ukrainian school (online classes)
- no, they are attending only Ukrainian school (online classes)
- yes, they are attending Polish school
- yes, they are attending Polish school and Ukrainian school (online classes)

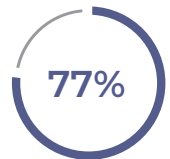
\* results for n < 60 should be interpreted cautiously



# Aiding Ukrainian Refugees

Lublin-based refugees receiving a PESEL number most often admitted using free rail or bus transport (77%). 33% of the surveyed accepted free foodstuffs, 24% aid-in-kind (clothing or footwear) and 21% free medical advice. A much smaller share of the interviewees took advantage of accommodation at a reception point (9%) and a collective assistance facility (8%), as well as free transfer in private owners' vehicles (6%).

61% declared that they had not received any help from private persons since their entry into Poland. According to 23% of the surveyed, such assistance had been offered but rarely. The vast majority of the respondents (95%) had a good opinion about provided aid; 36% believed that it was very useful and corresponding to their needs.



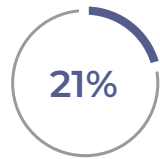
free rail / bus transport



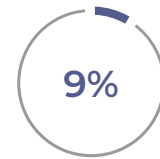
free foodstuffs



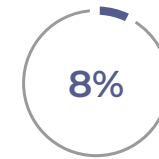
free clothing / footwear



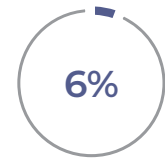
free medical services / advice



overnight stay at reception point



overnight stay at a collective assistance facility



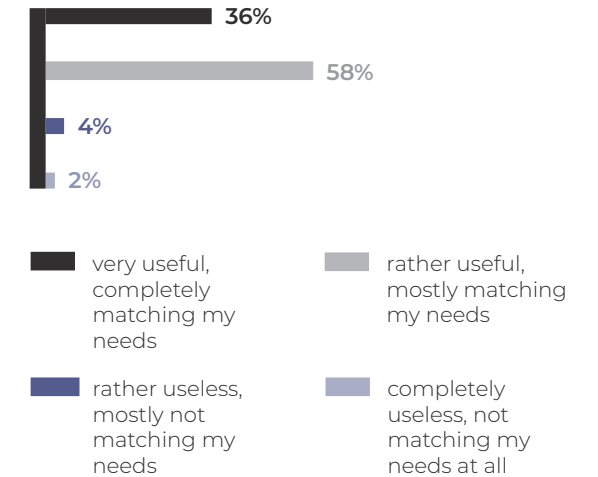
free transfer in a vehicle owned by private person

N~218 (all respondents)

### Since your arrival in Poland, have you or your family members received any kind of aid or assistance from private persons?



### How do you generally appraise assistance that you have been receiving since your arrival in Poland? To what extent has it been useful and has matched your needs?



### What forms of assistance have you been using since your arrival in Poland?

multiple choice question



# Sources of information about available assistance

More than half of the respondents (57%) used contacts with Ukrainian friends to learn about available assistance in their place of residence. Other useful sources of information were also social media in Ukrainian (46%) and contacts with Polish friends (32%). 23% of the respondents were sourcing information from volunteers and NGOs. 12% of them visited public offices, and every tenth (10%) browsed social media in Polish.

Nearly eight out of ten respondents (79%) felt well informed about aid that they could obtain in the current place of residence.

N~218 (all respondents)

## 57%

in April 2022, Ukrainian friends were the main source of information about where and how to obtain aid in Lublin



## Where do you mainly find out about assistance that you can obtain in the place where you are currently staying?

multiple choice question





# Refugees' main needs and concerns

The surveyed refugees from Ukraine most often indicated support in finding a job as the most important form of assistance needed in their current situation in Poland (29%). Support in finding accommodation also proved important (26%), followed by aid-in-kind, such as clothing, medicines or food (15%) and financial support (11%). Helping out with finding a job was reported as second most important need in the current life situation (27%). The list also included financial support (18%) and assistance in finding shelter (17%). Aid-

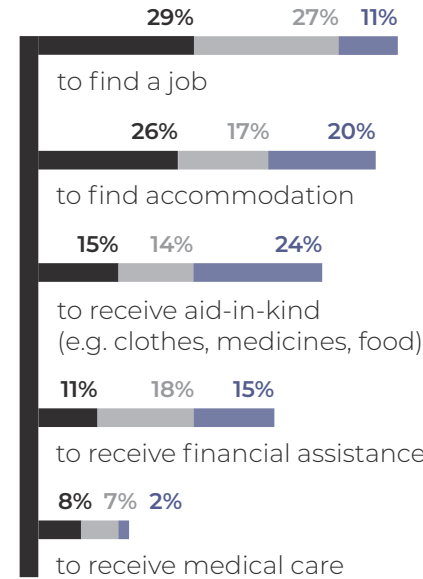
-in-kind (clothing, medicines, food) was indicated as the third most sought-after assistance (24%).

More than half of the surveyed (54%) feared illness or deterioration of their health status the most. The worsening financial situation (47%) was also a frequent concern. The surveyed were also anxious about losing their current shelter (36%), being unable to find a job or losing their current source of income (34%).

- most important assistance n=165
- second most important assistance n=118
- third most important assistance n=70

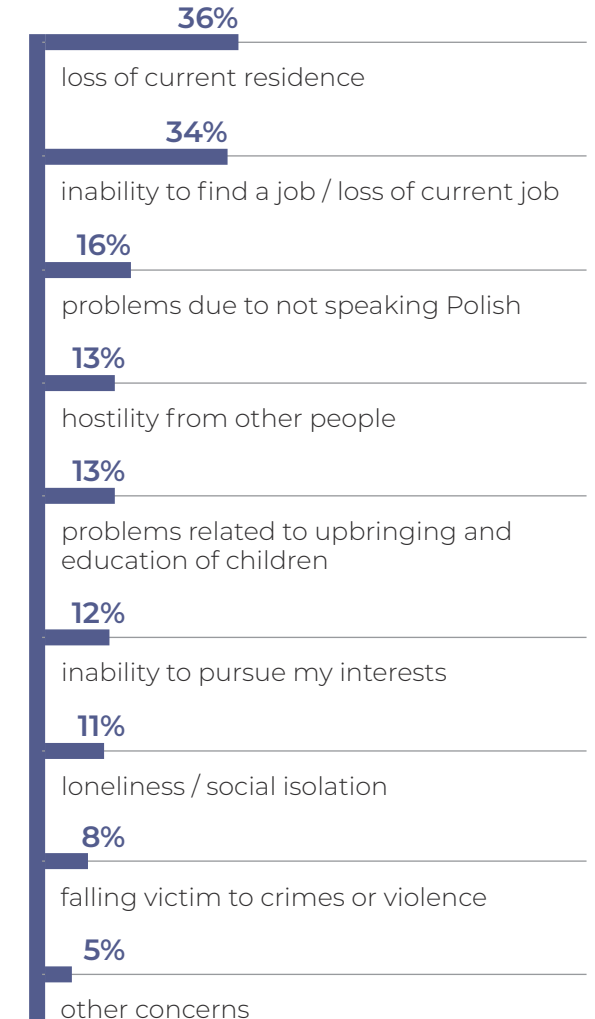
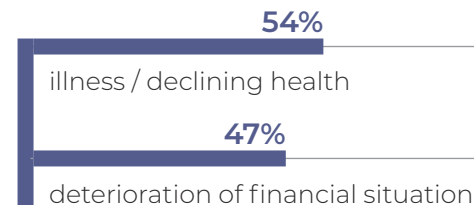
## What kind of help and support do you need most in your current situation in Poland?

main forms of assistance with min. 3% of answers



## What are your greatest concerns about living in Poland?

N=210, multiple choice question





# Relations with Poles

The vast majority of the new PESEL holders in Lublin (82%) did not report any dislike or unkind reactions of Poles. 17% of the surveyed admitted that such situations had taken place but incidentally.

92% of the respondents trusted unknown Poles; 18% of this figure definitely trusted and 74% rather trusted them.

At the end of April 2022,

# 82%

of the respondents did not report Poles' dislike

### Do you generally trust Polish strangers that you are meeting these days?

92%

% of resp. **I TRUST THEM**  
(total responses for "I definitely trust" and "I rather trust")

### During your stay in Poland, have Poles shown dislike or lack of kindness to you or your relatives?





# Future plans

61% of the refugees surveyed in Lublin in April intended to return to Ukraine after the end of hostilities; 41% planned their return immediately after the war and 20% a few months later. 24% were not yet certain about their future. 14% of the interviewees were going to stay in Poland for at least a year, while 1% considered moving to another country. The surveyed were generally unable to define their plans as to changing their place of stay in the near future (47%). 25% of the respondents intended to change their place of residence but stay in the same city, and 23% planned to keep their current accommodation (23%).

At the end of April 2022,

# 41%

of the refugees planned to return to Ukraine immediately after the war

# 20%

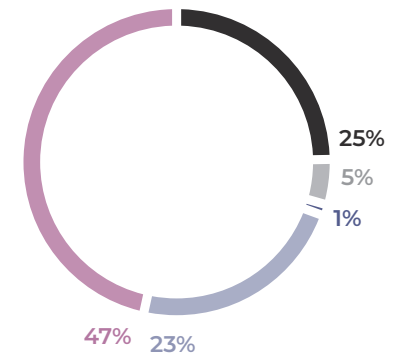
of the refugees intended to wait a few months

## After the cessation of hostilities in Ukraine, do you intend to...?




## Do you intend to move to another apartment/premises in the near future?

- yes, but within my current locality
- yes, to another town/city in Poland
- yes, to another country
- no, I do not intend to move to another apartment/premises
- hard to say







Results for UMP Cities  
Łódź



# Profile of refugees from Ukraine applying for a PESEL number in Łódź

The refugees from Ukraine who applied for a PESEL number in Łódź in April were mainly women (91%), mostly aged below 44 (70%). As many as 72% of the respondents did not speak Polish at all, and only 18% spoke the language at an elementary level.

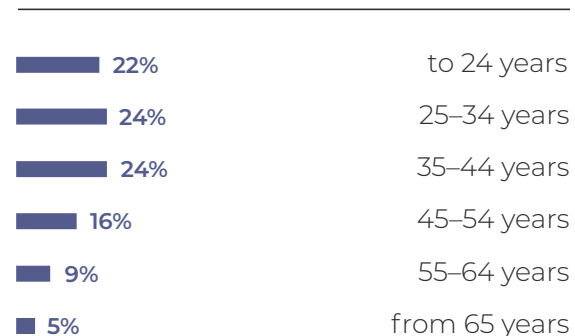
8% of the respondents admitted that they had an intermediate knowledge of Polish; 2% spoke Polish fluently. The surveyed refugees most often reported having secondary (46%) and higher education (40%).

N~250 (all respondents)

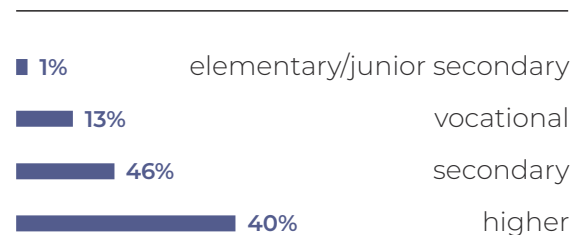
## Gender:



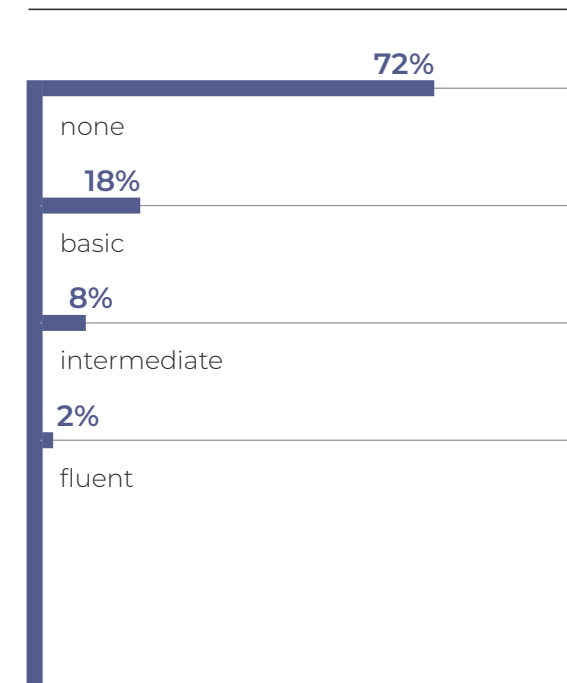
## Age:



## Education:



## Knowledge of the Polish language:





## Origin

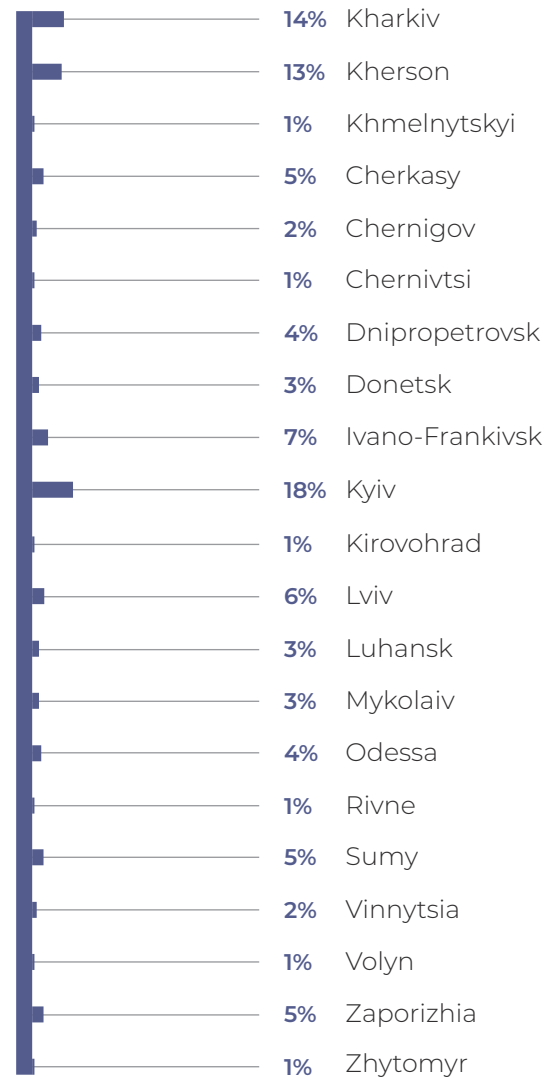
The largest group assigned PESEL numbers in Łódź came from the Kiev (18%), Kharkiv (14%), and Kherson (13%) regions.

A region-by-region analysis of the results showed that the largest share of the newcomers came from the south-east region (30%). Yet, not so fewer arrived from the central (27%) and south-east (26%) regions.

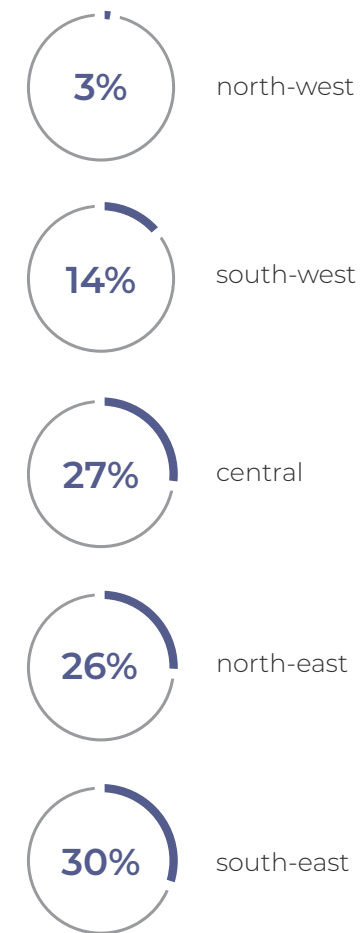
### New PESEL number holders in Łódź came from the following Ukrainian regions:

18%	Kyiv
14%	Kharkiv
13%	Kherson

### Which Ukrainian region (oblast) did you live in permanently before coming to Poland?



### Region of domicile in Ukraine:





# Entry into Poland

The refugees from Ukraine applying for a PESEL number in Łódź most often came to Poland with their minor children (34%). Parents of children aged below 6 came with one child on average. The same trend was seen among parents of children aged 7–17. 23% of the respondents came to Poland on their own.

The largest group of the respondents surveyed at the end of April in Łódź came to Poland between 1 and 15 March 2022. In total, 48% of the interviewees crossed into Poland before 15 March.

# 34%

of the respondents came to Poland with minors

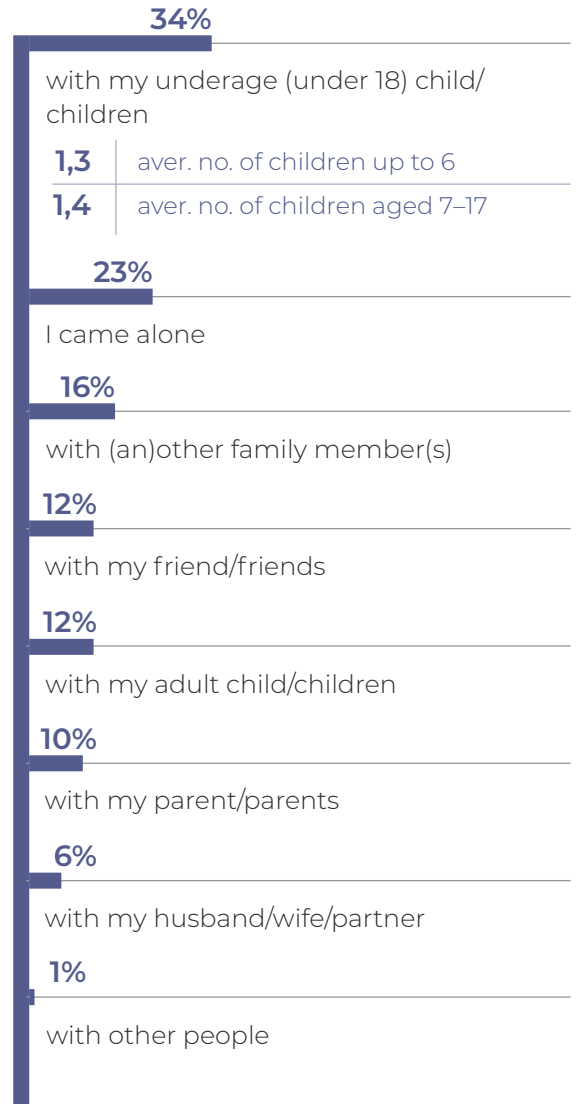
# 40%

at the end of April 2022, among those applying for PESEL in Łódź, the largest group was the refugees who came to Poland in the first half of March

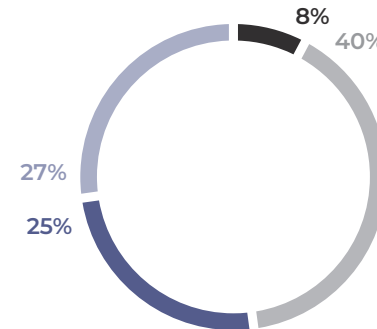
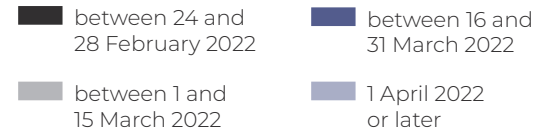
N~250 (all respondents)

## Who did you come to Poland with?

multiple choice question



## When did you come to Poland?





# Place of stay and housing situation

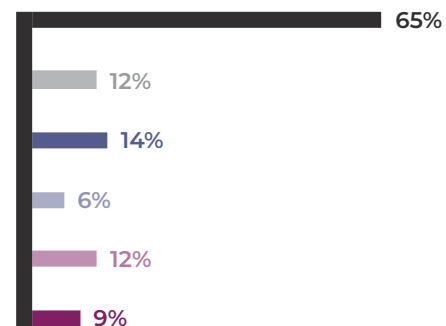
The surveyed refugees from Ukraine who received their PESEL number in Łódź in April were most often being sheltered by Ukrainian friends or families (staying along with the hosts) (34%), managed to rent their own apartments (18%), or were staying in Polish owners' flats on their own (17%). Almost all the surveyed Ukrainian nationals applying for PESEL in Łódź (98%) were living in the city.

In the case of 65% of Łódź-based Ukrainian refugees, their Ukrainian friends living in Poland helped them find accommodation before they even left Ukraine. Much fewer of them took advantage of the help of unknown Poles (14%), Polish friends and other people (12% each). 38% of the surveyed refugees from Ukraine declared that they were paying a fee for premises in which they were accommodated.

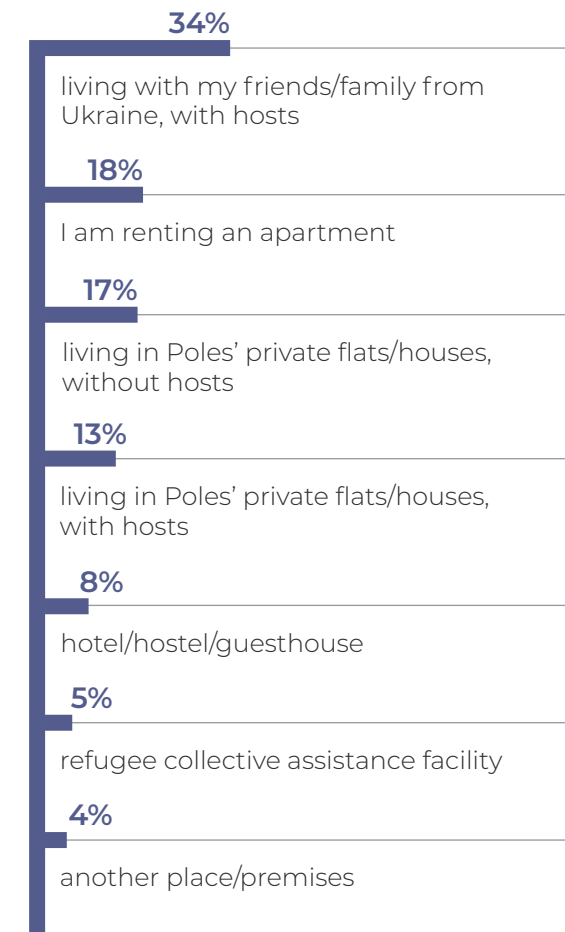


N~250 (all respondents)

## Did anyone help you find your current accommodation before your arrival in Poland?



## Where are you staying now?





# Financial standing

The surveyed Ukrainian nationals most often relied on their own income or savings (80%). Less often did they request money from their family living in Poland (17%) and from the Polish authorities (12%).

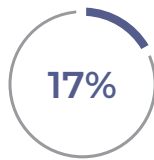
Most of the respondents admitted that they were living modestly and had to be very economical on a daily basis (73%). 21% of the surveyed refugees had an average standard of living; they were able to satisfy their daily needs but had to save for major purchases. 3% of the respondents said that they were impoverished and did not have enough funds to satisfy the basic needs. Also, 3% of the surveyed described their standard of living as good and allowing them to go on without having to economise.

## What are your current sources of income? How are you making a living?

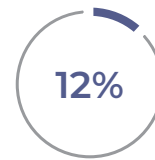
multiple choice question



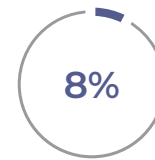
own income / savings



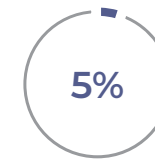
money from family living in Poland



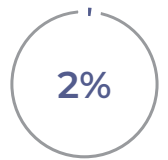
money from Polish authorities



money from other sources



money from Poles



money from aid organisations

N~250 (all respondents)

## Which of the following statements best describes your current situation and the situation of the persons who came with you to Poland?

**The surveyed Ukrainian nationals were most often making a living thanks to:**

- 80% own income or savings
- 17% funds received from the Polish authorities





# Employment prospects

The Ukrainian nationals applying for a PESEL number in Łódź in April (58%) who were not working but were looking for a job, which did not necessarily match their qualifications and education, were the largest group. 13% of the surveyed were not working or looking for a job; 12% were not working but were looking for a job matching their qualifications and education.

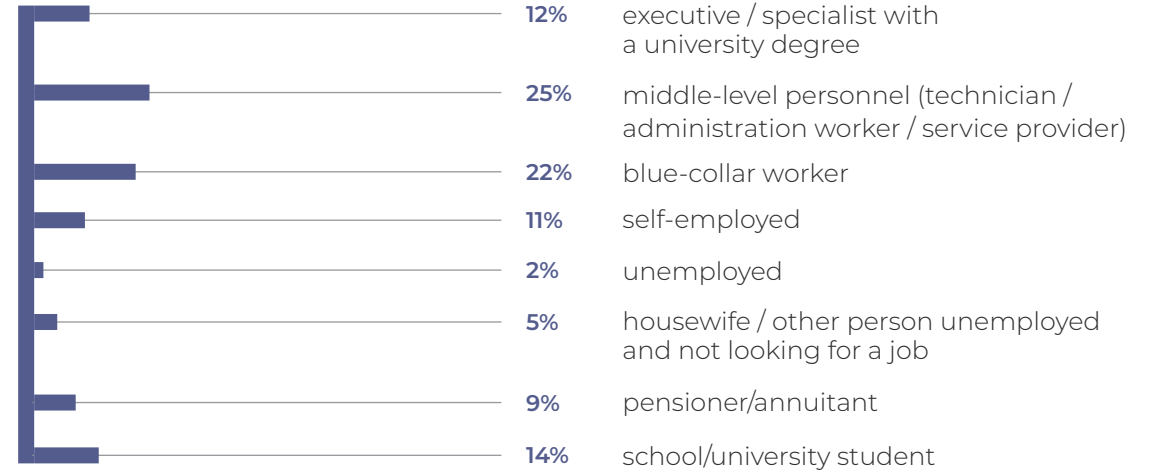
Data shows that 11% of the respondents were working for an employer from Poland. The highest share of the respondents (25%) had been employed as middle-level personnel (technicians, administration staff, service providers) and 22% as blue-collar workers before they came to Poland. Among the respondents, 14% were schoolchildren and students.

# 25%

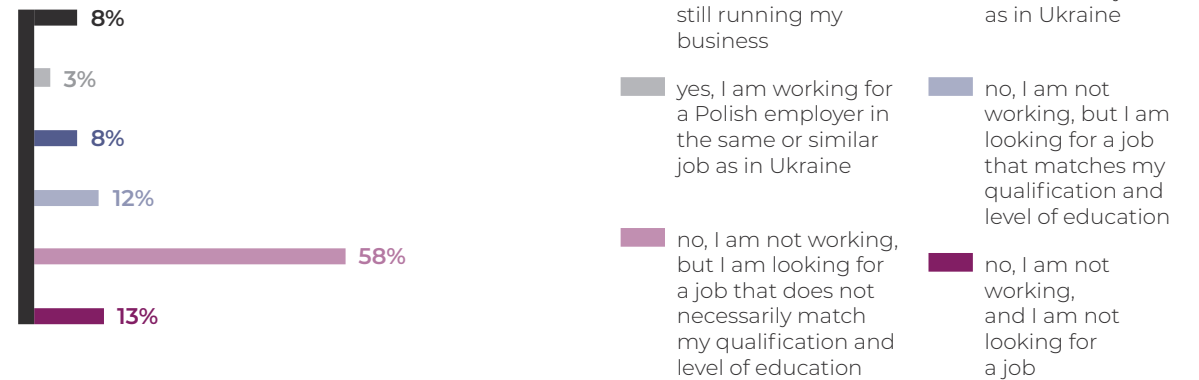
in April 2022, middle-level personnel were the largest professional group among the Ukrainian respondents in Łódź

N~250 (all respondents)

## What was your employment situation before leaving Ukraine?



## Are you working currently?





# Use of childcare and education

In April, most of the Ukrainian children under the age of 7 under the respondents' care in Łódź (64%) were not attending any nurseries or kindergartens. 28% of the respondents with children of this age answered that the kids were attending nurseries or kindergartens for free; 8% admitted that they had put their children in paid pre-school institutions.

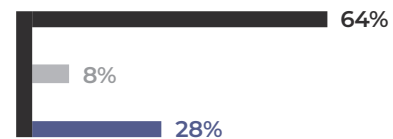
Speaking of younger children at school age (7–14), 18% of them were attending Polish schools while learning in Ukrainian schools via the Internet; 34% were only in the Polish school system. 31% of the respondents reported that their children were learning

only in Ukrainian schools online; 18% said that their children were not going to any Polish or Ukrainian school institution.

The situation was somewhat different for older children at school age (15–18). 41% of the surveyed admitted that their children at this age were only enrolled in Polish schools. Children of 30% of the respondents were in the Ukrainian education system via the Internet, and 21% of them were learning neither in Polish nor Ukrainian schools. In this age group, the lowest share of learners concerned those who were attending Polish schools while continuing education at Ukrainian schools online (11%).

\* results for n < 60 should be interpreted cautiously

## Are your children under 7 attending nursery/kindergarten in Poland?

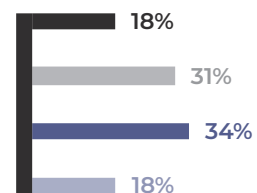


N=69 (parents/guardians of children under 7), multiple choice question

- no, they are not attending any nursery or kindergarten
- yes, they are attending nursery/kindergarten for free
- yes, they are attending nursery/kindergarten that we are paying for

## Are your children aged 7–14 going to school?

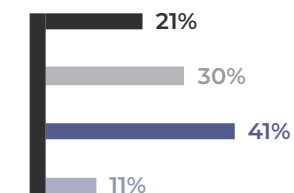
N=77 (parents/guardians of children aged 7–14), multiple choice question



- no, they are not attending Polish or Ukrainian school (online classes)
- no, they are attending only Ukrainian school (online classes)
- yes, they are attending Polish school
- yes, they are attending Polish school and Ukrainian school (online classes)

## Are your children aged 15–18 going to school?

N=48\* (parents/guardians of children aged 15–18), multiple choice question



- no, they are not attending Polish or Ukrainian school (online classes)
- no, they are attending only Ukrainian school (online classes)
- yes, they are attending Polish school
- yes, they are attending Polish school and Ukrainian school (online classes)





# Aiding Ukrainian Refugees

Łódź-based refugees receiving a PESEL number most often admitted using free rail or bus transport (86%). 32% of the respondents accepted free foodstuffs and 27% clothes and shoes.

53% of the refugees declared that they had been benefiting from various types

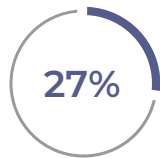
of assistance provided by private persons since their arrival in Poland, although only 13% said "frequently." 93% of the respondents considered assistance rendered since their arrival in Poland useful; 43% of them described it as very useful and fully compatible with their needs.



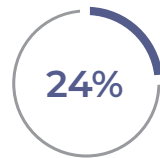
free rail / bus transport



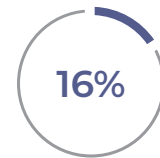
free foodstuffs



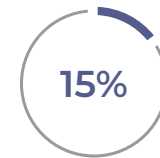
free clothing / footwear



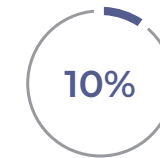
overnight stay at reception point



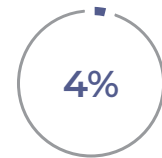
free medical services / advice



free transfer in a vehicle owned by private person



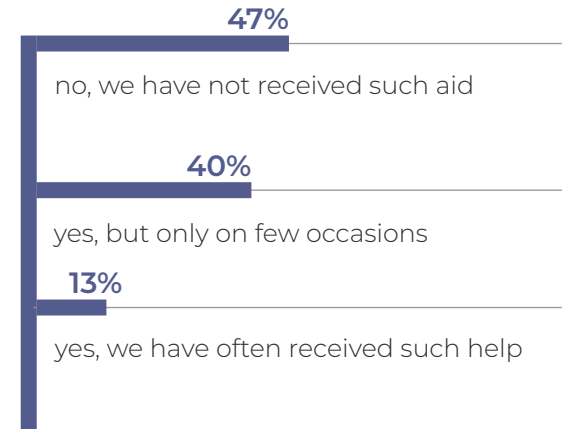
overnight stay at a collective assistance facility



free psychological counselling

N~250 (all respondents)

### Since your arrival in Poland, have you or your family members received any kind of aid or assistance from private persons?

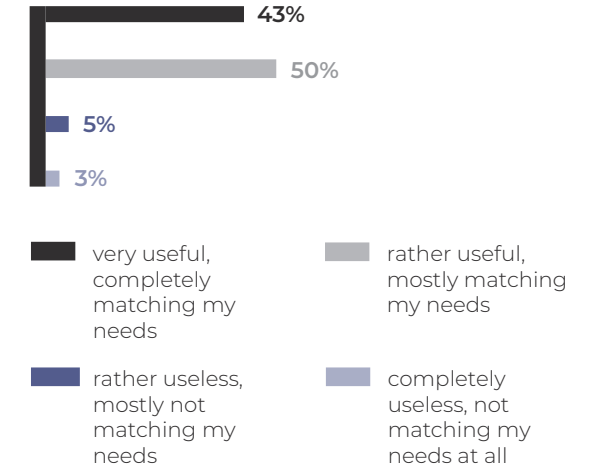


### What forms of assistance have you been using since your arrival in Poland?

multiple choice question



### How do you generally appraise assistance that you have been receiving since your arrival in Poland? To what extent has it been useful and has matched your needs?





# Sources of information about available assistance

Most of the respondents (68%) used contacts with Ukrainian friends to learn about available assistance in their place of residence. The surveyed also used social media in Ukrainian for this purpose (44%). Other popular sources of information were social media in Polish (40%), contacts with Polish friends (22%), Polish NGOs and volunteers (19%), and leaflets and posters (14%).

The great majority of the respondents (83%) felt well informed about aid that they could obtain in the place of residence.

N~250 (all respondents)

## 68%

in April 2022, contacts with Ukrainian friends were the main source of information about where and how to obtain aid



## Where do you mainly find out about assistance that you can obtain in the place where you are currently staying?

multiple choice question






# Refugees' main needs and concerns

The surveyed refugees from Ukraine most often indicated support in finding a job as the most important form of assistance needed in their current situation in Poland (34%). Other most relevant forms of assistance included finding a flat (23%), financial support (10%), aid-in-kind, finding a kindergarten/school or university, medical care and language courses (4% each). Finding a job was the second most sought-after form of help (27%). Finding a job and

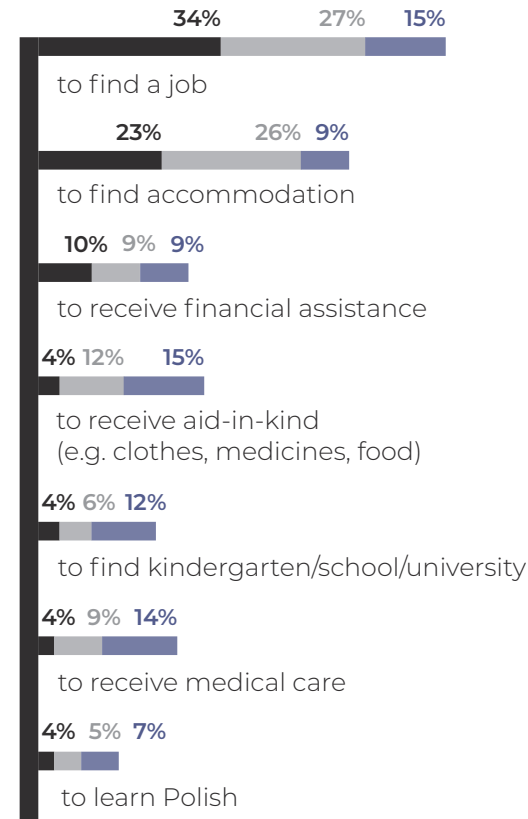
aid-in-kind were the third most frequently provided answers (15% each).

The refugees living in Poland feared the deterioration of their financial situation the most (67%). A large share of the respondents were also anxious about not being able to find a job or losing their current job (51%) or losing their current place of residence (40%). 39% of the respondents feared illness or deterioration of health status.



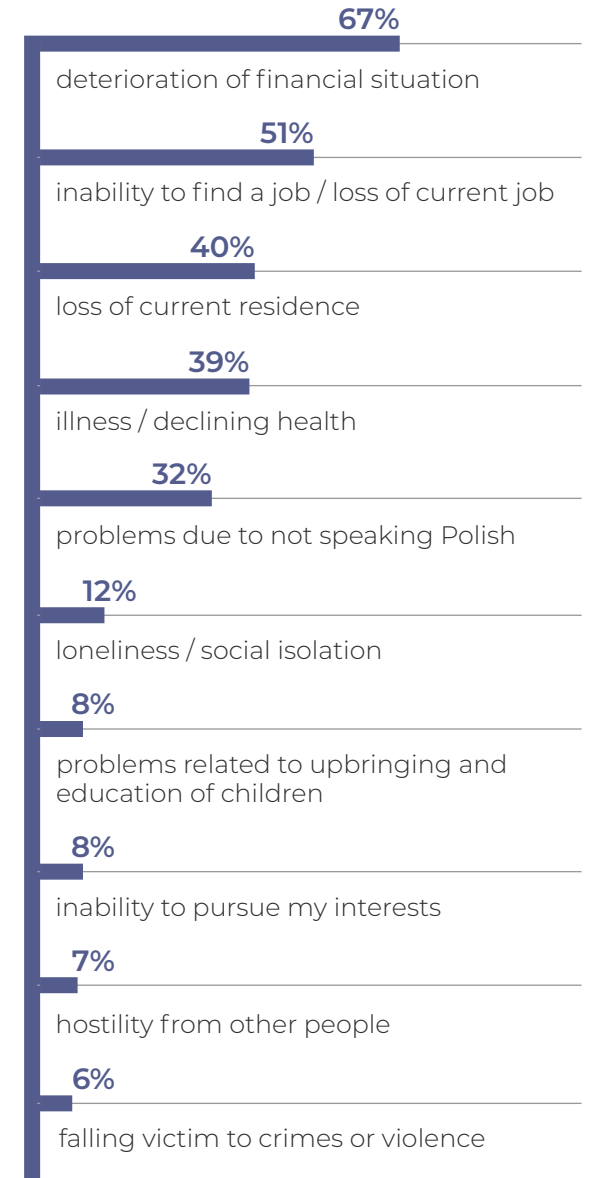
## What kind of help and support do you need most in your current situation in Poland?

main forms of assistance with min. 3% of answers



## What are your greatest concerns about living in Poland?

N=250, multiple choice question





## Relations with Poles

Almost all the respondents holding a PESEL number issued in Łódź (92%) pointed out that they were not observing dislike or unkind behaviour on the part of Poles. 7% of the refugees stressed that they had met with Poles' reluctance but infrequently. 2% of the respondents reported that they were frequently facing negative reactions of Poles.

92% of the interviewees trusted unknown Poles, of which 21% definitely trusted and 71% rather trusted them.

At the end of April 2022,

# 92%

of the respondents did not report Poles' dislike

**Do you generally trust Polish strangers that you are meeting these days?**

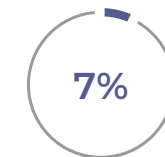
92%

% of resp. **I TRUST THEM**  
(total responses for "I definitely trust" and "I rather trust")

**During your stay in Poland, have Poles shown dislike or lack of kindness to you or your relatives?**



yes, we have often experienced such reactions



yes, but only on few occasions



no, we have not actually experienced such reactions



# Future plans

62% of the refugees interviewed in April said that they were planning to return to Ukraine after the war; of this figure, 30% wanted to return immediately after the end of hostilities and 32% intended to do so after a few months. 16% of the respondents planned to stay in Poland for at least a year. The smallest share of the surveyed applying for a PESEL number in Łódź planned to leave to another country (1%).

Half of the respondents (50%) wanted to stay where they were living in the near future. The respondents were often unable to define their plans concerning moving to another place in the near future (28%).

At the end of April 2022,

# 30%

of the refugees planned to return to Ukraine immediately after the war

# 32%

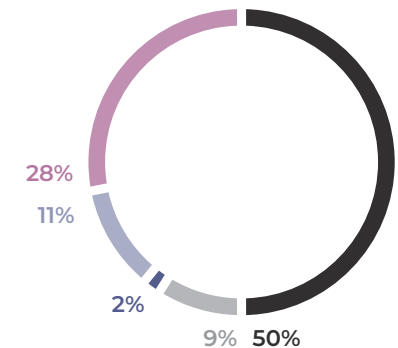
of the refugees intended to wait a few months


## After the cessation of hostilities in Ukraine, do you intend to...?



## Do you intend to move to another apartment/premises in the near future?

- yes, but within my current locality
- yes, to another town/city in Poland
- yes, to another country
- no, I do not intend to move to another apartment/premises
- hard to say





Results for UMP Cities  
Poznań

POZnań\*

# Profile of refugees from Ukraine applying for a PESEL number in Poznań

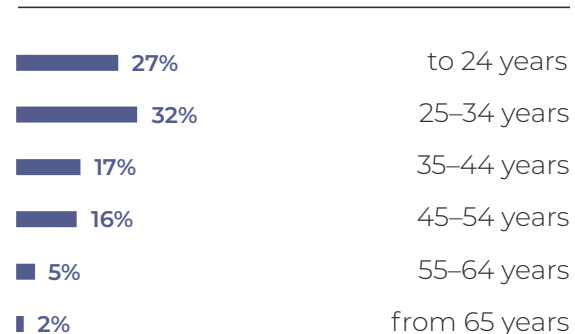
The refugees from Ukraine who applied for a PESEL number in Poznań in April were mainly women (92%), most often up to 34 years of age (60%). 51% of the respondents did not speak the Polish language; 34% had a basic command of Polish. 12% of

the respondents admitted having an intermediate level of Polish and 3% were fluent. The respondents most often had higher (46%) and secondary education (37%).

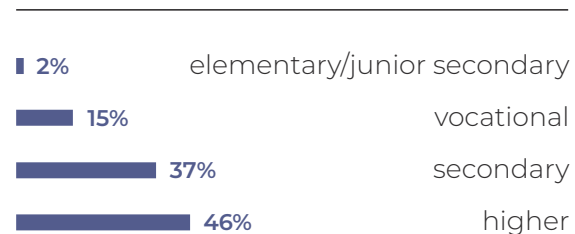
## Gender:



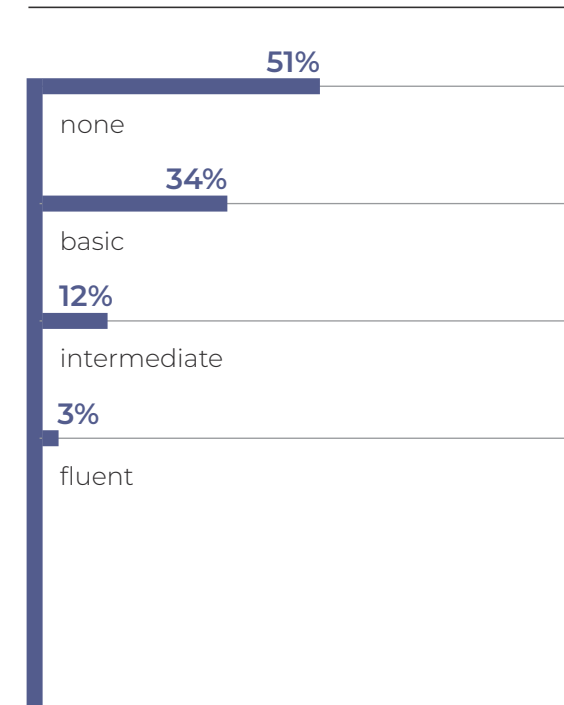
## Age:



## Education:



## Knowledge of the Polish language:





POZnań\*

# Origin

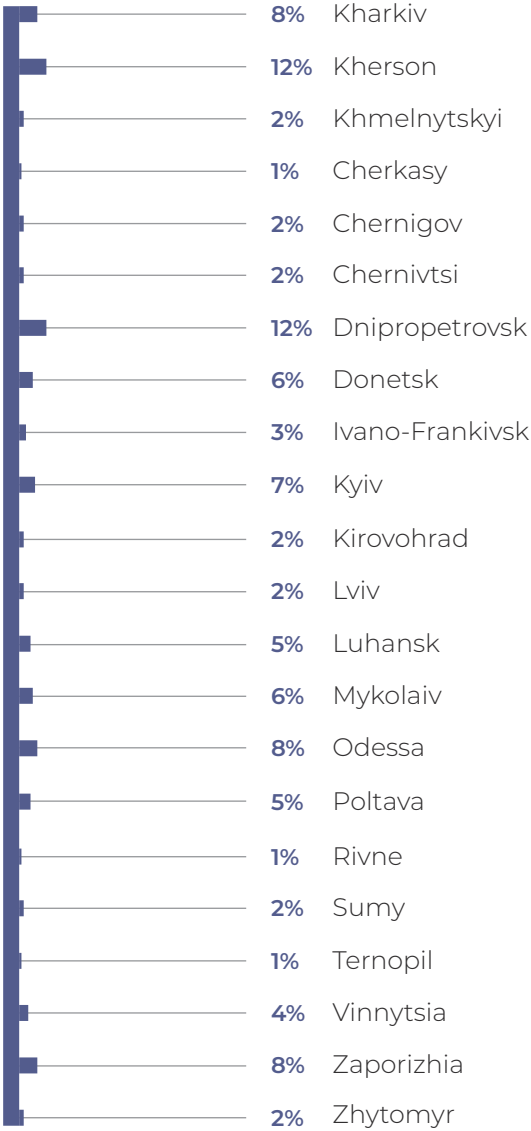
The largest group with assigned PESEL numbers in Poznań came from the Kherson (12%), Dnipropetrovsk (10%), Kharkiv (8%), Odessa (8%), and Zaporizhia (8%) regions.

A region-by-region analysis of the results showed that the largest share of the newcomers came from the south-east region (47%). Fewer came from the north-east (26%) and central (16%) regions.

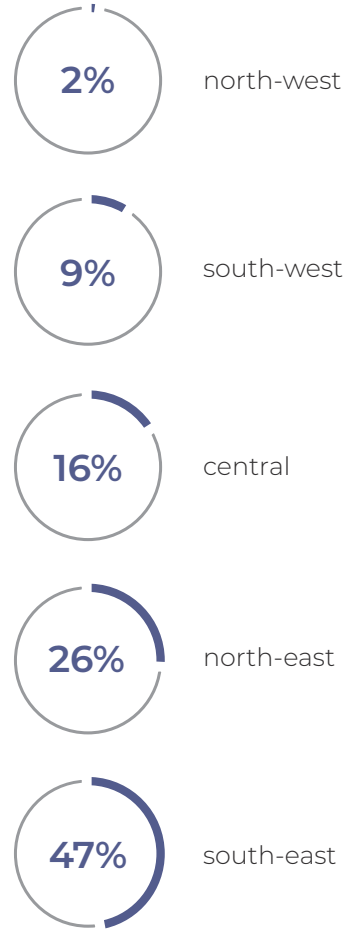
**New PESEL number holders in Poznań came from the following Ukrainian regions:**

12%	Kherson
12%	Dnipropetrovsk
8%	Kharkiv
8%	Odessa
8%	Zaporizhia

**Which Ukrainian region (oblast) did you live in permanently before coming to Poland?**



### Region of domicile in Ukraine:



N~386 (all respondents)





# Entry into Poland

The refugees from Ukraine applying for a PESEL number in Poznań most often came to Poland with their minor children (37%). Parents of children aged below 6 came with one child on average. The same trend was seen among parents of children aged 7–17. 36% of the respondents came to Poland on their own.

The largest group of the respondents surveyed at the end of April in Poznań came to Poland on or after 1 April 2022 (55%). In total, 27% of the interviewed refugees crossed into Poland before 15 March.

# 37%

of the respondents came to Poland with minors

# 55%

at the end of April 2022, among those applying for PESEL in Poznań, the largest group was the refugees who came to Poland after 1 April

## Who did you come to Poland with?

multiple choice question

37%

with my underage (under 18) child/children

0,8 | aver. no. of children up to 6

1,1 | aver. no. of children aged 7–17

36%

I came alone

12%

with (an)other family member(s)

11%

with my husband/wife/partner

11%

with my adult child/children

8%

with my parent/parents

6%

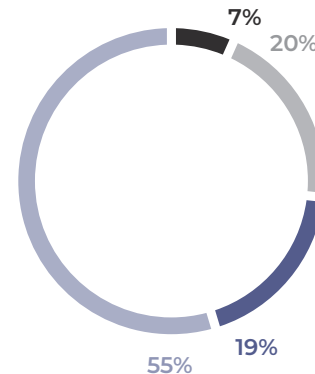
with my friend/friends

2%

with other people

## When did you come to Poland?

- between 24 and 28 February 2022
- between 16 and 31 March 2022
- between 1 and 15 March 2022
- 1 April 2022 or later





# Place of stay and housing situation

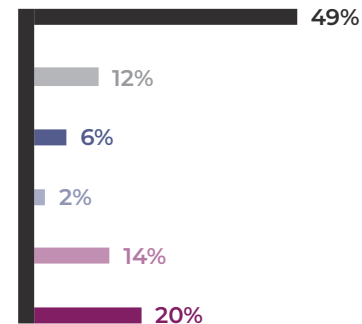
The refugees from Ukraine who received a PESEL number in Poznań in April were most often occupying apartments of their friends or family from Ukraine (together with the hosts) (29%); 19% managed to rent their own premises. 91% of the PESEL applicants from Ukraine in Poznań were living in the city at the same time.

In the case of 49% of the Ukrainian nationals surveyed in Poznań, their Poland-based friends from Ukraine helped them find a flat; nobody helped 20% of the respondents to find accommodation; 14% were helped by other people. 45% of the surveyed refugees from Ukraine declared that they were paying a fee for premises in which they were accommodated.

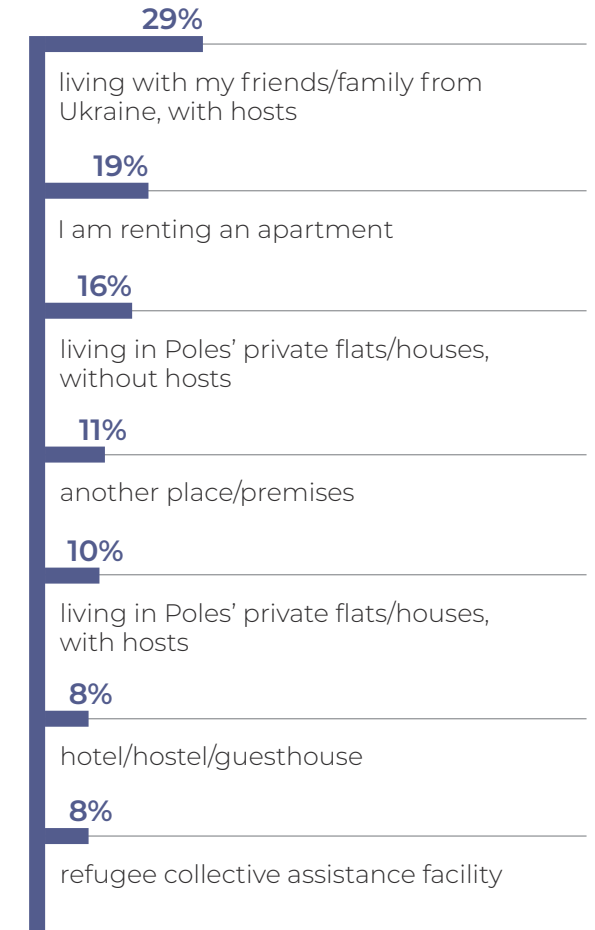


N~386 (all respondents)

## Did anyone help you find your current accommodation before your arrival in Poland?



## Where are you staying now?





# Financial standing

The surveyed Ukrainian nationals most often relied on their own income or savings (73%). Less often did they request money from their family living in Poland (19%), from the Polish authorities (10%), or from other sources (8%).

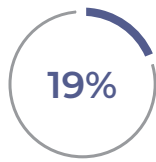
Most of the respondents (65%) admitted that they were living modestly and had to be very economical on a daily basis. 21% of the surveyed refugees had an average standard of living; they were able to satisfy their daily needs but had to save for major purchases. 8% of the respondents said that they were impoverished and did not have enough funds to satisfy the basic needs. Only 6% of the surveyed described their standard of living as good and allowing them to go on without having to economise.

## What are your current sources of income? How are you making a living?

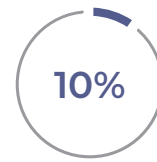
multiple choice question



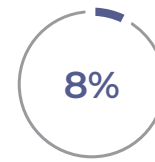
own income / savings



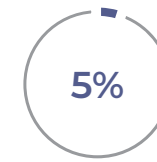
money from family living in Poland



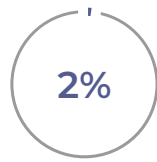
money from Polish authorities



money from other sources



money from Poles



money from aid organisations

N~386 (all respondents)

## Which of the following statements best describes your current situation and the situation of the persons who came with you to Poland?

**The surveyed Ukrainian nationals were most often making a living thanks to:**

- 73%** own income or savings
- 19%** funds received from the Polish authorities





# Employment prospects

The Ukrainian nationals applying for a PESEL number in Poznań in April (41%) who were not working but were looking for a job, which was not necessarily matching their qualifications and education, were the largest group. 11% of the respondents were not working and not looking for a job; 18% were working for Polish employers (of which 12% in jobs that they never did in Ukraine).

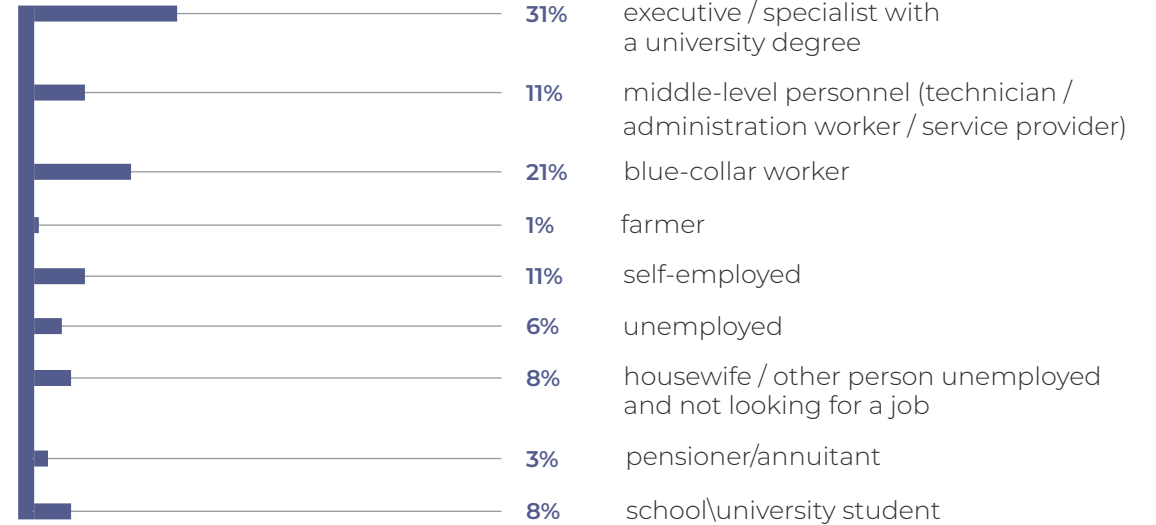
The largest share of the respondents (31%) were those who had worked as managers or specialists with higher education before coming to Poland; 21% of the respondents were blue-collar workers back in Ukraine. A smaller group (11%) admitted that they had worked as middle-level personnel (technicians, administration staff, service providers) before leaving the country. 11% had been self-employed.

# 31%

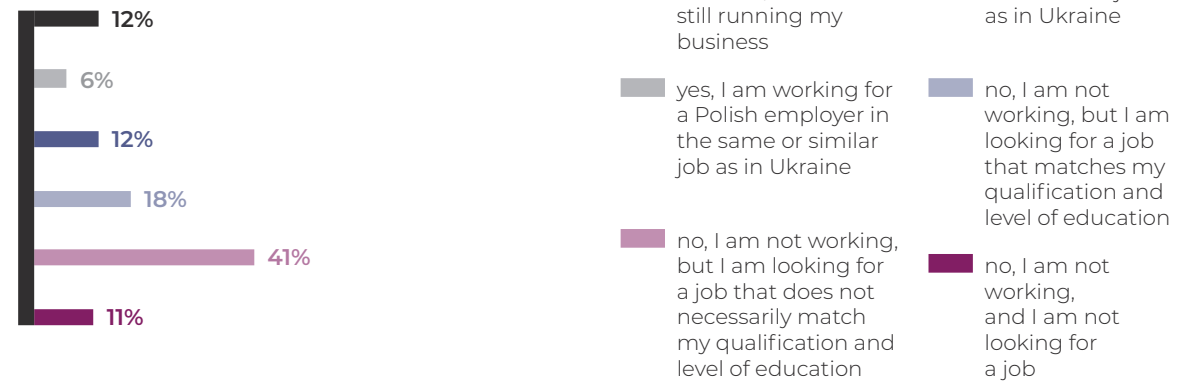
in April 2022, the largest professional group among the Ukrainian respondents in Poznań were managers / specialists with a university degree

N~386 (all respondents)

## What was your employment situation before leaving Ukraine?



## Are you working currently?





POZnań\*

# Use of childcare and education

In April, most of the Ukrainian children under the age of 7 under the respondents' care in Poznań (76%) were not attending any nurseries or kindergartens. 12% of the respondents with children of this age answered that the kids were attending nurseries or kindergartens for free; 12% admitted that they had put their children in paid pre-school institutions

Speaking of younger children at school age (7-14), 45% of them were learning only in Ukrainian schools online, while 34% of children at this age were not attending either Polish or Ukrainian schools. According to 15% of the respondents, their younger children at school age were attending

only Polish schools. 7% of the respondents' children aged 7-14 were going to Polish schools while studying at Ukrainian schools via the Internet.

More than half of the respondents (51%) admitted that their children aged 15-18 were outside the Polish and Ukrainian school system. Children of 37% of Poznań-based respondents were attending only Ukrainian schools; almost every tenth person (9%) responded that their children were in Polish schools only. In this age group, the lowest share was reported for learners who were enrolled both in Polish and Ukrainian schools (3%).

## Are your children under 7 attending nursery/kindergarten in Poland?

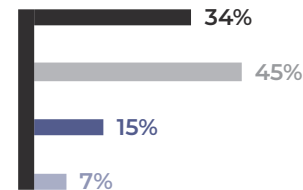


N=119 (parents/guardians of children under 7), multiple choice question

- no, they are not attending any nursery or kindergarten
- yes, they are attending nursery/kindergarten for free
- yes, they are attending nursery/kindergarten that we are paying for

## Are your children aged 7-14 going to school?

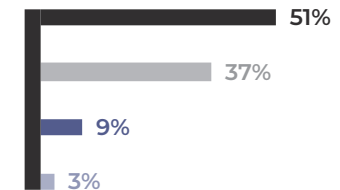
N=123 (parents/guardians of children aged 7-14), multiple choice question



- no, they are not attending Polish or Ukrainian school (online classes)
- no, they are attending only Ukrainian school (online classes)
- yes, they are attending Polish school
- yes, they are attending Polish school and Ukrainian school (online classes)

## Are your children aged 15-18 going to school?

N=94 (parents/guardians of children aged 15-18), multiple choice question





# Aiding Ukrainian Refugees

Poznań-based refugees receiving a PESEL number most often admitted using free rail or bus transport (76%). 32% of them were receiving free foodstuffs. The respondents often accepted free clothing and footwear (19%), stayed overnight at a reception point (16%), and used free medical services and

consultation (13%). 62% declared that they had not received any help from private persons since their entry into Poland. 94% of the surveyed regarded aid and assistance that they had been receiving since their arrival in Poland as useful.



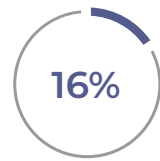
free rail / bus transport



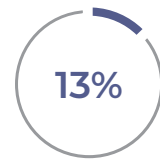
free foodstuffs



free clothing / footwear



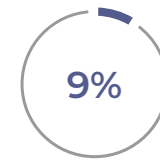
overnight stay at reception point



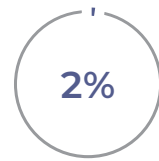
free medical services / advice



overnight stay at a collective assistance facility



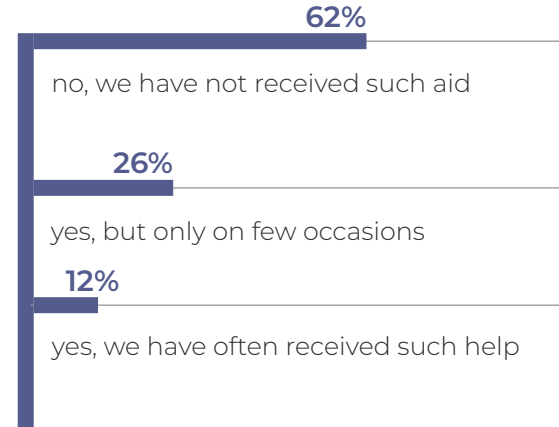
free transfer in a vehicle owned by private person



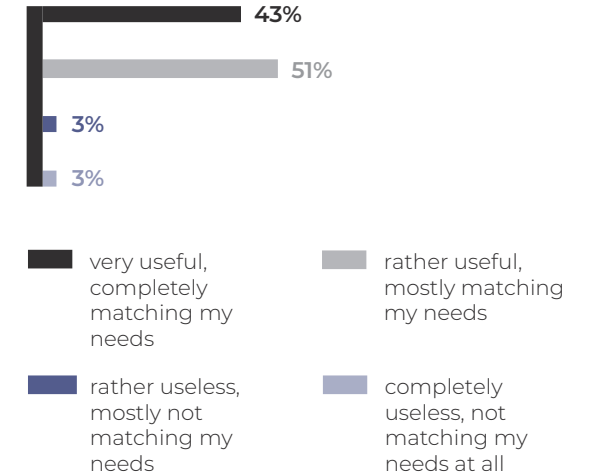
free psychological counselling

N~386 (all respondents)

### Since your arrival in Poland, have you or your family members received any kind of aid or assistance from private persons?



### How do you generally appraise assistance that you have been receiving since your arrival in Poland? To what extent has it been useful and has matched your needs?



### What forms of assistance have you been using since your arrival in Poland?

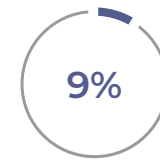
multiple choice question



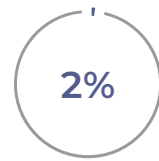
free medical services / advice



overnight stay at a collective assistance facility



free transfer in a vehicle owned by private person



free psychological counselling



# Sources of information about available assistance

65% of the respondents relied on contacts with Ukrainian friends to obtain information about aid and assistance available in the locality of their residence. The surveyed also used social media in Ukrainian for this purpose (46%). Contacts with Polish friends were also reported to be popular sources of information (28%), followed by Polish NGOs and volunteers (23%), and information points in public offices (15%).

Most of the respondents (79%) felt well informed about assistance that they could get in the current place of residence.

N~386 (all respondents)

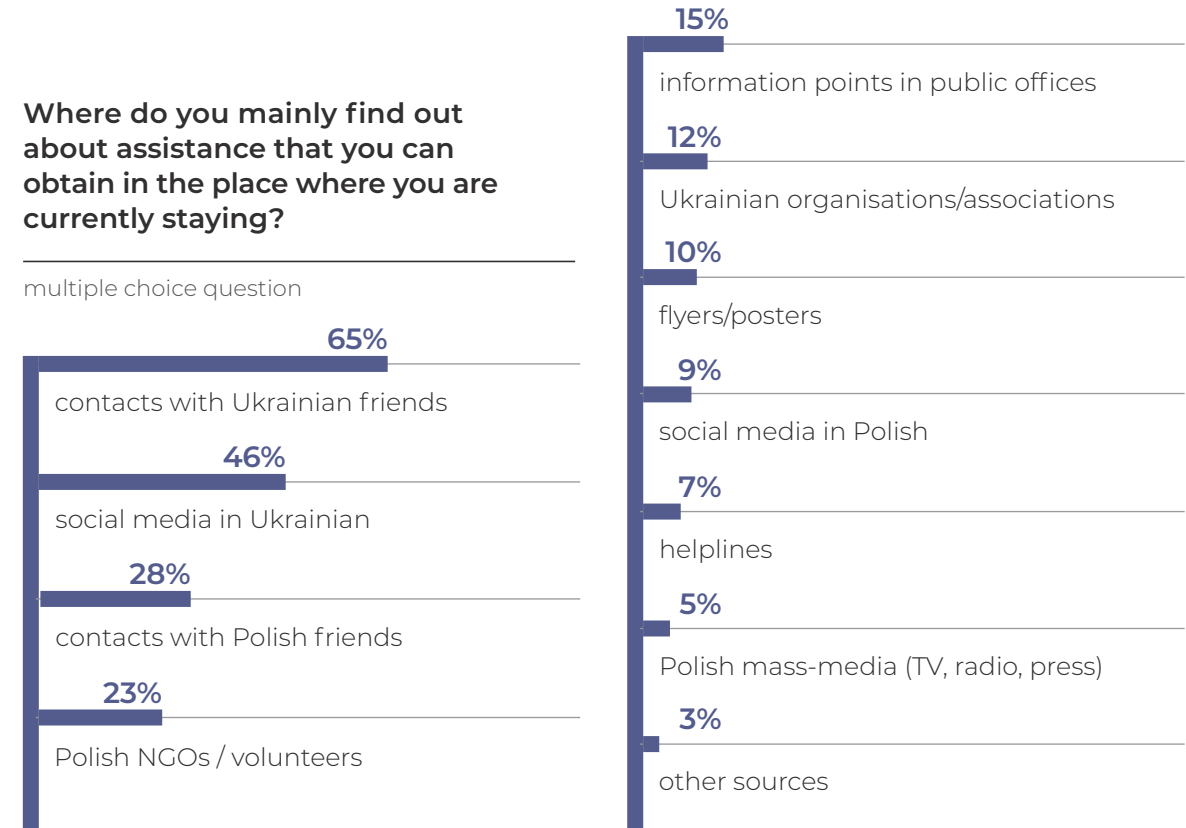
## 65%

in April 2022, Ukrainian friends were the main source of information about where and how to obtain aid in Poznań



## Where do you mainly find out about assistance that you can obtain in the place where you are currently staying?

multiple choice question





# Refugees' main needs and concerns

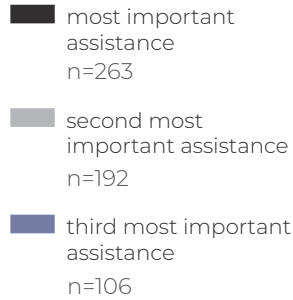
The surveyed refugees from Ukraine most often indicated support in finding a job (32%) and finding accommodation (31%) as the most wanted forms of assistance needed in their current situation in Poland. Other important forms of assistance declared by the interviewees concerned financial support (12%), medical care (6%), and aid-in-kind (5%). Finding a job and finding accommodation were the second most sought-after forms of help (29% each). The third most expected assistance was to

find a job (22%), and to find kindergarten, school, or university (20%).

The refugees surveyed in Poznań were most afraid of illness or poor health status (53%) as well as the worsening financial standing (50%). 43% of the respondents were afraid of being unable to find a job or losing their current job; 32% were uncertain about keeping their current domicile. 21% of them were anxious about not being able to speak Polish.

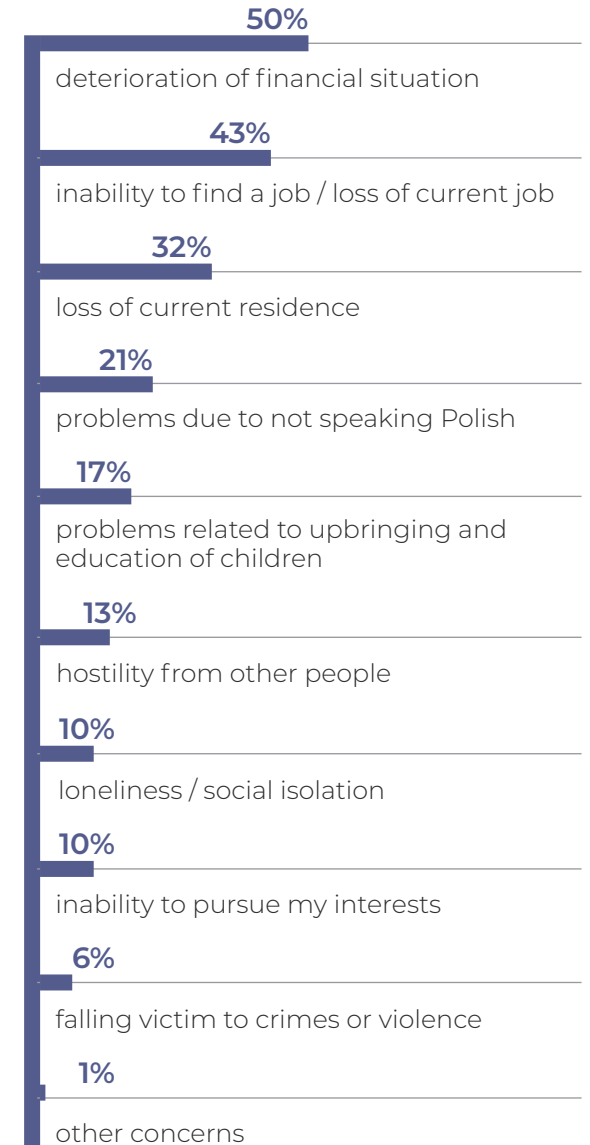
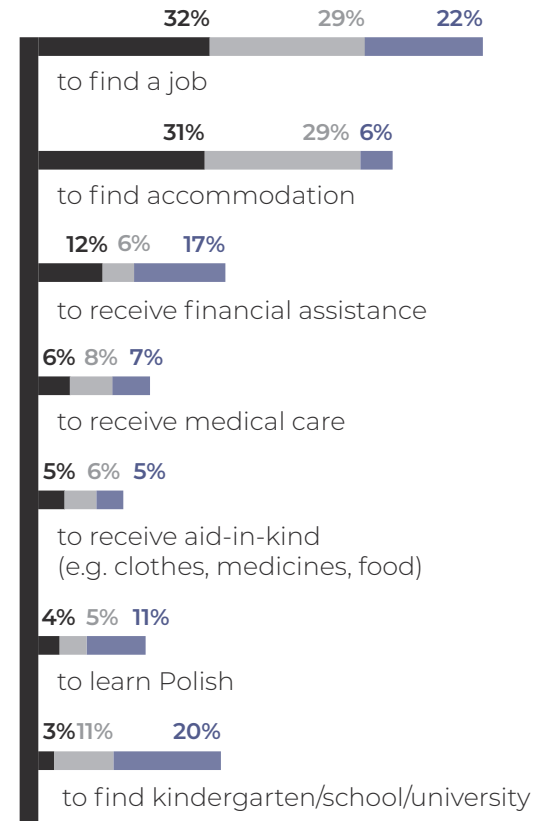
## What are your greatest concerns about living in Poland?

N=383, multiple choice question



## What kind of help and support do you need most in your current situation in Poland?

main forms of assistance with min. 3% of answers







POZnań\*

# Relations with Poles

82% of the respondents applying for a PESEL number in Poznań said that they had not experienced Poles' resentment or unkind attitudes. 14% of the refugees stressed that they had experienced Poles' reluctance but infrequently. 4% of the respondents said that they often encountered negative reactions from Poles.

90% of the interviewees trusted unknown Poles, of which 21% definitely trusted and 69% rather trusted them.

At the end of April 2022,

# 82%

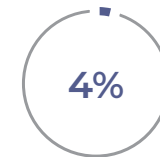
of the respondents did not report Poles' dislike

### Do you generally trust Polish strangers that you are meeting these days?

90%

% of resp. **I TRUST THEM**  
(total responses for "I definitely trust" and "I rather trust")

### During your stay in Poland, have Poles shown dislike or lack of kindness to you or your relatives?



yes, we have often experienced such reactions



yes, but only on few occasions



no, we have not actually experienced such reactions



## Future plans

51% of the refugees interviewed in April said that they were planning to return to Ukraine after the war; of this figure, 36% wanted to return immediately after the end of hostilities and 15% intended to do so after a few months. 22% of the respondents planned to stay in Poland for at least a year. The surveyed were generally unable to define their plans as to changing their place of stay in the near future (27%). However, those who had some plans said that they would like to stay in the city (34%).

At the end of April 2022,

**36%**

of the refugees planned to return to Ukraine immediately after the war

**15%**

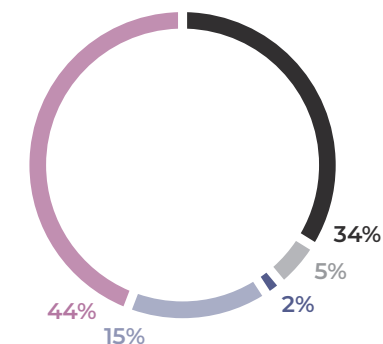
of the refugees intended to wait a few months


### After the cessation of hostilities in Ukraine, do you intend to...?



### Do you intend to move to another apartment/premises in the near future?

- yes, but within my current locality
- yes, to another town/city in Poland
- yes, to another country
- no, I do not intend to move to another apartment/premises
- hard to say





Results for UMP Cities  
Rzeszów



# Profile of refugees from Ukraine applying for a PESEL number in Rzeszów

The refugees from Ukraine who applied for a PESEL number in Rzeszów in April were mainly women (89%), most often up to 44 years of age (51%). More than half of the respondents spoke the Polish language at an elementary level (55%); 30% could not

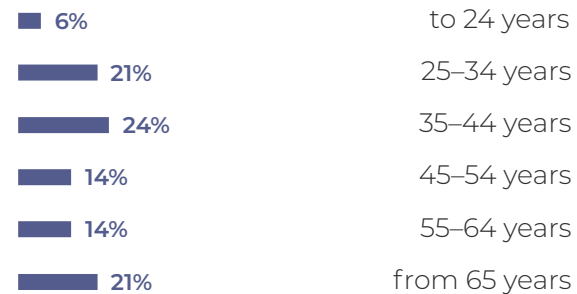
speak Polish at all. 14% of the surveyed said that they had intermediate knowledge of Polish, and 2% of the respondents spoke fluent Polish. The surveyed refugees mostly reported secondary (47%) and higher (30%) education.

N~312 (all respondents)

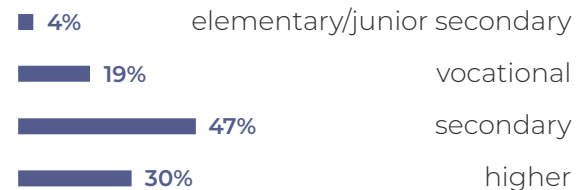
## Gender:



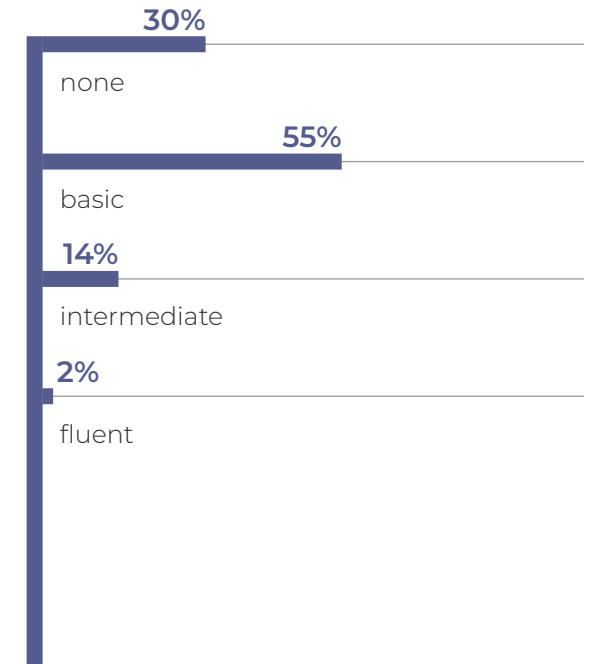
## Age:



## Education:



## Knowledge of the Polish language:





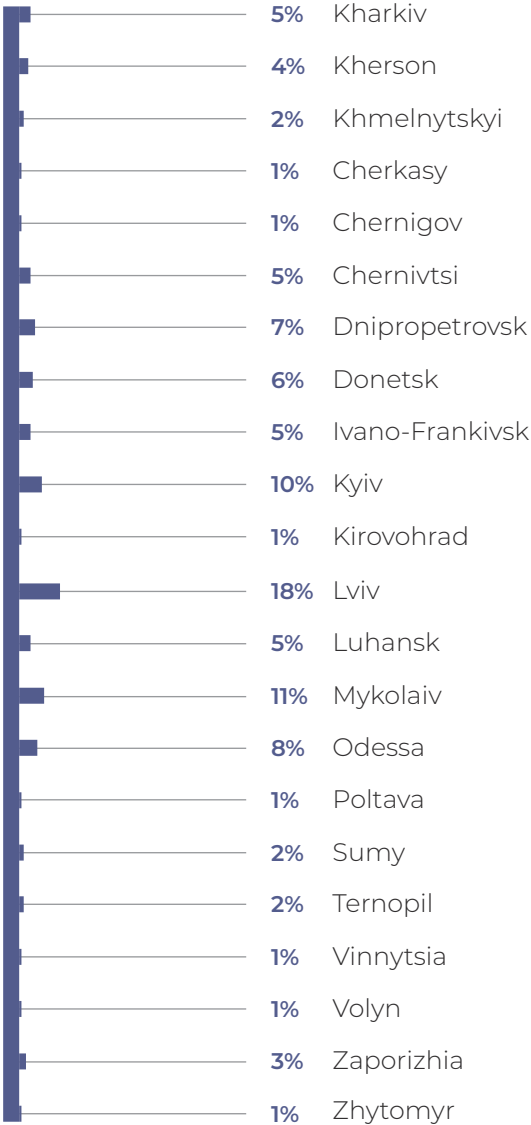
# Origin

The largest group with assigned PESEL numbers in Rzeszów came from the Lviv (18%), Mykolaiv (11%) and Kyiv (10%) regions.

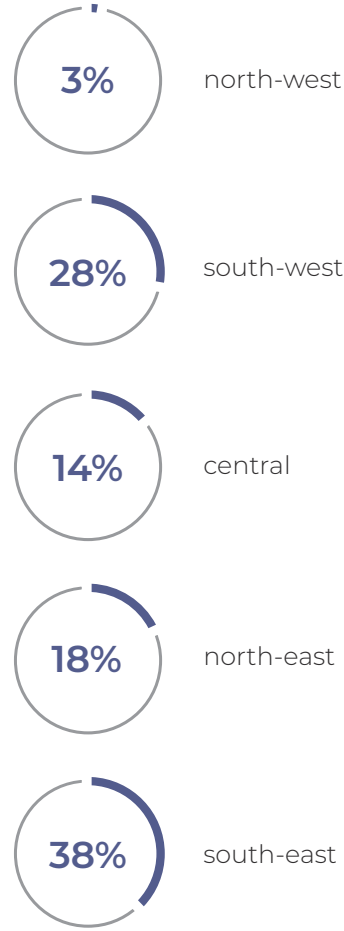
A region-by-region analysis of the results showed that the largest share of the newcomers came from the south-east region (38%), yet only slightly fewer came from the south-west (28%) and the north-east (18%).



**Which Ukrainian region (oblast) did you live in permanently before coming to Poland?**



### Region of domicile in Ukraine:



N=312 (all respondents)



# Entry into Poland

The refugees from Ukraine applying for a PESEL number in Rzeszów most often came to Poland with their minor children (39%). Parents of children aged below 6 came with one child on average. The same trend was seen among parents of children aged 7–17. 20% of the surveyed came to Poland with parents.

At the end of April, the largest group of the surveyed in Rzeszów were those who came to Poland after 1 April 2022. In total, 41% of the surveyed had arrived in Poland since 1 April.

# 39%

of the respondents came to Poland with minors

# 41%

at the end of April 2022, among those applying for PESEL in Rzeszów, the largest group was the refugees who came to Poland after 1 April

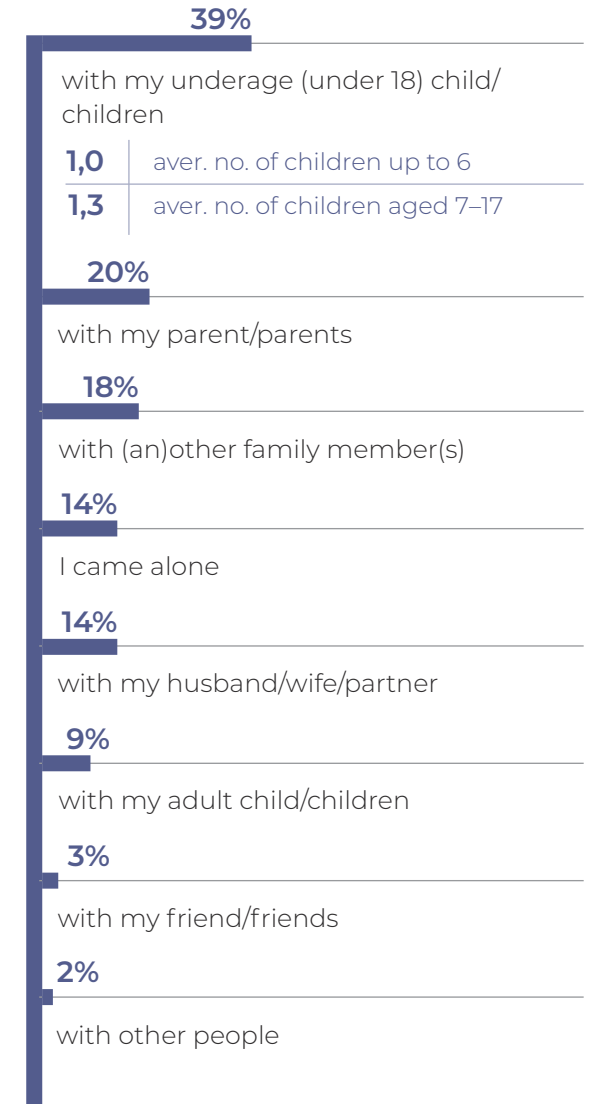
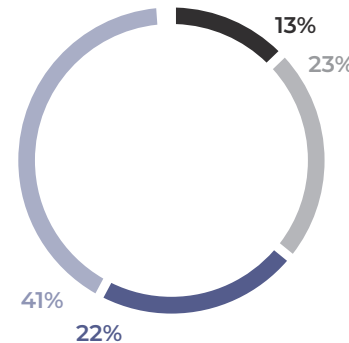
N~312 (all respondents)

## Who did you come to Poland with?

multiple choice question

## When did you come to Poland?

- between 24 and 28 February 2022
- between 16 and 31 March 2022
- between 1 and 15 March 2022
- 1 April 2022 or later



1,0	aver. no. of children up to 6
1,3	aver. no. of children aged 7–17



# Place of stay and housing situation

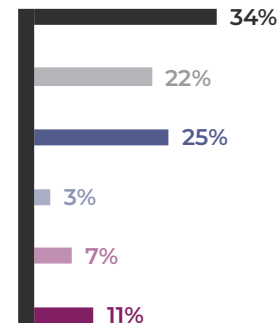
The refugees from Ukraine who received a PESEL number in Rzeszów in April were most often occupying apartments of their friends or family from Ukraine (together with the hosts) (26%); they were also staying in private premises of Polish owners, with or without hosts (23% each). Most of the Ukrainian nationals (91%) applying for PESEL in Rzeszów were living in the city at the same time.

In the case of 34% of the Ukrainian nationals staying in Rzeszów, their Ukrainian friends living in Poland helped them find accommodation even before they left Ukraine; 25% of the respondents relied on the help of Poles whom they did not know. Slightly fewer (22%) took advantage of the help of Poles whom they had already known before. 22% of the surveyed refugees from Ukraine declared that they were paying a fee for premises in which they were accommodated.

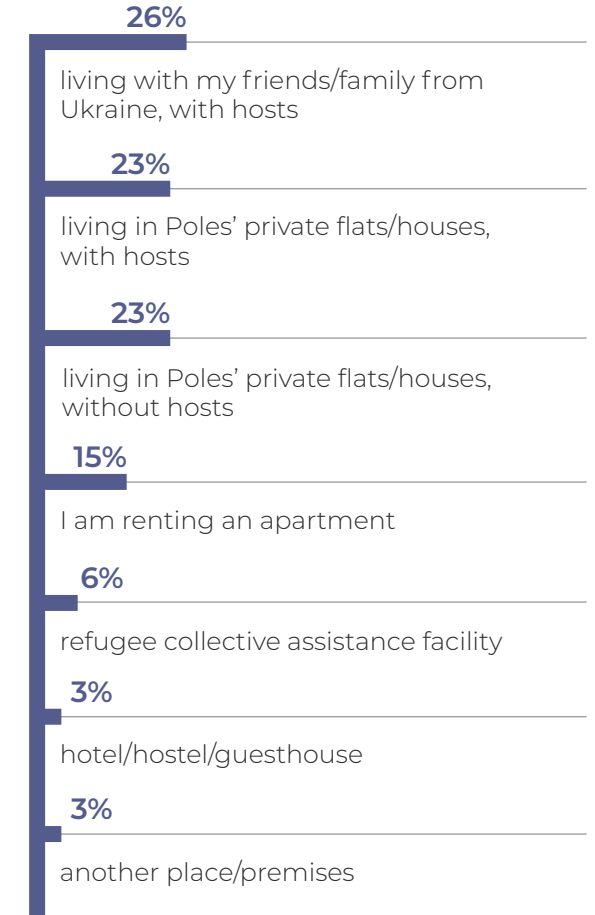


N~312 (all respondents)

## Did anyone help you find your current accommodation before your arrival in Poland?



## Where are you staying now?





# Financial standing

The surveyed Ukrainian nationals were most often living off their own income (75%) and less often off funds received from aid organisations (24%) or Poles (16%).

Most of the respondents admitted that they were living modestly and had to be very economical on a daily basis (68%). 14% of the surveyed refugees had an average standard of living; they were able to satisfy their daily needs but had to save for major purchases. 13% of the respondents said that they were impoverished and did not have enough funds to satisfy the basic needs. Only 5% of the surveyed described their standard of living as good and allowing them to go on without having to economise.

## What are your current sources of income? How are you making a living?

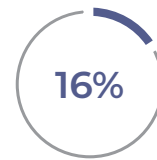
multiple choice question



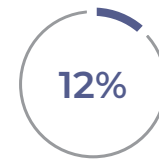
own income / savings



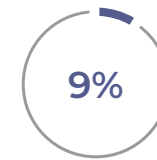
money from aid organisations



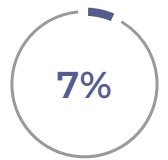
money from Poles



money from other sources



money from family living in Poland



money from Polish authorities

N~312 (all respondents)

## Which of the following statements best describes your current situation and the situation of the persons who came with you to Poland?

The surveyed Ukrainian nationals were most often making a living thanks to:

75% own income or savings

24% funds received from the Polish authorities







# Employment prospects


The largest group of the Ukrainian holders of PESEL in Rzeszów (51%) in April were not employed, but they were looking for a job not necessarily compatible with their qualifications and education. 18% of the respondents were not working and were not looking for employment. 12% of the surveyed continued working for employers from Ukraine or were still running their businesses in Ukraine online. Data shows that only 12% of the respondents were working for employers from Poland.

Before coming to Poland, the highest share of the surveyed (28%) worked as middle-level personnel (technicians, administration staff, service providers) and 16% as managerial staff or as specialists with a degree. 15% admitted that they had worked as blue-collar workers in Ukraine before they came to Poland.

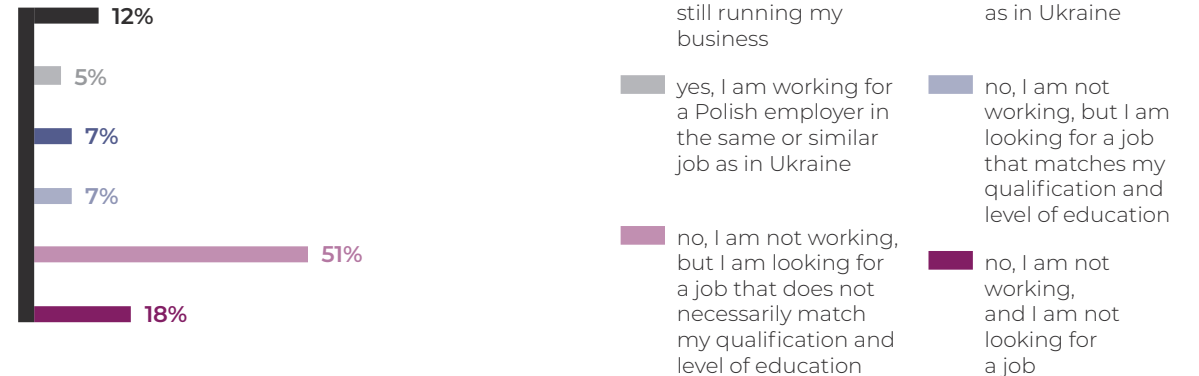
# 28%

in April 2022, blue-collar workers were the largest professional group among the Ukrainian respondents in Rzeszów

## What was your employment situation before leaving Ukraine?



## Are you working currently?





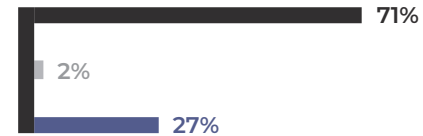
# Use of childcare and education

In April, most of the Ukrainian children under the age of 7 under the respondents' care in Rzeszów (71%) were not attending any nurseries or kindergartens. Roughly one-third % of the respondents with children of this age answered that the kids were attending nurseries or kindergartens for free; 2% admitted that they had put their children in paid pre-school institutions.

Speaking of younger children at school age (7-14), 38% of them were not going to any school; about 29% were only in Ukrainian schools through online classes; and 20% were enrolled in Polish schools. According

to 15% of the respondents, their younger children at school age were attending Polish schools and at the same time Ukrainian schools via the Internet. As regards older school age children (15-18), more than half of the respondents (60%) admitted that their children were not going to any school. Children of 28% of the respondents were only in Ukrainian schools studying via the Internet, and nine out of 100 people (9%) answered that their kids were learning only at Polish schools. In this age group, the lowest share was reported for learners who were enrolled both in Polish and Ukrainian schools (3%).

## Are your children under 7 attending nursery/kindergarten in Poland?

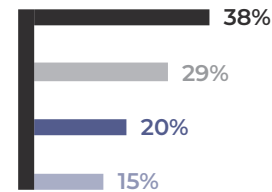


N=123 (parents/guardians of children under 7), multiple choice question

- no, they are not attending any nursery or kindergarten
- yes, they are attending nursery/kindergarten for free
- yes, they are attending nursery/kindergarten that we are paying for

## Are your children aged 7-14 going to school?

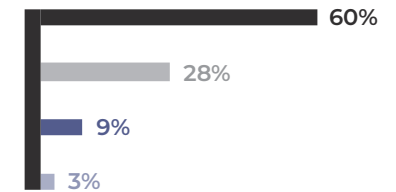
N=106 (parents/guardians of children aged 7-14), multiple choice question



- no, they are not attending Polish or Ukrainian school (online classes)
- no, they are attending only Ukrainian school (online classes)
- yes, they are attending Polish school
- yes, they are attending Polish school and Ukrainian school (online classes)

## Are your children aged 15-18 going to school?

N=65 (parents/guardians of children aged 15-18), multiple choice question



- no, they are not attending Polish or Ukrainian school (online classes)
- no, they are attending only Ukrainian school (online classes)
- yes, they are attending Polish school
- yes, they are attending Polish school and Ukrainian school (online classes)



# Aiding Ukrainian Refugees

Rzeszów-based refugees receiving a PESEL number most often admitted using free transport (71%). More than half of the respondents (53%) admitted using free transfer by private cars. The respondents also often stayed in collective assistance facilities (47%) and accessed free foodstuffs (42%), free medical services and advice (37%), as well as accepting free clothing and footwear (23%).

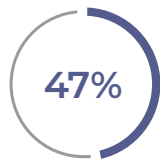
9% of the surveyed declared that they had stayed at reception points since their arrival in Poland, and 3% took advantage of free psychological counselling. More than half of the surveyed said they had received aid from private persons (66%), of which 39% frequently. Almost all the interviewed (96%) were of the opinion that the help that they were receiving was useful.



free rail / bus transport



free transfer in a vehicle owned by private person



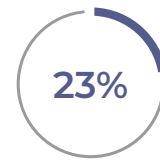
overnight stay at a collective assistance facility



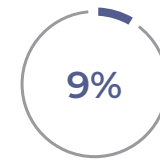
free foodstuffs



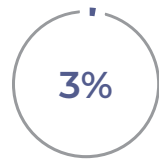
free medical services / advice



free clothing / footwear



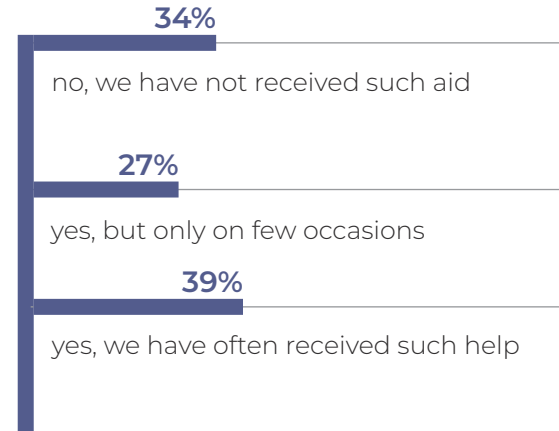
overnight stay at reception point



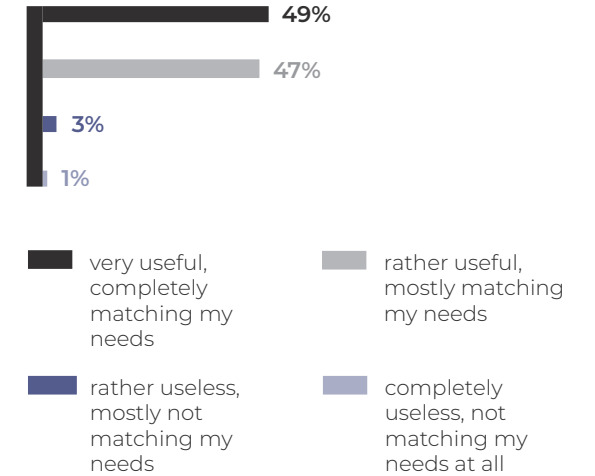
free psychological counselling

N~312 (all respondents)

### Since your arrival in Poland, have you or your family members received any kind of aid or assistance from private persons?



### How do you generally appraise assistance that you have been receiving since your arrival in Poland? To what extent has it been useful and has matched your needs?



### What forms of assistance have you been using since your arrival in Poland?

multiple choice question





# Sources of information about available assistance

More than half of the respondents (62%) were in touch with Ukrainian friends to learn about available assistance in their place of residence. The surveyed were also browsing Ukrainian social media for this purpose (42%). Some other popular sources of information were Polish NGOs and volunteers (34%), contacts with Poles (29%), information points in public offices (20%), or Ukrainian organisations and associations (15%).

The great majority of the respondents (85%) felt well informed about aid that they could obtain in the place of residence.

N~312 (all respondents)

## 62%

in April 2022, Ukrainian friends were the main source of information about where and how to obtain aid in Rzeszów



## Where do you mainly find out about assistance that you can obtain in the place where you are currently staying?

multiple choice question





# Refugees' main needs and concerns

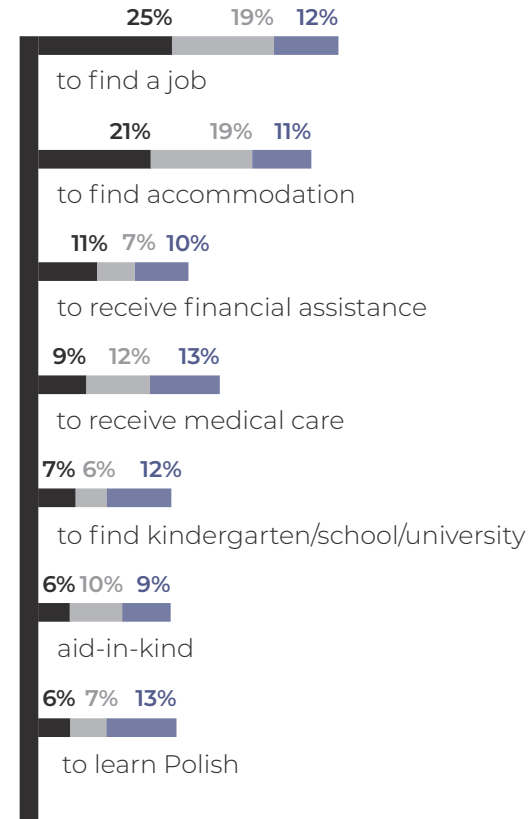
The surveyed refugees from Ukraine most often indicated support in finding a job as the most important form of assistance needed in their current situation in Poland (25%). Other important forms of assistance reported by the surveyed concerned accommodation (21%), financial support (11%), and medical care (9%).

The refugees surveyed in Rzeszów were most concerned about being unable to find a job or losing their current job (47%). Almost as often, the respondents reported feeling anxiety about inadequate Polish language skills (37%) as well as illness and deterioration of their health status (33%). Also, 33% of them were afraid of the worsening of their financial situation, 22% of losing their current accommodation, and 20% of loneliness and social isolation.

- most important assistance n=286
- second most important assistance n=207
- third most important assistance n=168

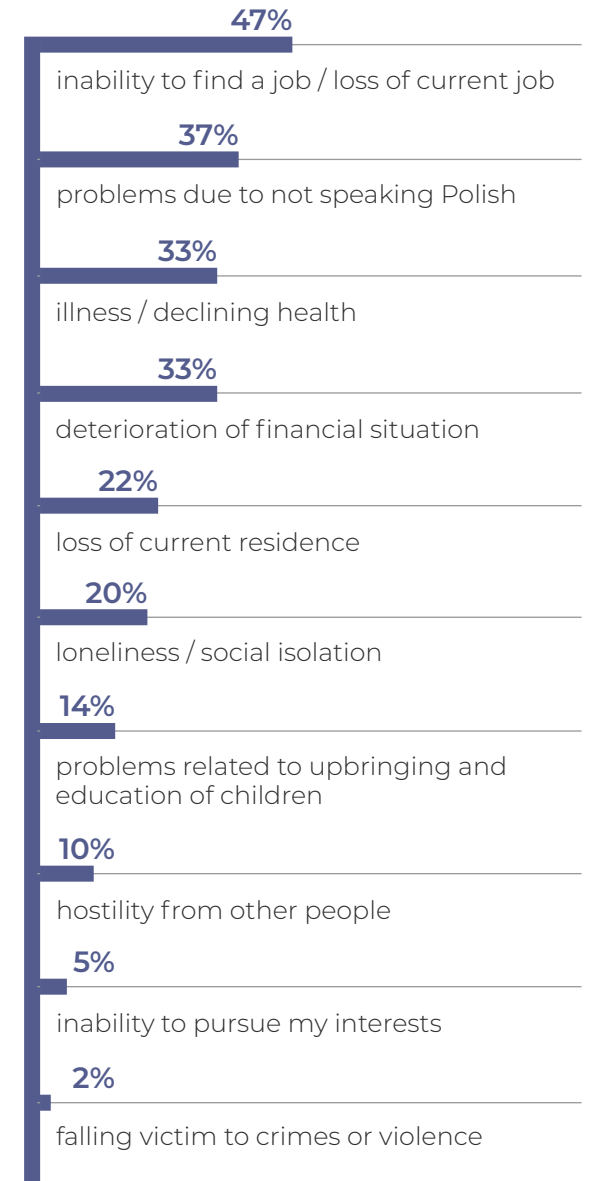
## What kind of help and support do you need most in your current situation in Poland?

main forms of assistance with min. 3% of answers



## What are your greatest concerns about living in Poland?

N=305, multiple choice question





## Relations with Poles

Almost all the surveyed who received a PESEL number in Rzeszów (95%) reported that they had not experienced dislike or lack of kindness from Poles. Only 4% of them pointed out that they had experienced such attitudes but rarely; only 1% of the respondents complained about reluctance or unkind behaviours more often.

96% of the respondents trusted unknown Poles; 35% of this figure definitely trusted and 62% rather trusted them.

At the end of April 2022,

# 95%

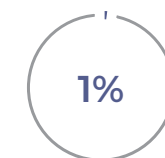
of the respondents did not report Poles' dislike

**Do you generally trust Polish strangers that you are meeting these days?**

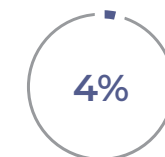
96%

% of resp. **I TRUST THEM**  
(total responses for "I definitely trust" and "I rather trust")

**During your stay in Poland, have Poles shown dislike or lack of kindness to you or your relatives?**



yes, we have often experienced such reactions



yes, but only on few occasions



no, we have not actually experienced such reactions



# Future plans

66% of the refugees interviewed in April said that they were planning to return to Ukraine after the war; of this figure, 40% wanted to return immediately after the end of hostilities and 26% intended to do so after a few months. 19% of the respondents planned to stay in Poland for at least a year. The smallest share of the new PESEL holders in Rzeszów (3%) planned to leave for another country.

The interviewed most often did not intend to move to another place in the near future (43%). The second largest group of the surveyed (31%) did not have any specific plan.

At the end of April 2022,

# 40%

of the refugees planned to return to Ukraine immediately after the war

# 26%

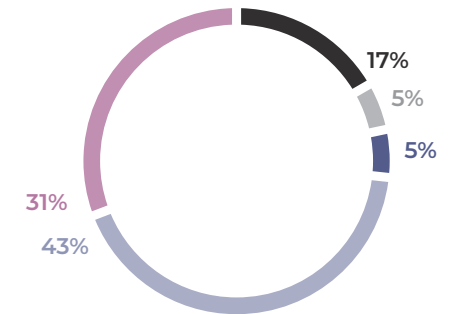
of the refugees intended to wait a few months


## After the cessation of hostilities in Ukraine, do you intend to...?



## Do you intend to move to another apartment/premises in the near future?

- yes, but within my current locality
- yes, to another town/city in Poland
- yes, to another country
- no, I do not intend to move to another apartment/premises
- hard to say





Results for UMP Cities  
Szczecin





# Profile of refugees from Ukraine applying for a PESEL number in Szczecin

The refugees from Ukraine who applied for a PESEL number in Szczecin in April were mainly women (93%), most often between 25 and 44 years of age (60%). 69% of the respondents did not speak Polish at all, and 15% were elementary and intermediate users of Polish.

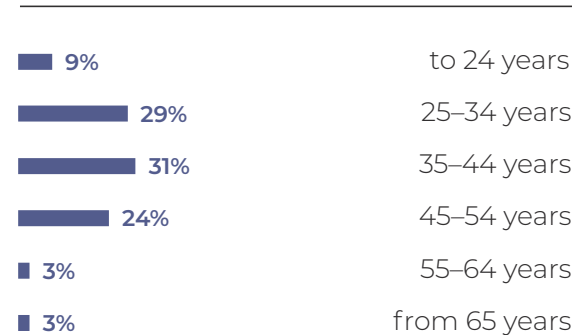
1% of the respondents spoke Polish fluently. The refugees most often had secondary education (41%). Every fourth of the newcomers (25%) had primary or lower secondary education, and 22% had a university degree.

N~264 (all respondents)

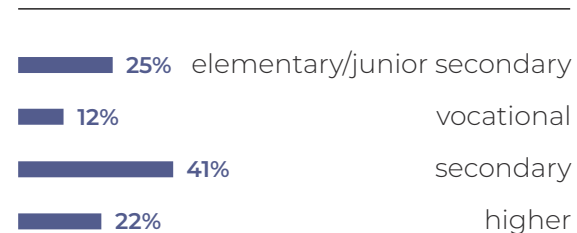
## Gender:



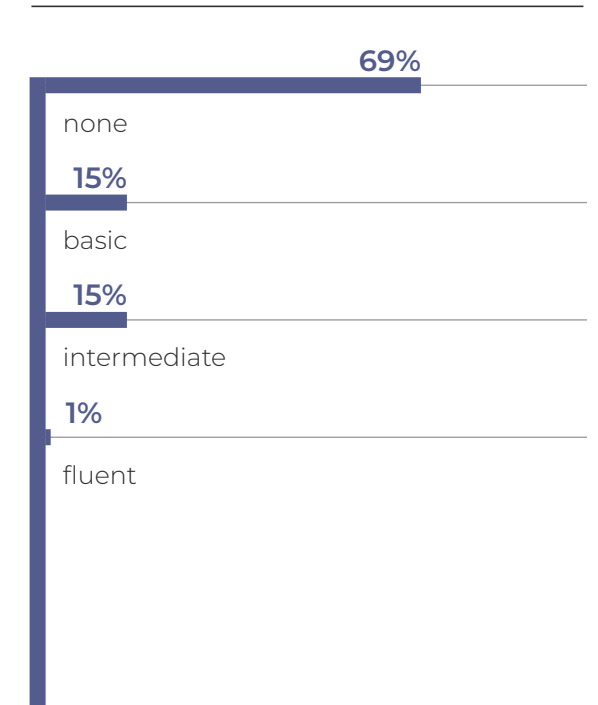
## Age:



## Education:



## Knowledge of the Polish language:





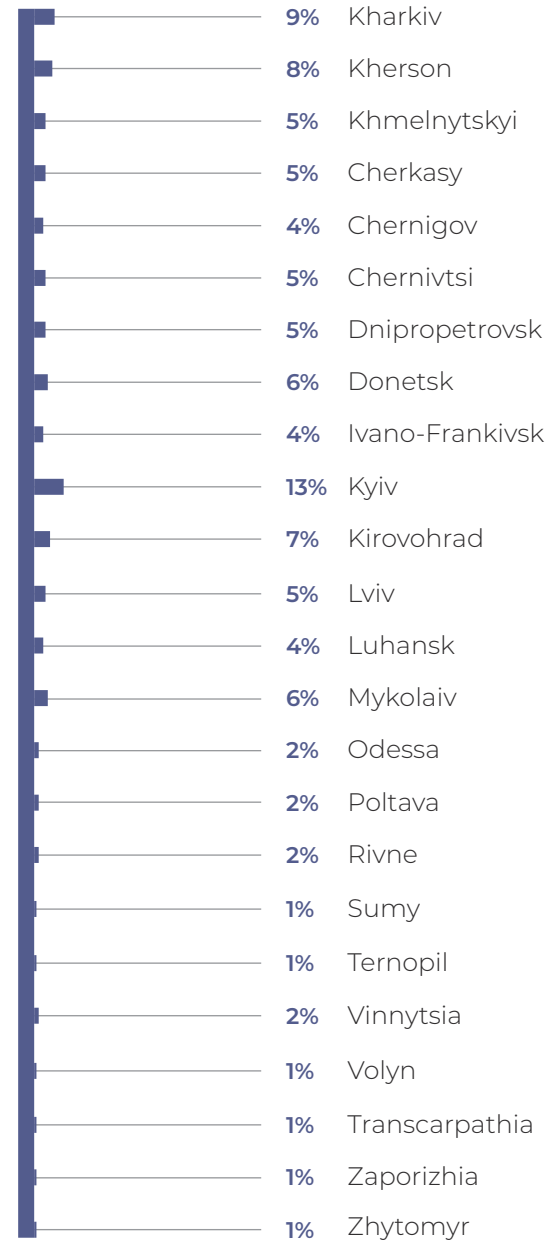
# Origin

The largest group assigned PESEL numbers in Szczecin came from the Kiev (18%), Kharkiv (14%), and Kherson (8%) regions. A region-by-region analysis of the results showed that the largest share of the newcomers came from the central and south-east regions (38%). The third largest number of Szczecin-based refugees were the inhabitants of the north-east region of Ukraine.

New PESEL number holders in Szczecin came from the following Ukrainian regions:

13%	Kyiv
9%	Kharkiv
8%	Kherson

Which Ukrainian region (oblast) did you live in permanently before coming to Poland?



## Region of domicile in Ukraine:





# Entry into Poland

The new PESEL holders from Ukraine in Szczecin (36%), most often came to Poland alone. Almost every third of the interviewed people (30%) came with a minor child. Parents of children aged below 6 came with one child on average. A similar figure was reported for parents of children aged 7–17. 27% of the respondents came with their spouses or partners.

The largest group of Szczecin-based refugees in late April (31%) were those who came to Poland after 1 April 2022. 21% of the Ukrainian nationals surveyed in Szczecin came to Poland in the first days of the war.

# 36%

of the surveyed came to Poland alone

# 31%

at the end of April 2022, among those applying for PESEL numbers in Szczecin, those who came after 1 April were the largest group

## Who did you come to Poland with?

multiple choice question

36%

I came alone

30%

with my underage (under 18) child/children

1,0

aver. no. of children up to 6

1,3

aver. no. of children aged 7–17

27%

with my husband/wife/partner

9%

with my adult child/children

7%

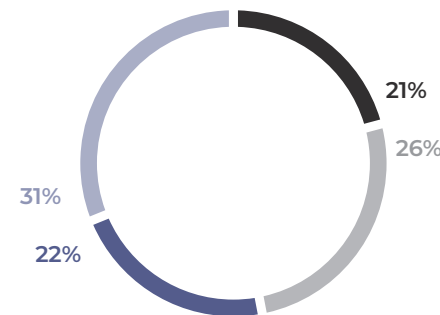
with my parent/parents

4%

with (an)other family member(s)

## When did you come to Poland?

- between 24 and 28 February 2022
- between 16 and 31 March 2022
- between 1 and 15 March 2022
- 1 April 2022 or later





# Place of stay and housing situation

The refugees from Ukraine who received a PESEL number in Szczecin in April were most often occupying apartments of their friends or family from Ukraine (37%); they were also staying in private premises of Polish owners, with the hosts (36%). Almost all the Ukrainian nationals who applied for a PESEL number in Szczecin (98%) were living in the city at the same time.

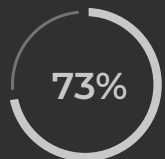
In the case of 41% of Szczecin-based Ukrainian refugees, their Ukrainian friends living in Poland helped them find accommodation before they even left Ukraine; 27% of the surveyed resorted to assistance provided by unknown Poles. 73% of the surveyed refugees from Ukraine declared that they were paying a fee for premises in which they were accommodated.

Are you staying in the city in which you are applying for a PESEL number?



YES

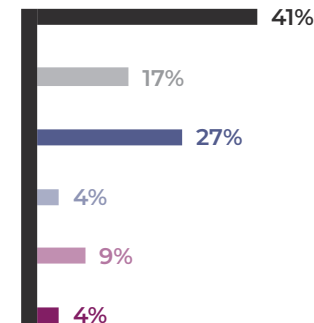
Are you paying for your current accommodation?



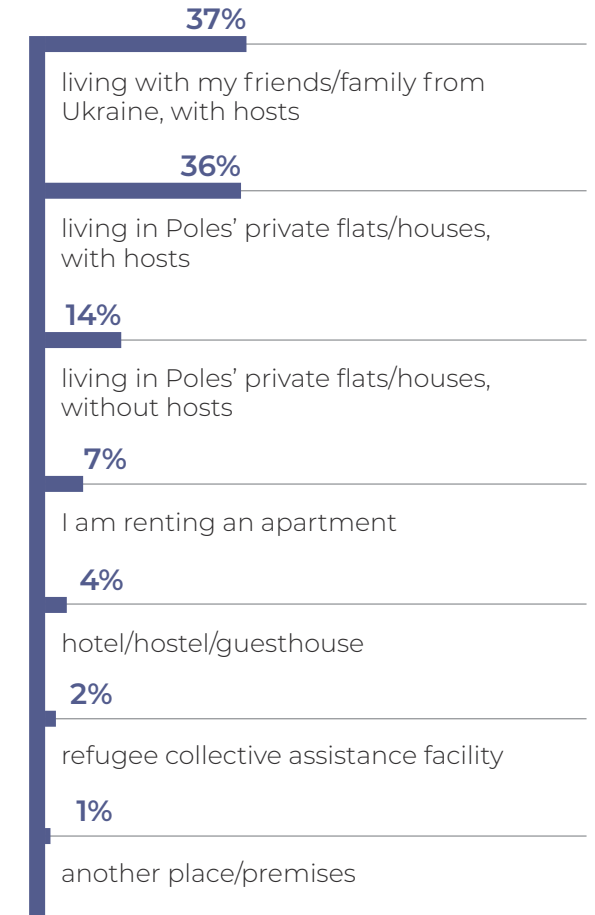
YES

N~264 (all respondents)

## Did anyone help you find your current accommodation before your arrival in Poland?



## Where are you staying now?





# Financial standing

Half of the surveyed Ukrainian nationals (50%) were living off their own income and savings. Every fourth respondent (25%) relied on money received from Poles and less often on cash provided by their Ukrainian family living in Poland (18%) or the Polish authorities (11%).

Most of the respondents (41%) admitted that they were living modestly and had to be very economical on a daily basis. 30% of the surveyed refugees had an average standard of living; they were able to satisfy their daily needs but had to save for major purchases. 22% of the respondents said that they were impoverished and did not have enough funds to satisfy the basic needs. 7% of the surveyed described their standard of living as good and allowing them to go on without having to economise.

## What are your current sources of income? How are you making a living?

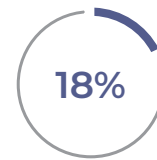
multiple choice question



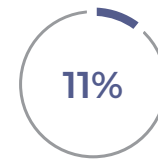
own income / savings



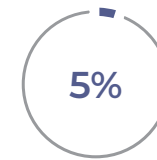
money from Poles



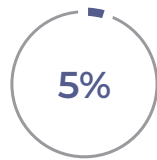
money from family living in Poland



money from Polish authorities



money from aid organisations

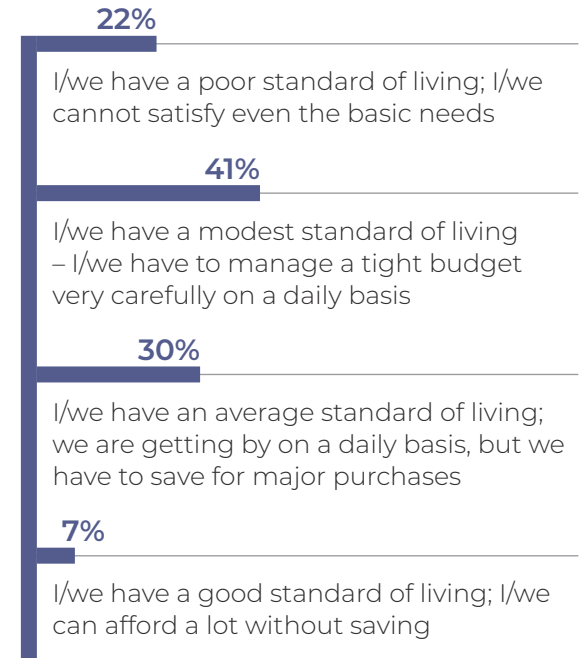


money from other sources

## Which of the following statements best describes your current situation and the situation of the persons who came with you to Poland?

**The surveyed Ukrainian nationals were most often making a living thanks to:**

- 50% own income or savings
- 25% money received from Poles





# Employment prospects

The largest group of the Ukrainian nationals applying for PESEL in Szczecin in April were working for Polish employers but in a different job than in Ukraine (38%). Every fifth respondent (20%) was still working remotely for an employer based on Ukraine or continued to run their business online. 16% of the surveyed were working for Polish employers in the same or similar professions as in Ukraine. In total, more than half of the

respondents (54%) had already been hired by Polish employers.

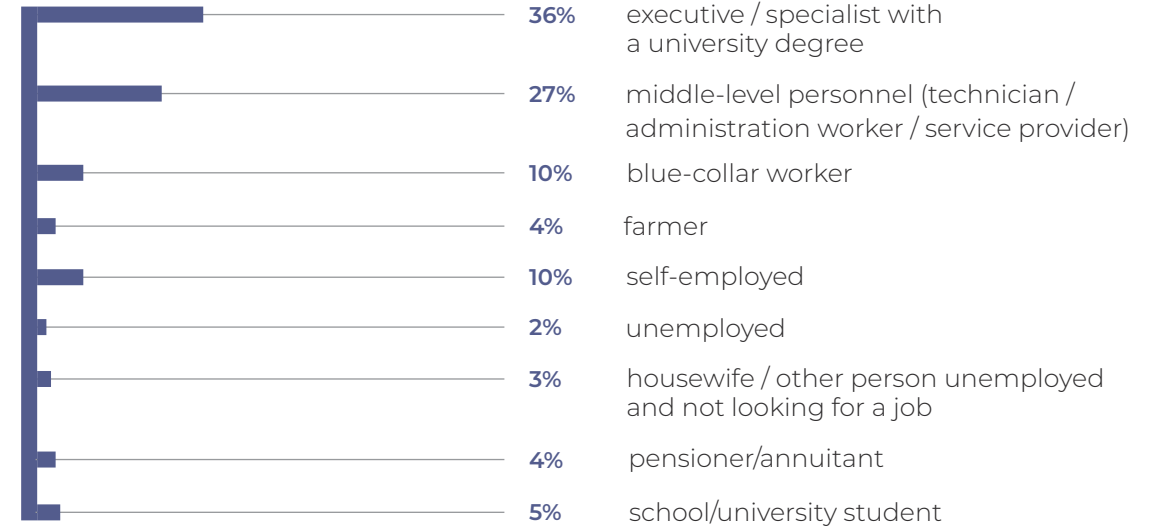
The highest share of the surveyed (36%) had worked in managerial positions or as educated specialists before leaving Ukraine; 27% of the respondents had been middle-level personnel (technicians, administrative staff, service providers); every tenth (10%) had been a blue-collar worker.

# 36%

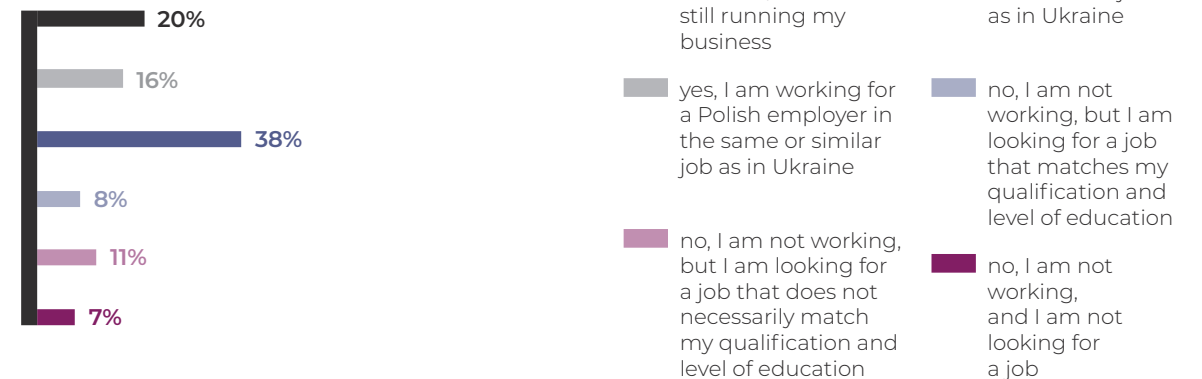
in April 2022, the largest professional group among the Ukrainian respondents in Szczecin were managers / specialists with a university degree

N~264 (all respondents)

## What was your employment situation before leaving Ukraine?



## Are you working currently?





# Use of childcare and education

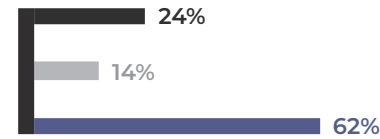
In April, most of the children under 7 who were guarded by Szczecin-based respondents holding a PESEL number (62%) were attending nurseries or kindergartens for free. Almost a quarter of the respondents with children of that age (24%) were not sending them any such institution; 14% admitted that their children were attending paid nurseries or kindergartens.

Speaking of younger children at school age (7-14), 49% of them were learning in Polish schools while continuing education in Ukrainian schools online; 24% of children at this age were attending Polish schools only; 12% were only in Ukrainian schools (online

classes). 16% of the surveyed declared that their children at school age were not attending any Polish or Ukrainian school.

The situation was fairly similar among older children at school age (15-18). Four out of ten of the interviewed (39%) admitted that their children were going to Polish schools and, at the same time, were learning in Ukrainian schools online. Almost one third of them (31%) were only enrolled in Polish schools, and 14% of the respondents' children were only studying via the Internet in Ukrainian schools. Children of 17% of the respondents were not enrolled in any school at all.

## Are your children under 7 attending nursery/kindergarten in Poland?

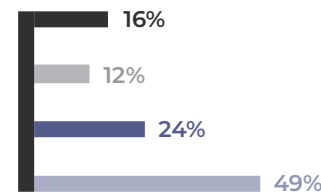


N=104 (parents/guardians of children under 7), multiple choice question

- no, they are not attending any nursery or kindergarten
- yes, they are attending nursery/kindergarten that we are paying for
- yes, they are attending nursery/kindergarten for free

## Are your children aged 7-14 going to school?

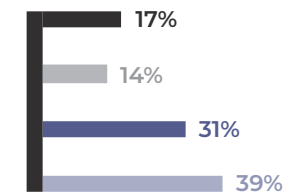
N=103 (parents/guardians of children aged 7-14), multiple choice question



- no, they are not attending Polish or Ukrainian school (online classes)
- no, they are attending only Ukrainian school (online classes)
- yes, they are attending Polish school
- yes, they are attending Polish school and Ukrainian school (online classes)

## Are your children aged 15-18 going to school?

N=95 (parents/guardians of children aged 15-18), multiple choice question



- no, they are not attending Polish or Ukrainian school (online classes)
- no, they are attending only Ukrainian school (online classes)
- yes, they are attending Polish school
- yes, they are attending Polish school and Ukrainian school (online classes)



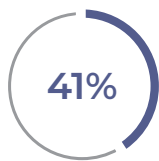
# Aiding Ukrainian Refugees

The Ukrainian refugees surveyed in Szczecin were most often seeking ways to receive free foodstuffs (60%). Equally often, they took advantage of free travel in private cars and free clothing or footwear (41% and 40%, respectively). More than a third of the respondents (34%) took advantage of free rail or bus transport; 16% stayed overnight at collective assistance facilities; 13% accessed free medical services and stayed at reception points; and 12% used free psychological counselling.

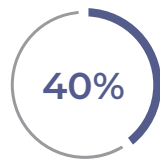
In total, 83% of the surveyed refugees declared that since their arrival in Poland, they had received various types of aid and assistance from private persons (46% of them frequently). Nine out of ten respondents (90%) had a good opinion about provided aid; 51% believed that it was very useful and corresponding to their needs.



free foodstuffs



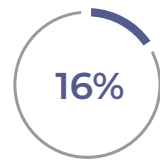
free transfer in a vehicle owned by private person



free clothing / footwear



free rail / bus transport



overnight stay at a collective assistance facility



free medical services / advice

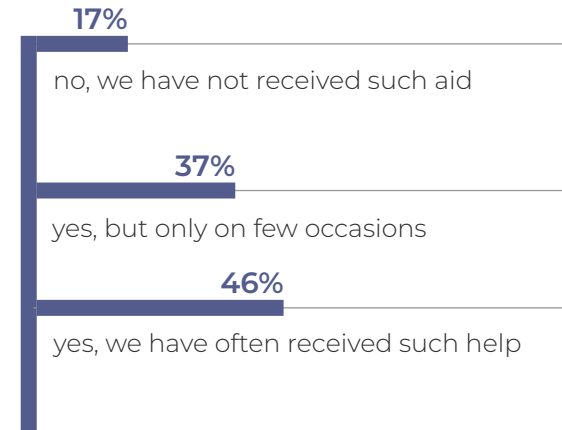


overnight stay at reception point

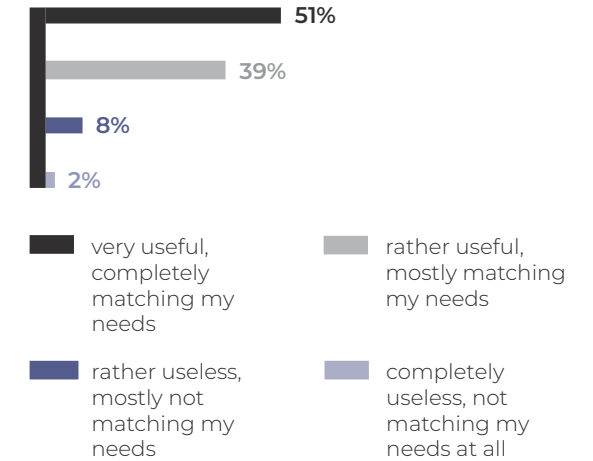


free psychological counselling

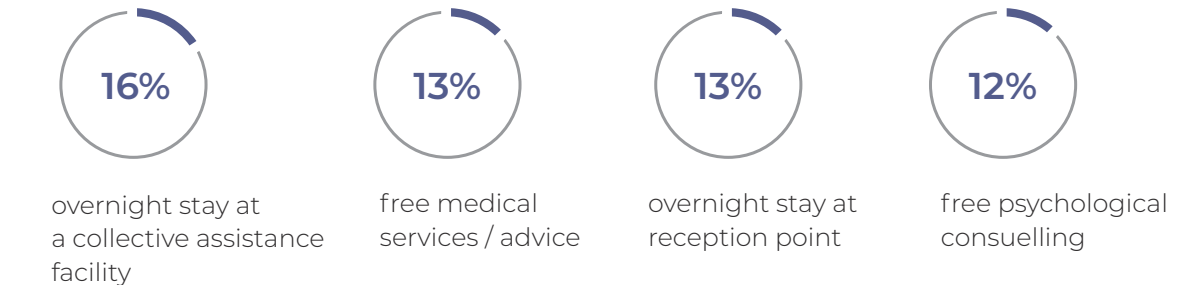
### Since your arrival in Poland, have you or your family members received any kind of aid or assistance from private persons?



### How do you generally appraise assistance that you have been receiving since your arrival in Poland? To what extent has it been useful and has matched your needs?



### What forms of assistance have you been using since your arrival in Poland?







# Sources of information about available assistance

Half of the respondents (49%) used contacts with Ukrainian friends to learn about available assistance in their place of residence. Other useful sources of information were also social media in Ukrainian and contacts with Polish friends (32% each). One fifth of the respondents (20%) were seeking information in the Polish mass-media and 14% in social media in Polish. Others found out about aid options from a helpline, Polish NGOs, leaflets and posters (8% each).

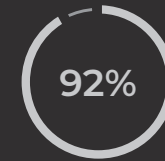
The vast majority of the surveyed (92%) felt well informed about help available in their current place of residence.

# 49%

in April 2022, Ukrainian friends were the main source of information about where and how to obtain aid in Szczecin

N~264 (all respondents)

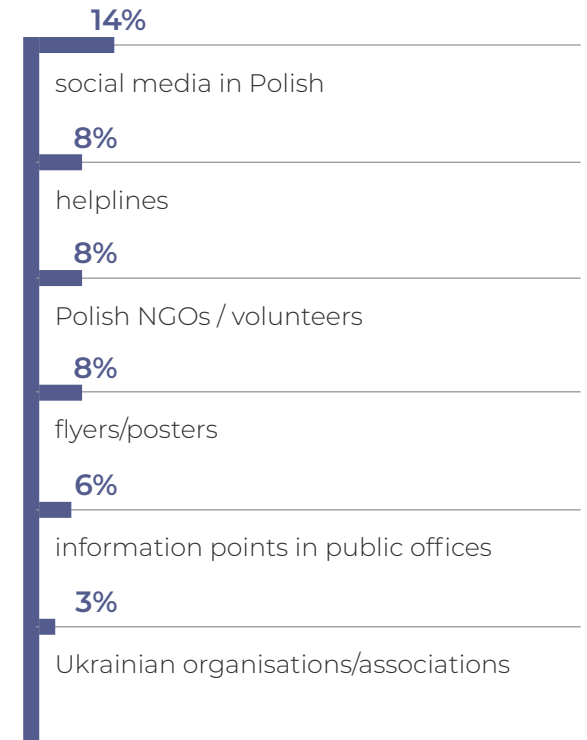
Do you feel well informed about aid and assistance opportunities that you can access in the city where you are currently staying?



**% of resp. YES**  
(total for "definitely yes" and "rather yes")

## Where do you mainly find out about assistance that you can obtain in the place where you are currently staying?

multiple choice question





# Refugees' main needs and concerns

The surveyed refugees from Ukraine most often indicated support in finding a job as the most important form of assistance needed in their current situation in Poland (39%). Support in finding a flat (28%) and aid-in-kind in the form of clothing, medicines, or foodstuffs (24%) also proved important. Medical care was also mentioned as an important form of assistance (4%). Helping out with finding a job was reported as the second most important need in the current life situation (30%), followed by medical care (19%), finding a flat (17%), aid-in-kind – clothes, medicines, or food (14%), and learning Polish (10%).

The refugees surveyed in Szczecin were most concerned about losing their current accommodation (44%) and deteriorating financial standing (39%). One third of them (32%) feared illness or poor health. The refugees are equally concerned about finding no job or losing their current job as well as about insufficient knowledge of Polish (24% and 22%, respectively). Every fifth respondent (19%) was worried about the upbringing and education of their children.

- most important assistance n=192
- second most important assistance n=96
- third most important assistance n=29

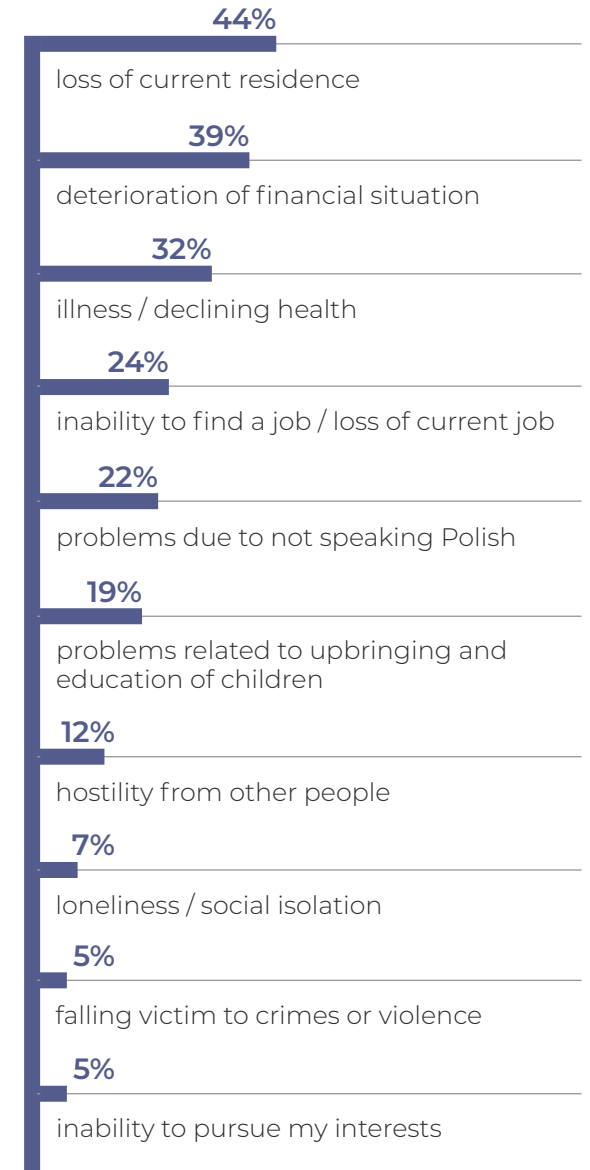
## What kind of help and support do you need most in your current situation in Poland?

main forms of assistance with min. 3% of answers



## What are your greatest concerns about living in Poland?

N=264 multiple choice question



\* results for n < 60 should be interpreted cautiously



# Relations with Poles

65% of the new PESEL holders in Szczecin said that they had experienced dislike or unkind attitudes of Poles; 27% of them were facing such situations frequently and 38% rarely. 35% of the surveyed did not experience any such behaviours on the part of Poles.

81% of the surveyed trusted unknown Poles whom they were meeting; of this figure, 35% definitely trusted and 46% rather trusted Poles.

At the end of April 2022,

# 35%

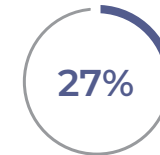
of the respondents did not report Poles' dislike

### Do you generally trust Polish strangers that you are meeting these days?

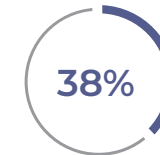
81%

% of resp. **I TRUST THEM**  
(total responses for "I definitely trust" and "I rather trust")

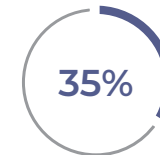
### During your stay in Poland, have Poles shown dislike or lack of kindness to you or your relatives?



yes, we have often experienced such reactions



yes, but only on few occasions



no, we have not actually experienced such reactions



# Future plans

68% of the refugees interviewed in April said that they were planning to return to Ukraine after the war; of this figure, 38% wanted to return immediately after the end of hostilities and 30% intended to do so after a few months. 14% of the respondents planned to stay in Poland for at least a year. The smallest share of the new PESEL holders in Szczecin (7%) planned to leave for another country.

Nearly seven out of ten respondents (68%) intended to change their place of residence in the near future. 31% were looking for accommodation in their current locality and 20% in another place in Poland. 17% of the respondents intended to move abroad.

At the end of April 2022,

# 38%

of the refugees planned to return to Ukraine immediately after the war

# 30%

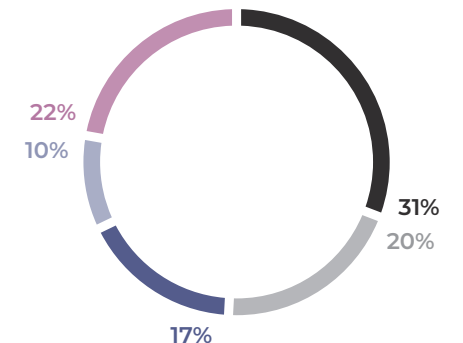
of the refugees intended to wait a few months


## After the cessation of hostilities in Ukraine, do you intend to...?



## Do you intend to move to another apartment/premises in the near future?

- yes, but within my current locality
- yes, to another town/city in Poland
- yes, to another country
- no, I do not intend to move to another apartment/premises
- hard to say





Results for UMP Cities  
**Warsaw**



# Profile of refugees from Ukraine applying for a PESEL number in Warsaw

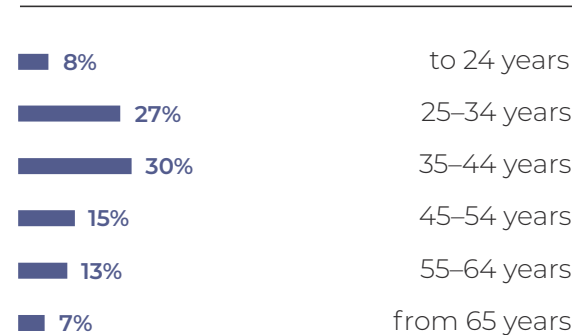
The refugees from Ukraine who applied for a PESEL number in Warsaw in April were mainly women (91%), most often up to 44 years of age (65%). 29% of the them were able to speak the Polish language at a basic level, while as many as 59% could not speak

it at all. 10% of the surveyed declared an advanced level of Polish, and only 2% spoke it fluently. The surveyed refugees reported having higher (44%) and secondary education (34%).

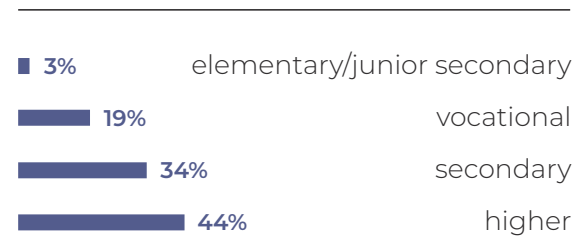
## Gender:



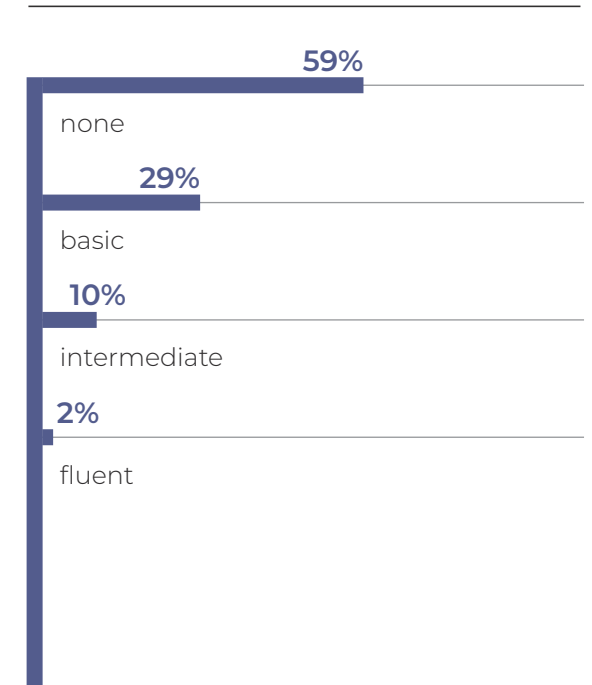
## Age:



## Education:



## Knowledge of the Polish language:





# Origin

The largest group assigned PESEL numbers in Warsaw came from the Kiev (18%) and Kharkiv (10%) regions.

A region-by-region analysis of the results showed that the largest share of the newcomers (29%) came from the central region, 25% from the south-east of Ukraine, and one fifth (21%) from the north-east.

**New PESEL number holders in Warsaw came from the following Ukrainian regions:**

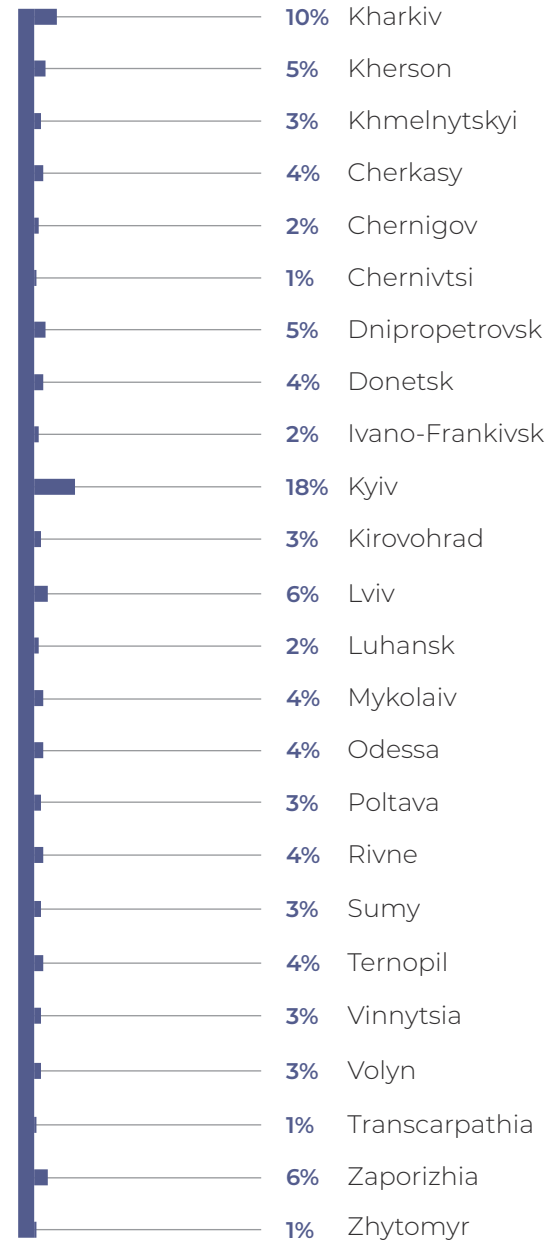
**18%**

Kyiv

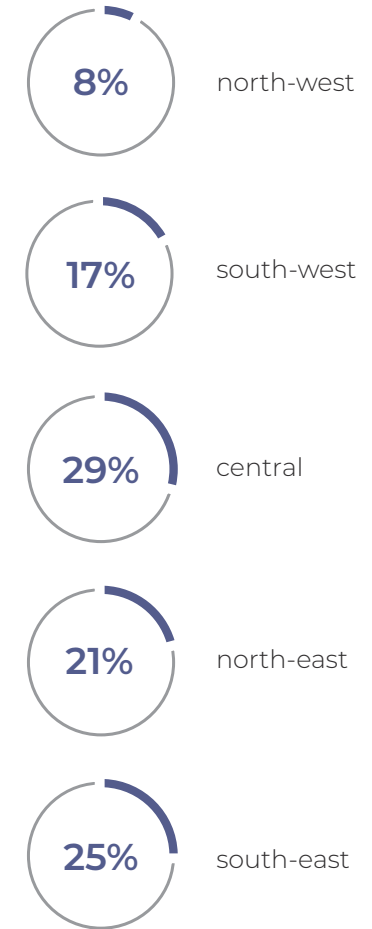
**10%**

Kharkiv

**Which Ukrainian region (oblast) did you live in permanently before coming to Poland?**



## Region of domicile in Ukraine:





# Entry into Poland

The refugees from Ukraine who received their PESEL in Warsaw most often came to Poland with their minor children (51%). Parents of children aged below 6 came with one child on average. A different trend was seen among parents of children aged 7-17. They brought two children aged 7-17 on average. 18% of the surveyed came to Poland alone.

The largest group of the respondents surveyed at the end of April in Warsaw came to Poland between 1 and 15 March 2022. In total, 61% of the interviewees crossed into Poland before 15 March.

# 51%

of the respondents came to Poland with minors

# 44%

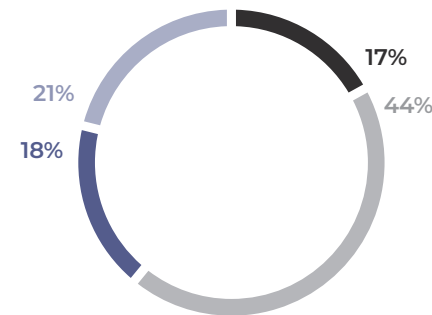
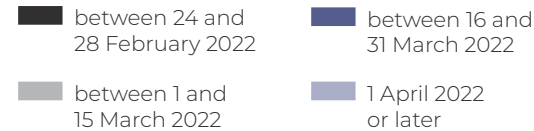
at the end of April 2022, among those applying for PESEL in Warsaw, the largest group was the refugees who came to Poland in the first half of March

N~494 (all respondents)

## Who did you come to Poland with?

multiple choice question

## When did you come to Poland?



# 51%

with my underage (under 18) child/children

1,2 | aver. no. of children up to 6

1,5 | aver. no. of children aged 7-17

# 18%

I came alone

# 16%

with (an)other family member(s)

# 12%

with my husband/wife/partner

# 11%

with my adult child/children

# 11%

with my parent/parents

# 5%

with my friend / friends

# 2%

with other people





# Place of stay and housing situation

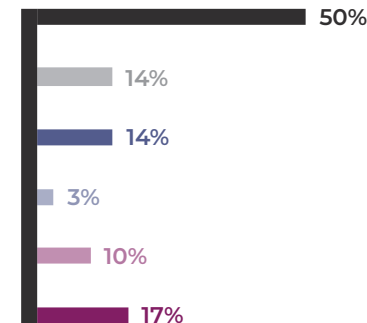
The surveyed refugees from Ukraine who received their PESEL number in Warsaw in April were most often sheltered by Poles, private persons, with (25%) or without (20%) the hosts living in. Almost all the Ukrainian citizens who were applying for a PESEL number in Warsaw were living in this city.

In the case of 50% of Warsaw-based Ukrainian refugees, their Ukrainian friends living in Poland helped them find accommodation prior to arrival; 14% of the respondents used the help of both unknown Poles and Polish friends (14% each). 41% of the surveyed refugees from Ukraine declared that they were paying a fee for premises in which they were accommodated.

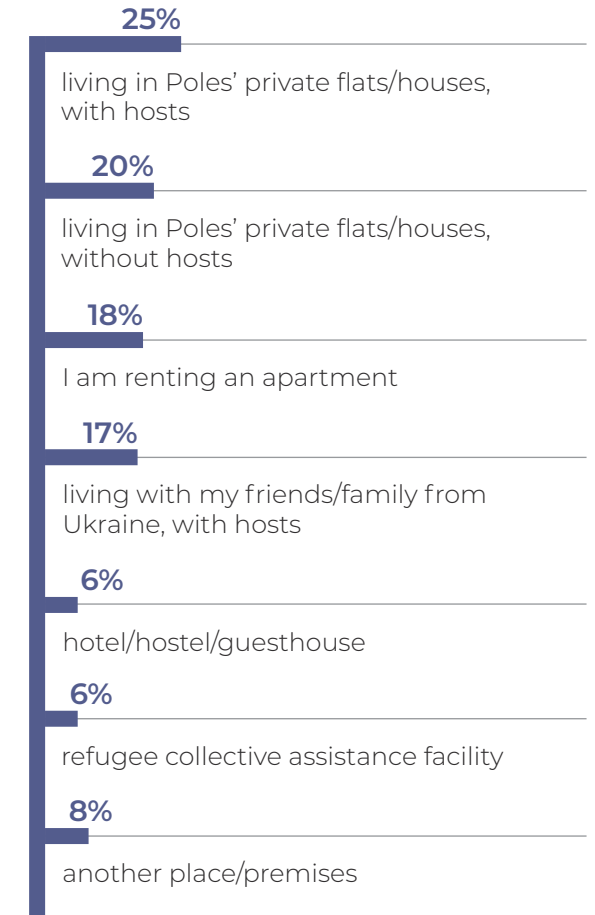


N~494 (all respondents)

## Did anyone help you find your current accommodation before your arrival in Poland?



## Where are you staying now?





# Financial standing

The surveyed Ukrainian nationals most often relied on their own income or savings (67%). Next, the respondents pointed to financial aid received from the Polish authorities (16%), family living in Poland (15%) and from other sources (14%). Every tenth was able to access funds donated by Poles and aid organisations (8% each).

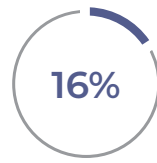
Most of the respondents admitted that they were living modestly and had to be very economical on a daily basis (67%). 16% of the refugees from Ukraine had an average standard of living: they were able to go on but were forced to live thriftily. Every tenth of the surveyed (10%) declared that they were able to afford a lot without having to economise first. In contrast, 7% of the respondents described their standard of living as poor; they were not able to satisfy even the basic needs.

## What are your current sources of income? How are you making a living?

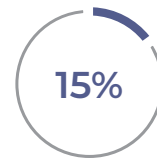
multiple choice question



own income / savings



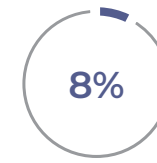
money from Polish authorities



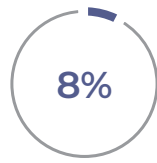
money from family living in Poland



money from other sources



money from Poles



money from aid organisations

N~494 (all respondents)

## Which of the following statements best describes your current situation and the situation of the persons who came with you to Poland?

**The surveyed Ukrainian nationals were most often making a living thanks to:**

- 67% own income or savings
- 16% funds received from the Polish authorities





# Employment prospects

The largest group of Warsaw-based new PESEL holders from Ukraine (35%) were not working but were looking for a job that was not necessarily corresponding to their qualifications and education. 19% of the surveyed were looking for a job compatible with their skills and education; 18% were unemployed and were not looking for a job. Data analysis shows that only 17% of the respondents were employed by Poles.

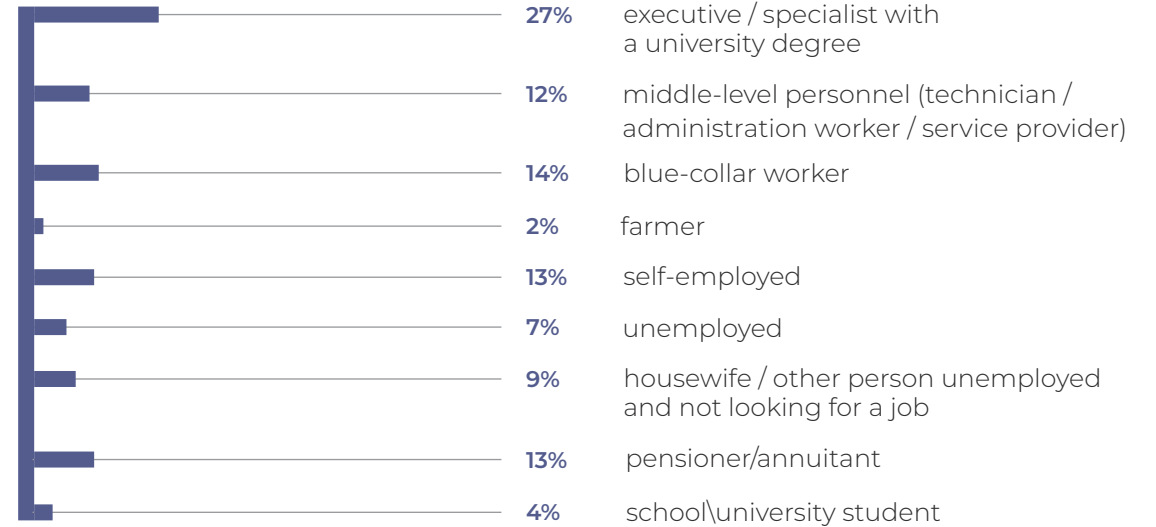
The largest share of the respondents (27%) had been employed as managers and educated specialists before leaving Ukraine. 14% of the respondents had been blue-collar workers. Fewer people admitted that they had been self-employed or had enjoyed the status of an old-age or disability pensioner before coming to Poland (13% each).

# 27%

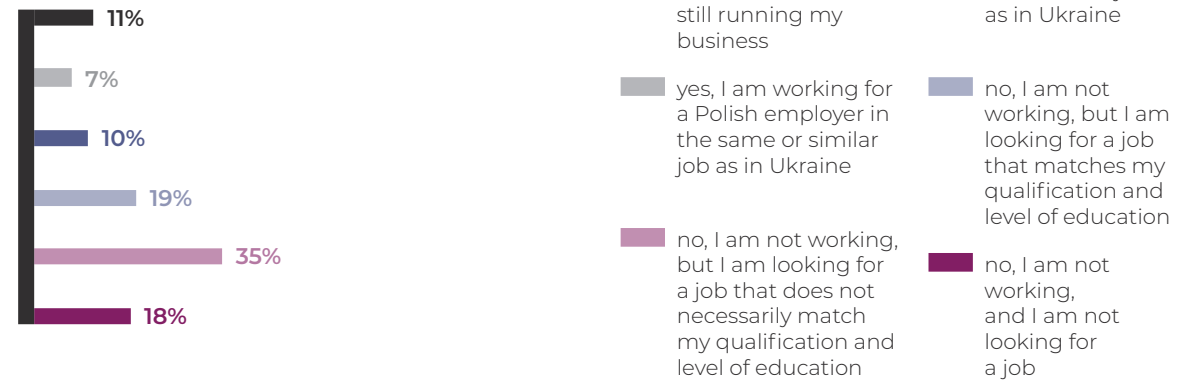
in April 2022, the largest professional group among the Ukrainian respondents in Warsaw were managers / specialists with a university degree

N~494 (all respondents)

## What was your employment situation before leaving Ukraine?



## Are you working currently?





# Use of childcare and education

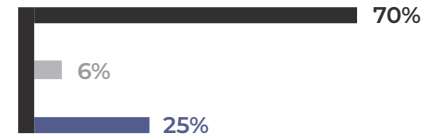
In April, most of the respondents' children under the age of 7 staying in Warsaw (70%) were not attending nurseries or kindergartens. Every fourth respondent (25%) with children of this age admitted that they were sending them to paid pre-schools institutions; 6% answered that their kinds were attending nurseries or kindergartens for free.

Speaking of younger children at school age (7-14), 43% of them were not attending Polish schools while continuing education in Ukrainian schools online. Almost one fifth of them (21%) were only enrolled in Polish schools, and 19% were learning in Polish and Ukrainian schools at the same time.

As reported by 18% of the surveyed, their children at school age were not attending any Polish or Ukrainian school.

The situation was somewhat different for older children at school age (15-18). Almost half of the respondents (48%) admitted that their children at this age were only attending online classes at Ukrainian schools; every third person (34%) said that their children were not enrolled in any school. Children of 11% of the respondents continued to attend Ukrainian schools via the Internet. In this age group, the lowest share (7%) were pupils who were attending only Polish schools.

## Are your children under 7 attending nursery/kindergarten in Poland?

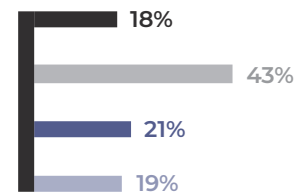


N=190 (parents/guardians of children under 7), multiple choice question

- no, they are not attending any nursery or kindergarten
- yes, they are attending nursery/kindergarten for free
- yes, they are attending nursery/kindergarten that we are paying for

## Are your children aged 7-14 going to school?

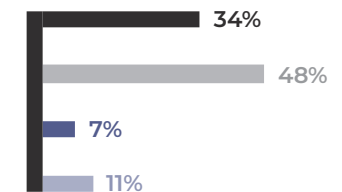
N=209 (parents/guardians of children aged 7-14), multiple choice question



- no, they are not attending Polish or Ukrainian school (online classes)
- no, they are attending only Ukrainian school (online classes)
- yes, they are attending Polish school
- yes, they are attending Polish school and Ukrainian school (online classes)

## Are your children aged 15-18 going to school?

N=106 (parents/guardians of children aged 15-18), multiple choice question



- no, they are not attending Polish or Ukrainian school (online classes)
- no, they are attending only Ukrainian school (online classes)
- yes, they are attending Polish school
- yes, they are attending Polish school and Ukrainian school (online classes)

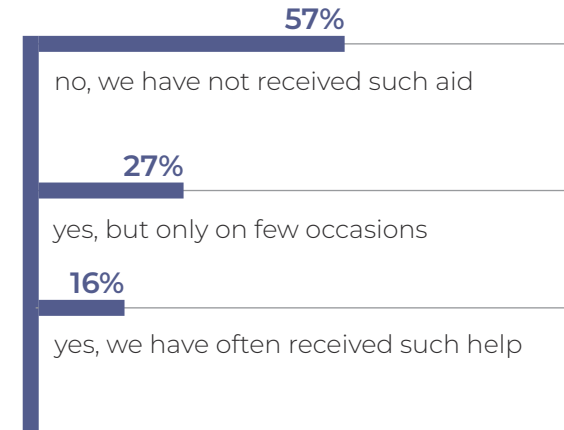


# Aiding Ukrainian Refugees

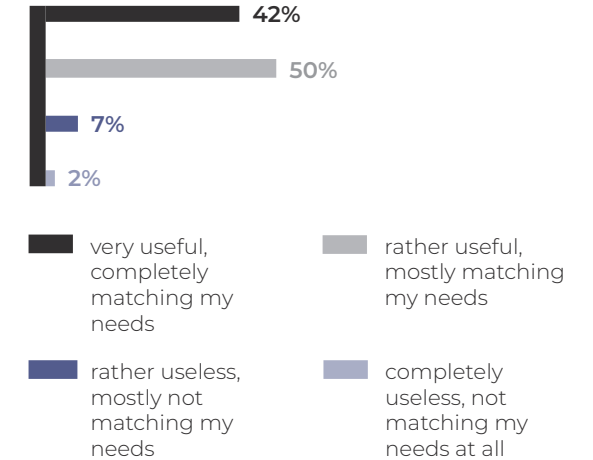
Warsaw-based refugees from Ukraine receiving a PESEL number were using free rail or bus transport most frequently (78%). Four out of ten respondents (40%) were getting free foodstuffs and every third (33%) free clothing or footwear. The respondents also accessed free medical advice (25%), used reception points (10%) and collective assistance facilities as shelter (8%), did not refuse free transfer in private vehicles (7%) and free psychological counselling (6%).

More than half of the surveyed refugees (57%) declared that they had not received any help from private persons since their entry into Poland. Nearly three out of ten respondents (27%) admitted that they had received such help but rarely. Still, 92% of the surveyed regarded aid and assistance that they had been receiving since their arrival in Poland as useful.

### Since your arrival in Poland, have you or your family members received any kind of aid or assistance from private persons?



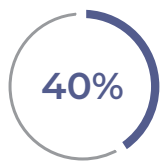
### How do you generally appraise assistance that you have been receiving since your arrival in Poland? To what extent has it been useful and has matched your needs?



### What forms of assistance have you been using since your arrival in Poland?



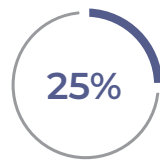
free rail / bus transport



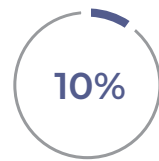
free foodstuffs



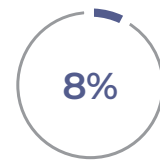
free clothing / footwear



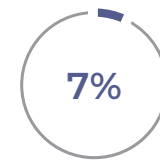
free medical services / advice



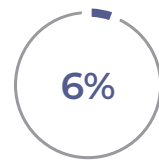
overnight stay at reception point



overnight stay at a collective assistance facility



free transfer in a vehicle owned by private person



free psychological counselling



# Sources of information about available assistance

The vast majority of the surveyed were in touch with Ukrainian friends (53%) or accessed social media in Ukrainian (42%) to learn about aid available in their locality. Every fourth of them (24%) established contacts with Poles for this purpose, and every fifth (19%) used the help of Polish NGOs.

Most of the respondents (63%) felt well informed about assistance that they could get in the current place of residence.

## 53%

in April 2022, Ukrainian friends were the main source of information about where and how to obtain aid in Warsaw

N~494 (all respondents)

Do you feel well informed about aid and assistance opportunities that you can access in the city where you are currently staying?



**% of resp. YES**  
(total for "definitely yes" and "rather yes")

Where do you mainly find out about assistance that you can obtain in the place where you are currently staying?

multiple choice question





# Refugees' main needs and concerns

The surveyed refugees from Ukraine most often indicated support in finding accommodation as the most important form of assistance needed in their current situation in Poland (28%). Other important forms of assistance declared by the interviewees concerned finding a job (25%) and aid-in-kind (17%). Finding a job was the second most sought-after form of help (28%). The third most urgent need was

to find way to have children admitted to school, kindergarten or university (16%).

The refugees surveyed in Warsaw were most afraid of poor health status (55%) as well as the worsening financial standing (48%). Nearly four out of ten refugees (37%) feared the loss of accommodation, and 31% were anxious about losing their current job.

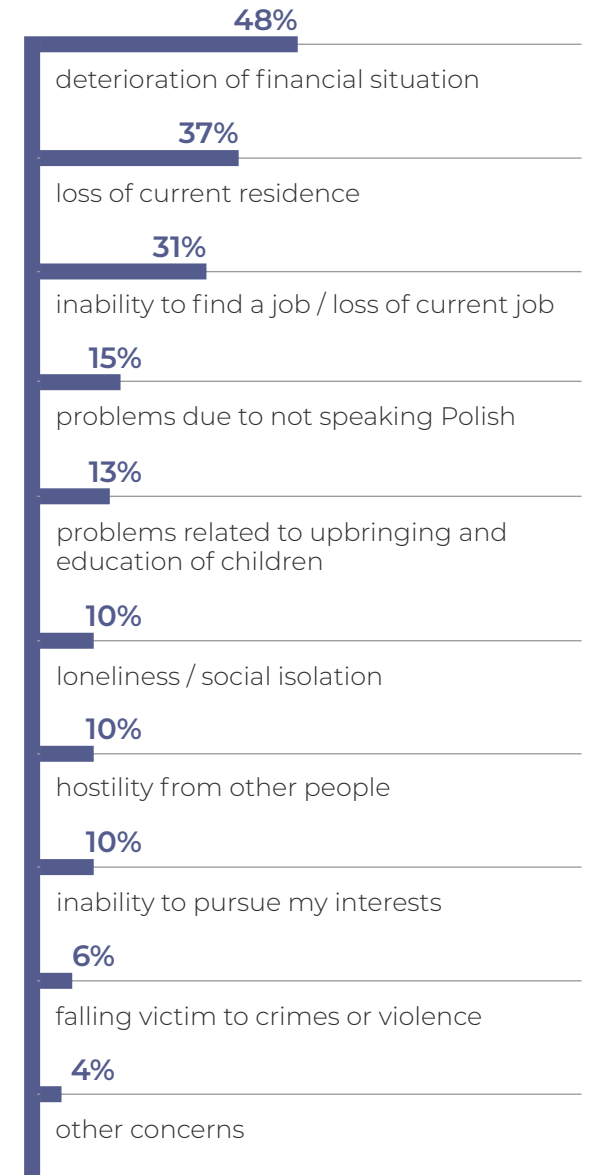
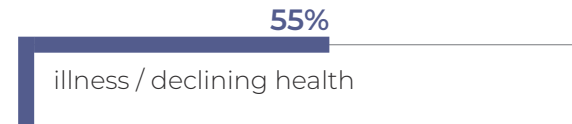
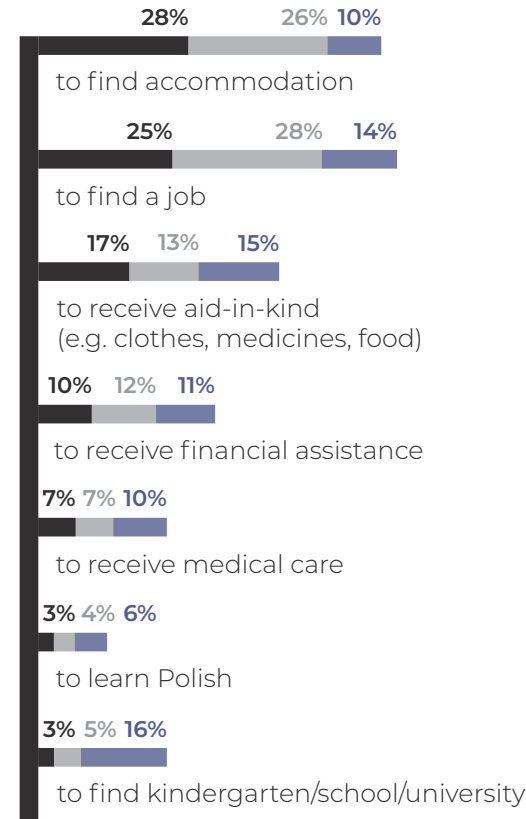
## What are your greatest concerns about living in Poland?

N=475, multiple choice question

- most important assistance n=354
- second most important assistance n=226
- third most important assistance n=112

## What kind of help and support do you need most in your current situation in Poland?

main forms of assistance with min. 3% of answers





# Relations with Poles

The vast majority of the Ukrainian nationals holding PESEL in Warsaw (87%) reported that they had not experienced dislike of unkind attitudes on the part of Poles; 16% experienced such situations but they were few. Only 3% of the interviewed reported that they were frequently facing negative reactions of Poles. 84% of the respondents trusted unknown Poles; 21% of this figure definitely trusted and 62% rather trusted them.

At the end of April 2022,

# 81%

of the respondents did not report Poles' dislike

### Do you generally trust Polish strangers that you are meeting these days?

84%

% of resp. **I TRUST THEM**  
(total responses for "I definitely trust" and "I rather trust")

### During your stay in Poland, have Poles shown dislike or lack of kindness to you or your relatives?







# Future plans

60% of the refugees interviewed in April said that they were planning to return to Ukraine after the war; of this figure, 43% wanted to return immediately after the end of hostilities and 17% intended to do so after a few months. 13% of the respondents planned to stay in Poland for at least a year. The smallest share of the new PESEL holders in Warsaw (6%) planned to leave for another country.

The surveyed were mostly unable to define their plans as to changing their place of stay in the near future (46%). However, those who had some plans most often intended to stay in the city (24%).

At the end of April 2022

# 43%

of the refugees planned to return to Ukraine immediately after the war

# 17%

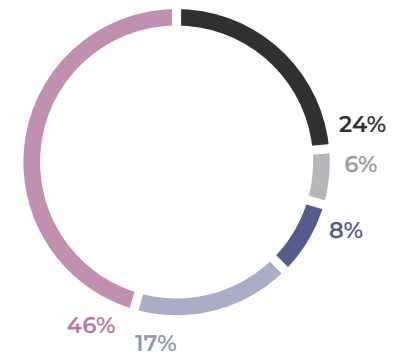
of the refugees intended to wait a few months


## After the cessation of hostilities in Ukraine, do you intend to...?



## Do you intend to move to another apartment/premises in the near future?

- yes, but within my current locality
- yes, to another town/city in Poland
- yes, to another country
- no, I do not intend to move to another apartment/premises
- hard to say





Results for UMP Cities  
Wrocław



Wrocław

miasto spotkań

# Profile of refugees from Ukraine applying for a PESEL number in Wrocław

The refugees from Ukraine who applied for a PESEL number in Wrocław in April were mainly women (91%), most often up to 44 years of age (63%). 57% of the respondents did not speak Polish at all, and 28% had a basic knowledge of the host country's

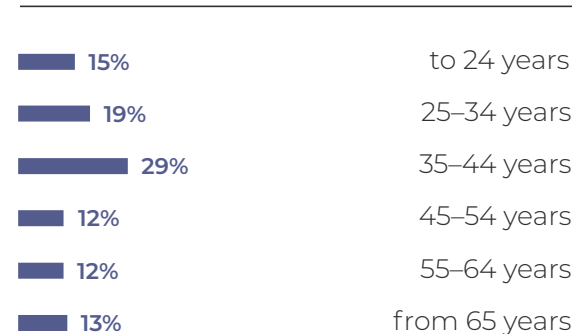
language. 11% of the respondents admitted that they had an intermediate knowledge of Polish; 4% spoke Polish fluently. The surveyed refugees reported having higher (48%) and secondary education (33%).

N~400 (all respondents)

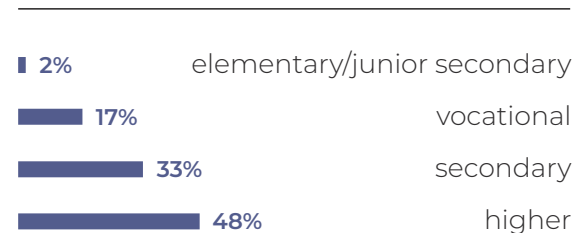
## Gender:



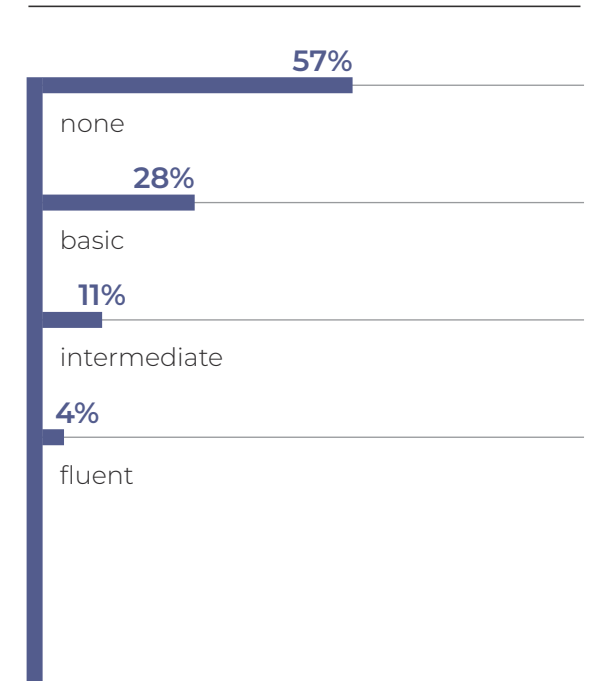
## Age:



## Education:



## Knowledge of the Polish language:





Wrocław

miasto spotkań

# Origin

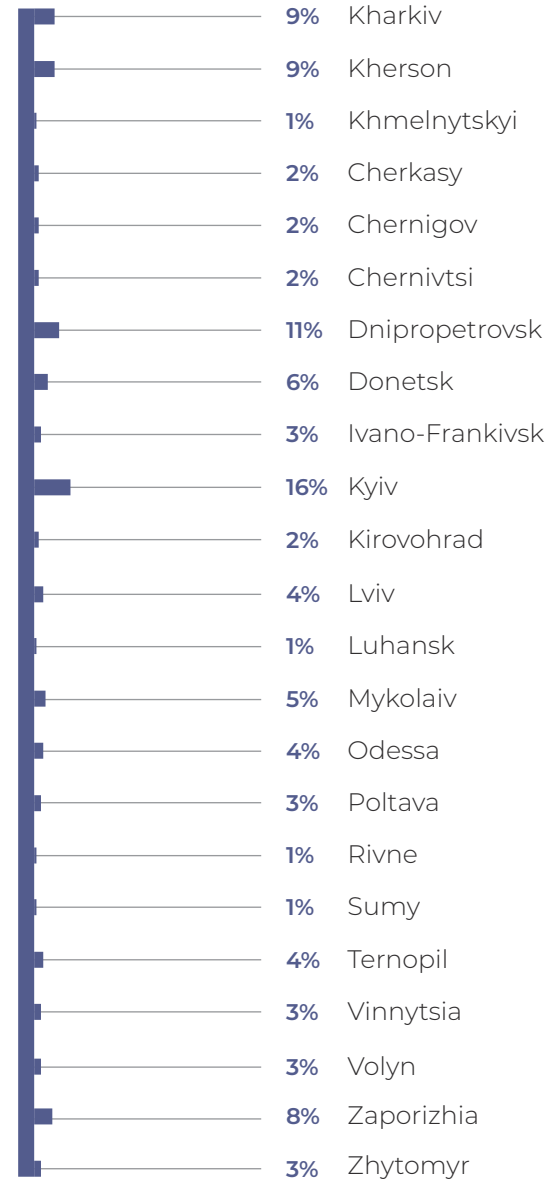
The largest group assigned PESEL numbers in Wrocław came from the Kiev (16%), Dnipropetrovsk (11%), Kharkiv (9%), and Kherson (9%) regions.

A region-by-region analysis of the results showed that the largest share of the newcomers came from the south-east region of the country (37%). Many of the respondents also came from the central (24%) and north-east region of Ukraine (21%).

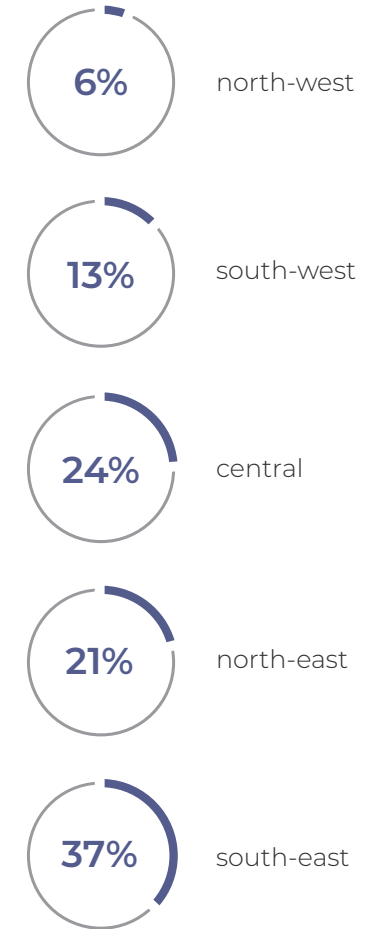
### New PESEL number holders in Wrocław came from the following Ukrainian regions:

16%	Kyiv
11%	Dnipropetrovsk
9%	Kharkiv
9%	Kherson

### Which Ukrainian region (oblast) did you live in permanently before coming to Poland?



### Region of domicile in Ukraine:





Wrocław

miasto spotkań

# Entry into Poland

The new PESEL holders from Ukraine in Wrocław (36%), most often came to Poland with their minor children (42%). Parents of children aged below 6 came with one child on average. A similar figure was reported for parents of children aged 7–17. 23% of the respondents came to Poland on their own.

At the end of April, the largest group of respondents in Wrocław were those who came to Poland between 1 and 15 March 2022. In total, 56% of the surveyed came to Poland before 15 March.

# 42%

of the respondents came to Poland with minors

# 45%

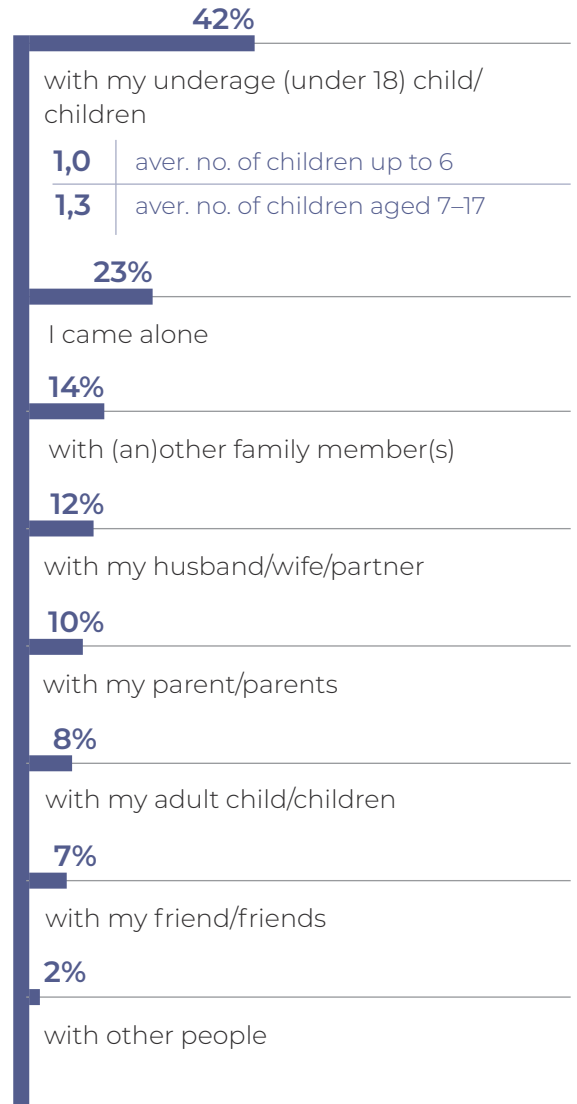
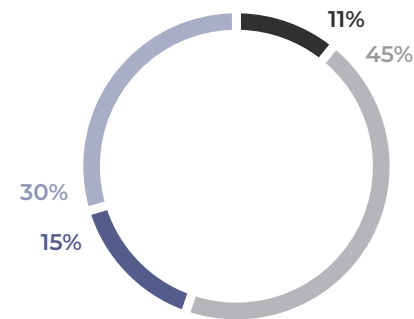
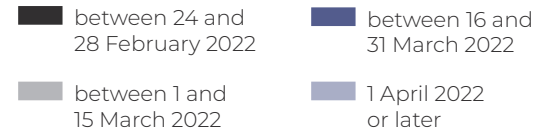
at the end of April 2022, among those applying for PESEL in Warsaw, the largest group was the refugees who came to Poland in the first half of March

N~400 (all respondents)

## Who did you come to Poland with?

multiple choice question

## When did you come to Poland?



1,0	aver. no. of children up to 6
1,3	aver. no. of children aged 7–17



Wrocław

miasto spotkań

# Place of stay and housing situation

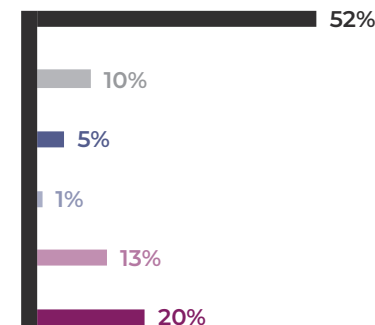
The surveyed refugees from Ukraine who received their PESEL number in Wrocław in April were most often being sheltered by Ukrainian friends or families (staying along with the hosts) (41%), managed to rent their own apartments (24%), or were staying in Polish owners' flats on their own (12%). Almost all the Ukrainian citizens who were applying for a PESEL number in Wrocław (98%) were living in this city.

In the case of 52% of the Ukrainian nationals surveyed in Wrocław, their Ukrainian friends living in Poland helped them find accommodation before they even left Ukraine. Much fewer of the respondents used the help of other people (13%), Polish friends (10%) and unknown Poles (5%). 55% of the surveyed refugees from Ukraine declared that they were paying a fee for premises in which they were accommodated.

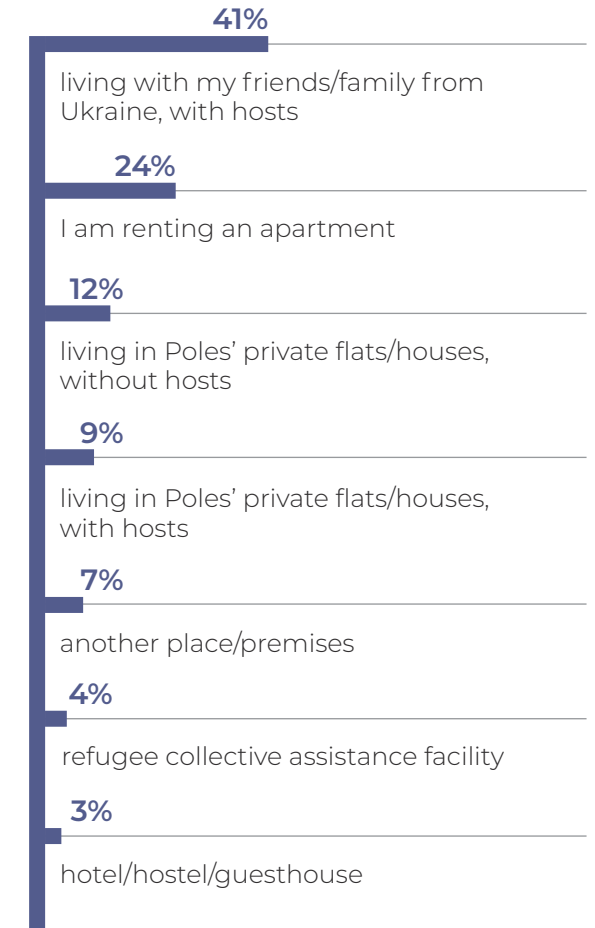


N~400 (all respondents)

## Did anyone help you find your current accommodation before your arrival in Poland?



## Where are you staying now?





Wrocław

miasto spotkań

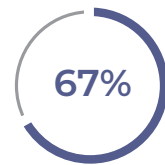
# Financial standing

The surveyed Ukrainian nationals most often relied on their own income or savings (67%). Less often did they request money from their family living in Poland (23%) and obtain funds from other sources (12%).

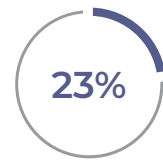
Most of the respondents (59%) admitted that they were living modestly and had to be very economical on a daily basis. 25% of the surveyed refugees had an average standard of living; they were able to satisfy their daily needs but had to save for major purchases. 11% of the respondents said that they were impoverished and did not have enough funds to satisfy their basic needs. Only 5% of the surveyed described their standard of living as good and allowing them to go on without having to economise.

## What are your current sources of income? How are you making a living?

multiple choice question



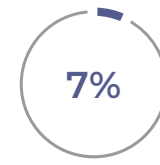
own income / savings



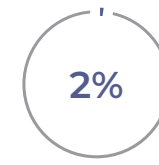
money from family living in Poland



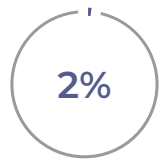
money from other sources



money from Polish authorities



money from Poles



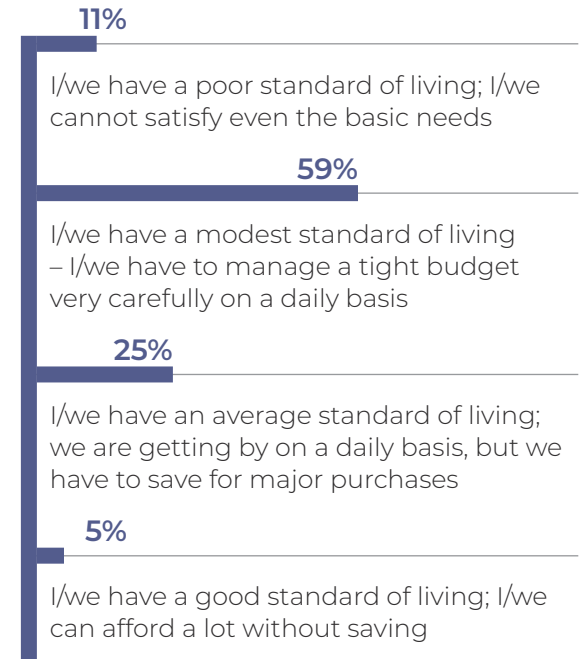
money from aid organisations

N~400 (all respondents)

## Which of the following statements best describes your current situation and the situation of the persons who came with you to Poland?

**The surveyed Ukrainian nationals were most often making a living thanks to:**

- 67% own income or savings
- 23% funds received from the Polish authorities





Wrocław

miasto spotkań

# Employment prospects

The largest group of Ukrainian citizens assigned PESEL in Wrocław in the analysed period (36%) was not working but was looking for a job, which did not necessarily match their qualifications and education. 20% of the surveyed were not working or looking for a job; 36% were not working but were looking for a job matching their qualifications and education. Data shows that only 16% of the respondents were working for employers from Poland.

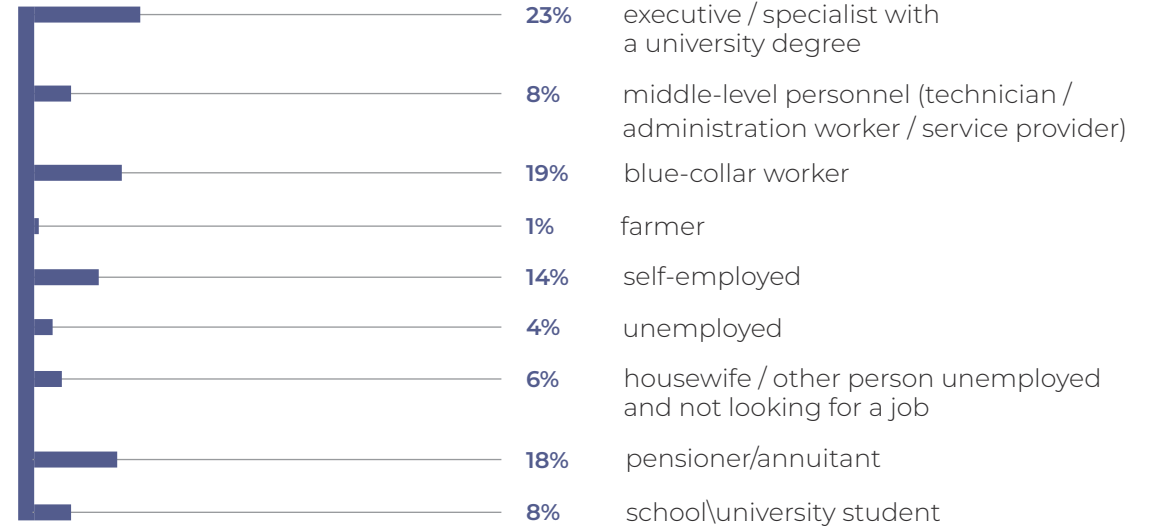
The largest share of the respondents (23%) had been employed as managers and educated specialists before leaving Ukraine. 19% of the respondents had been blue-collar workers. Old-age pension recipients accounted for 18% of the respondents.

# 23%

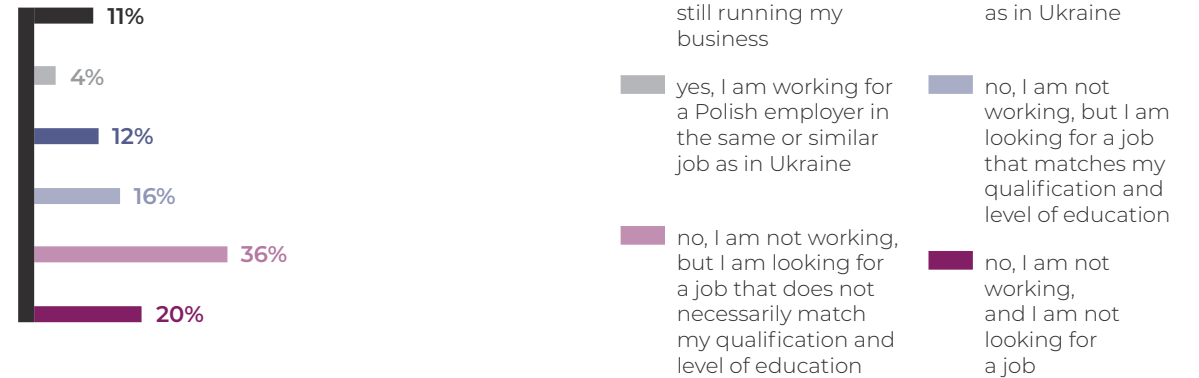
in April 2022, the largest professional group among the Ukrainian respondents in Wrocław were managers / specialists with a university degree

N~400 (all respondents)

## What was your employment situation before leaving Ukraine?



## Are you working currently?







Wrocław  
miasto spotkań

# Use of childcare and education

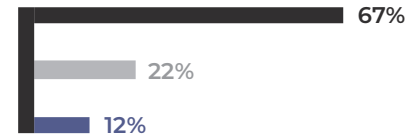
In April, most of the respondents' children under the age of 7 staying in Wrocław (67%) were not attending nurseries or kindergartens. 22% of the respondents with children of this age answered that the kids were attending nurseries or kindergartens for a fee; 12% admitted that they had put their children in free pre-school institutions.

Speaking of younger children at school age (7-14), 10% of them were going to Polish schools and, at the same, continued their programmes in Ukrainian schools via the Internet. 24% of the surveyed answered that their children were attending only Polish schools and 33% that only Ukrainian school remotely via the Internet. As reported by 34%

of the surveyed, their children at school age were not attending any Polish or Ukrainian school.

The situation was similar among older children of school age (15-18). 20% of the surveyed said that their children at that age were only studying in Polish schools. Children of 31% of the respondents were only part of the Ukrainian education system via the Internet; 44% of them were learning neither in Polish nor Ukrainian schools. In this age group, the lowest share of learners concerned those who were attending Polish schools while continuing education at Ukrainian schools online (6%).

## Are your children under 7 attending nursery/kindergarten in Poland?

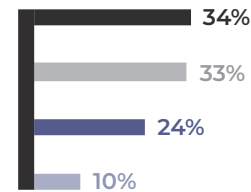


N=199 (parents/guardians of children under 7), multiple choice question

- no, they are not attending any nursery or kindergarten
- yes, they are attending nursery/kindergarten for free
- yes, they are attending nursery/kindergarten that we are paying for

## Are your children aged 7-14 going to school?

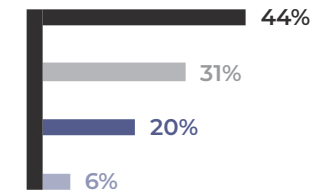
N=229 (parents/guardians of children aged 7-14), multiple choice question



- no, they are not attending Polish or Ukrainian school (online classes)
- no, they are attending only Ukrainian school (online classes)
- yes, they are attending only Polish school
- yes, they are attending Polish school and Ukrainian school (online classes)

## Are your children aged 15-18 going to school?

N=175 (parents/guardians of children aged 15-18), multiple choice question



- no, they are not attending Polish or Ukrainian school (online classes)
- no, they are attending only Ukrainian school (online classes)
- yes, they are attending only Polish school
- yes, they are attending Polish school and Ukrainian school (online classes)



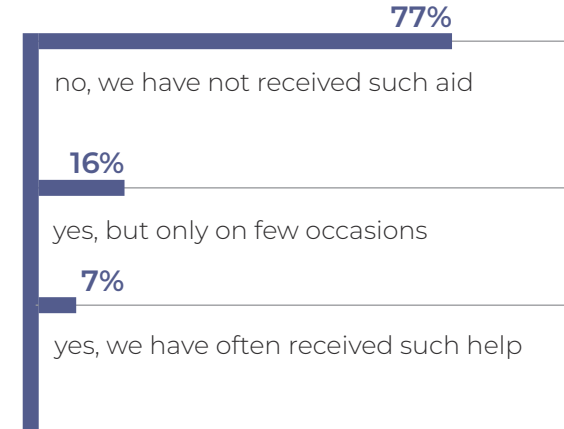
Wrocław  
miasto spotkań

# Aiding Ukrainian Refugees

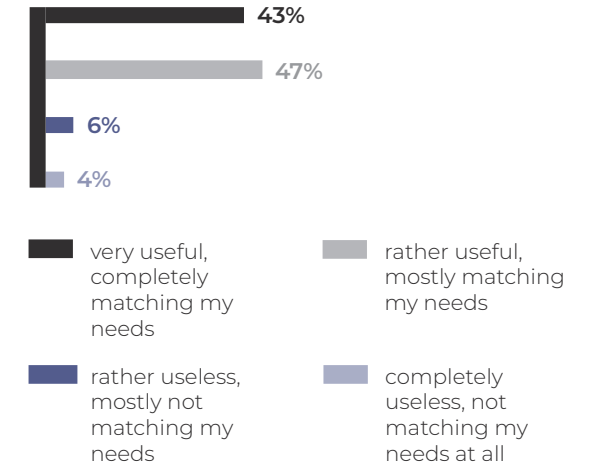
Wrocław-based refugees receiving a PESEL number most often admitted using free rail or bus transport (74%). 31% of the respondents accepted free foodstuffs and 20% clothes and shoes.

77% declared that they had not received any help from private persons since their entry into Poland. Only 7% were benefiting from such assistance. 90% of the respondents considered assistance rendered since their arrival in Poland useful; 43% of them described it as very useful and fully compatible with their needs.

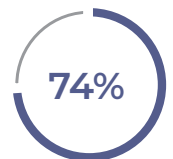
### Since your arrival in Poland, have you or your family members received any kind of aid or assistance from private persons?



### How do you generally appraise assistance that you have been receiving since your arrival in Poland? To what extent has it been useful and has matched your needs?



### What forms of assistance have you been using since your arrival in Poland?



free rail / bus transport



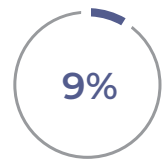
free foodstuffs



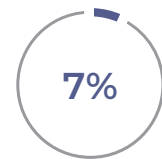
free clothing / footwear



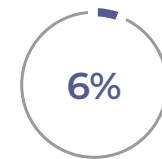
free medical services / advice



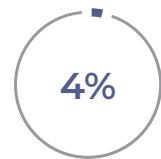
overnight stay at reception point



overnight stay at a collective assistance facility



free transfer in a vehicle owned by private person



free psychological counselling



Wrocław

miasto spotkań

# Sources of information about available assistance

Most of the respondents (54%) used contacts with Ukrainian friends to learn about available assistance in their place of residence. The surveyed also used social media in Ukrainian for this purpose (52%). Other popular sources of information were also contacts with Polish friends (20%), Polish NGOs and volunteers (15%), information points in public offices (11%), leaflets and posters (10%).

Most of the respondents (68%) felt well informed about assistance that they could get in the current place of residence.

N~400 (all respondents)

# 54%

in April 2022, Ukrainian friends were the main source of information about where and how to obtain aid in Wrocław



## Where do you mainly find out about assistance that you can obtain in the place where you are currently staying?

multiple choice question





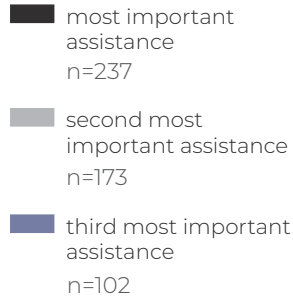
Wrocław

miasto spotkań

# Refugees' main needs and concerns

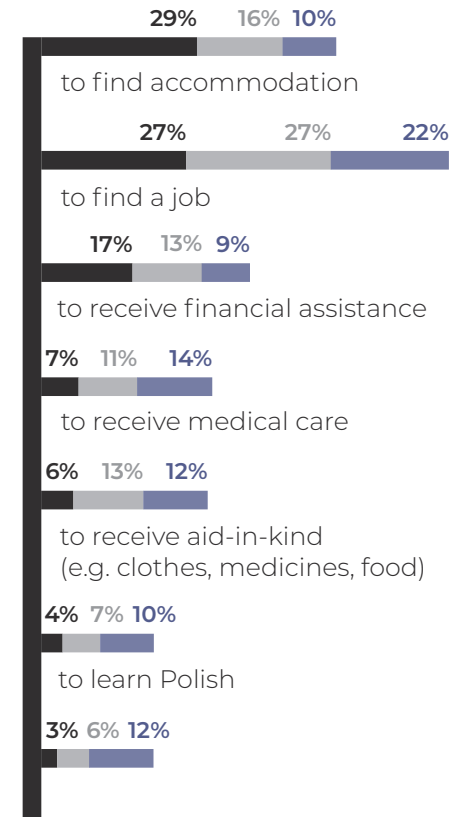
The surveyed refugees from Ukraine most often indicated support in finding accommodation as the most important form of assistance needed in their current situation in Poland (29%). Other important forms of assistance declared by the interviewees concerned finding a job (27%), financial assistance (17%), and medical care (7%). Finding a job was the second most sought-after form of help (27%). The third most urgent needs were finding a job (22%) and medical care (14%).

Wrocław-based refugees were most afraid of illness and poor health status (63%). A large share of the surveyed were also concerned about the worsening of their financial situation (56%), being unable to find a job, or losing their current job (37%). 30% of the refugees feared losing their current place of residence.



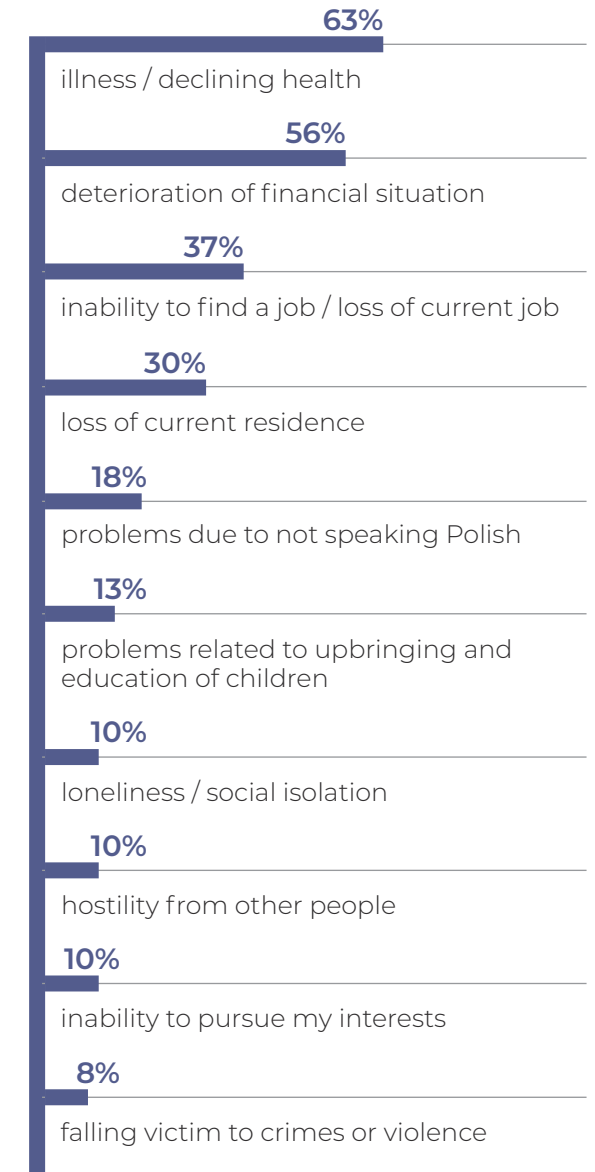
## What kind of help and support do you need most in your current situation in Poland?

main forms of assistance with min. 3% of answers



## What are your greatest concerns about living in Poland?

N=384, multiple choice question





Wrocław

miasto spotkań

# Relations with Poles

Almost all the surveyed who received a PESEL number in Wrocław (87%) reported that they had not experienced dislike or lack of kindness on the part of Poles. 11% of the refugees stressed that they had met with Poles' reluctance but infrequently. 1% of the respondents pointed out that they often encountered negative reactions from Poles.

90% of the respondents trusted unknown Poles; 16% of this figure definitely trusted and 74% rather trusted them.

At the end of April 2022,

# 87%

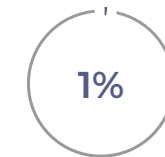
of the respondents did not report Poles' dislike

### Do you generally trust Polish strangers that you are meeting these days?

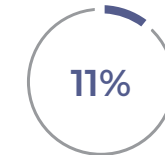
90%

% of resp. **I TRUST THEM**  
(total responses for "I definitely trust" and "I rather trust")

### During your stay in Poland, have Poles shown dislike or lack of kindness to you or your relatives?



yes, we have often experienced such reactions



yes, but only on few occasions



no, we have not actually experienced such reactions



Wrocław

miasto spotkań

# Future plans

49% of the refugees interviewed in April said that they were planning to return to Ukraine after the war; of this figure, 29% wanted to return immediately after the end of hostilities and 20% intended to do so after a few months. 21% of the respondents planned to stay in Poland for at least a year. The smallest share of the new PESEL holders in Wrocław (1%) planned to leave for another country. 21% of the surveyed wanted to stay in the current place of domicile in the near future. The surveyed were generally unable to define their plans as to changing their place of stay in the near future (48%).

At the end of April 2022,

# 29%

of the refugees planned to return to Ukraine immediately after the war

# 20%

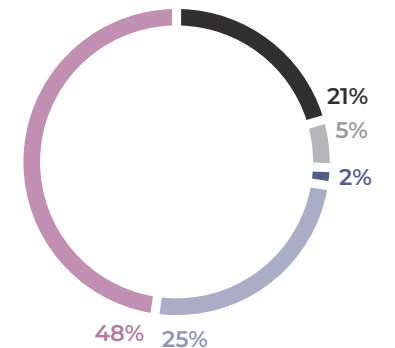
of the refugees intended to wait a few months

## After the cessation of hostilities in Ukraine, do you intend to...?



## Do you intend to move to another apartment/premises in the near future?

- yes, but within my current locality
- yes, to another town/city in Poland
- yes, to another country
- no, I do not intend to move to another apartment/premises
- hard to say



CENTRUM ANALIZ I BADAŃ



UNIA  
METROPOLII  
POLSKICH

IM. PAWŁA ADAMOWICZA

→ [metropolie.pl](https://metropolie.pl)