URBAN HOSPITALITY: UNPRECEDENTED GROWTH, CHALLENGES AND OPPORTUNITIES.

A REPORT ON UKRAINIAN REFUGEES IN THE LARGEST POLISH CITIES

RESEARCH AND ANALYSIS CENTRE

UNION
OF POLISH
METROPOLISES

URBAN HOSPITALITY: UNPRECEDENTED GROWTH, CHALLENGES AND OPPORTUNITIES.

A REPORT ON UKRAINIAN REFUGEES IN THE LARGEST POLISH CITIES

MARCIN WOJDAT
PAWEŁ CYWIŃSKI

APRIL 2022

RESEARCH AND ANALYSIS CENTRE

UNION
OF POLISH
METROPOLISES

AUTHORS
Marcin Wojdat, Paweł Cywiński

COOPERATION
Hanna Frejlak, Tomasz Hryciuk,
Magdalena Jadziewicz-Kasak, Zuzanna Rokita,
Alicja Sopińska, Patrycja Ziółkowska

DESIGN, TYPESETTING AND MAKEUP
Tomasz Hryciuk

PROOFREADING
Agnieszka Ewa Zygmunt

PUBLISHER
Research and Analysis Centre,
Paweł Adamowicz Union of Polish Metropolises

COMMUNICATION AND STRATEGIC ASSISTANCE
Pacyfika sp. z o.o.

CONTENTS



5 · **LEAD-IN**
6 · **METHODOLOGICAL REMARKS**
7 · How to Find Out Where the Ukrainian Refugees Are Staying in Poland?
10 · **GLOSSARY OF KEY TERMS**
The Key Terms Used in the Report
11 · **KEY FINDINGS**
Poland: A Country of 40 Million
14 · **POLAND**
16 · **WHAT MAKES THIS MIGRATION CRISIS UNIQE?**
17 · **WHAT INFLUENCES THE CHOICE OF A DESTINATION CITY?**
18 · **UNION OF POLISH METROPOLISES**
18 · Białystok
20 · Bydgoszcz
22 · Gdańsk
24 · Katowice
26 · Kraków
28 · Lublin
30 · Łódź
32 · Poznań
34 · Rzeszów
36 · Szczecin
38 · Warszawa
40 · Wrocław
42 · **UMP CENTRAL CITIES: AN OVERVIEW**
47 · **POTENTIAL RISK OF TENSIONS**
48 · **UKRAINIANS WHO OBTAINED THE POLISH ID NUMBER**
50 · **APPENDIX**
54 · **EXPERT COMMENTARY**
From the Centre for Migration Research, University of Warsaw

LEAD-IN

On 24 February, our Ukrainian friends saw the world as they knew it collapse. Although the war in Ukraine has been a fact since 2014, never before have Ukrainian women and men had to flee their homes on such a massive scale. In the days that followed, Poles responded in an extraordinary way: they welcomed Ukrainian war refugees fleeing from bombs and bullets with open arms.

Today, we can tell that nearly three million of them have crossed into Poland. But how many of them have actually stayed here? Where are they now? In which cities and municipalities? Until now, no one has been able to say it for sure.

Therefore, I am pleased indeed to be able to present Poland-first report covering the number and geographical distribution of Ukrainian women and men on Polish territory, in particular within the 12 cities-members of the Union of Polish Metropolises. Our report also casts some light on how to tackle the challenges that Polish local self-governments are facing today. In this dark period, they are really making the grade by providing care and assistance to people fleeing the war.

The 12 metropolitan areas of the Union of Polish Metropolises have reported the greatest increase in the number of new residents from Ukraine. This report is all about them. It shows where they actually are: where they live, work, and seek respite. We are aware that this report only offers a still frame of a highly volatile situation. This picture is changing with time, so is the social situation. Soon, we will have to make adjustments and update our knowledge.

There are several points that testify to the unique character of this report.

First, the data that it shares is very specific. We are the first to gather reasonably precise information about the number and location of people who have arrived in Poland in connection with the war in Ukraine.

Second, the report harnesses the latest technologies and methodologies to provide the picture of the situation. Its reveals changes in the population of the 12 UMP metropolitan areas occurring between January and March 2022, based on geolocation data from mobile devices.

Third, the most important conclusion from the report is that the population of Polish cities, in particular the 12 UMP cities, is growing rapidly, which entails new challenges for local self-government policies and for the building of a coherent and integrated society.

This UMP report also answers the key question that all of us are asking today: Who is actually hosting the refugees from Ukraine in Poland? The collected data demonstrates that the burden of hosting them almost entirely rests on the shoulders of local self-governments. They are offering housing and access to the most important public services, education, and healthcare for our new Ukrainian neighbours in our cities. And it is local self-governments that are designing new social and institutional solutions. After all, local self-governments have the necessary know-how of how to satisfy the needs of Polish urbanites today, both those who have been here forever and those who are starting anew or are just planning to wait out the chaos of the war in Poland.

Besides raw data, this report gives voice to experts, so that we can have a broader look at the problems ahead as well as at solutions that should be implemented. I am convinced that you will find this report not only interesting but also inspiring and conducive to your future decisions and initiatives.

I hope that you will find it a worthwhile read.

MARCIN WOJDAT
DIRECTOR OF THE ANALYSIS AND RESEARCH CENTRE,
UNION OF POLISH METROPOLIES

METHODOLOGICAL REMARKS

The report relies upon qualitative conclusions and quantitative analysis. Their primary purpose was to determine the number of Ukrainians in the central cities and metropolitan areas of 12 UMP cities (Białystok, Bydgoszcz, Gdańsk, Katowice, Kraków, Lublin, Łódź, Poznań, Rzeszów, Szczecin, Warsaw, Wrocław).

SOURCES OF QUANTITATIVE ANALYSIS CONTAINED IN THE REPORT

The estimates are based on:

1. Data based on ads displayed to unique mobile device users; this data indicates the language set on a device, device GPS coordinates, applications used, and websites visited, and, based on that, demographic characteristics. Estimation of the number of the population relies on data about users who meet the criteria of the analysis; next, the initial estimation is refined based on, but not only, external data (general population data, mobile device use statistics, statistics from operating systems) and internal data held by Selectivv (including from the monitoring of Ukrainian citizens in Poland from 2019 and validation via declarative surveys). The estimates based on data from mobile devices applies only to individuals aged 15 and more, for whom the studied area was the most frequent place of stay in the month, i.e. ignored are those who were in the studied area, for example, two out of 31 days.

(SOURCE: ESTIMATION OF THE NUMBER OF UKRAINIANS IN THE CITIES AND METROPOLITAN AREAS OF THE UMP BY SELECTIVV, COMMISSIOED BY THE PAWEŁ ADAMOWICZ UNION OF POLISH METROPOLISES)

2. Data from the Polish system of ID numbers (PESEL) regarding the number of IDs issued to refugees from Ukraine who entered Poland after 24 February, have a Ukrainian citizenship or are a foreign spouse of a Ukrainian citizen, and are not excluded from applying for a residence permit on any grounds.

(SOURCE: PRIME MINISTER'S CHANCELLERY. STATUS ON 1.04.2022, 00.00.)

Ukrainian population estimation method: Data on the population aged 15 and above, sourced from the analysis of data from mobile devices, was adjusted by the estimate of the population aged 0-14, based on the proportions of age resulting from the Polish ID numbers (PESEL) issued in the UMP central cities.

Delimitation of metropolitan areas: The boundaries of the metropolitan areas covered by the analysis overlap with the Classification of Territorial Units for Statistics (NUTS-3) and for the city of Katowice with the area of the Metropolitan Union of Upper Silesia and Dąbrowa Basin.

Data on arrival of Ukrainian refugees in Poland:

The source of data used for the graphics on page 14 is UNHCR, Office of the United Nations High Commissioner for Refugees.

SOURCES OF QUANTITATIVE ANALYSIS CONTAINED IN THE REPORT

1. Expert consultation by Prof. Agata Górny (prof. at University of Warsaw, assistant director at Centre for Migration Research UW) and prof. Paweł Kaczmarczyk (prof. at University of Warsaw director at Centre for Migration Research UW).

2. Foresight workshops with experts and practitioners:

- Paweł Cywiński, PhD (researcher at the Faculty of Geography and Regional Studies, University of Warsaw),
- Prof. Witold Klaus (Professor at the Institute of Legal Sciences of the Polish Academy of Sciences, researcher at the Centre for Migration Research, University of Warsaw),
- Agnieszka Kosowicz (President of the Polish Migration Forum Foundation),
- Marcin Wojdat (Director of the Research and Analysis Centre of the Union of Polish Metropolises),
- Maria Złonkiewicz (Director and Member of the Board of the Polish Hospitality Foundation).

HOW TO FIND OUT WHERE THE UKRAINIAN REFUGEES ARE STAYING IN POLAND?

What is happening now with Ukrainian refugees in Poland? To find out, the Union of Polish Metropolises employed geotrapping, an advanced research method. Paweł Cywiński, PhD, University of Warsaw, a co-author of the report, sheds some light on it.

From the day one of Russia's invasion of Ukraine, tens or even hundreds of thousands of people have crossed the Polish-Ukrainian border every day. Where do these people go when they reach Poland?
Paweł Cywiński, PhD: This is one of the most important questions that those in humanitarian aid and migrant support organizations, central and local self-government officials, people responsible for security checks and effective aid keep asking themselves.

So what is the answer?
Basically nobody has known until today.

Why?
Because there has been no central system for sharing such information so far. The only specific data we had was the number of people who crossed the Polish-Ukrainian border. The official data of the Border Guard shows that, for example, from 24 February to 1 April, 2.415 million people entered Poland from Ukraine, and 406 thousand people left Poland for Ukraine. And that is basically it. To date, we have not even been able to estimate how many of the newcomers have left for other European Union countries. Where those who have decided to stay in Poland settled was also unknown to us. It has been all a bit smoke and mirrors.

How come it is not any longer? Where did this data come from?

There are many ways to source data, more or less perfect. These range from traditional ones, which have been used for years, such as filling out paper declarations upon entry or the registration requirement at a place, to much more advanced ones, such as purpose-built apps, similar to those that Poles were supposed to install while quarantined due to coronavirus infection. Unfortunately, similar data has been unavailable, and to find out the answers to these key questions, we have had to make various estimates based on fragmentary

PAWEŁ CYWIŃSKI

PAWEŁ CYWIŃSKI, PHD, GEOGRAPHER, ORIENTAL, AND CULTURAL STUDIES SCHOLAR, HIS RESEARCH INTERESTS INCLUDE TOURISM, MIGRATIONS, AND REFUGEES. STAFF MEMBER OF THE FACULTY OF GEOGRAPHY AND REGIONAL STUDIES, UNIVERSITY OF WARSAW

information. That is why the UMP decided to look for answers on its own, and to use an innovative method to this end.

What is the method?
The UMP commissioned an advanced spatial study based on "geotrapping". This is a very interesting and highly accurate research method, which has found its use before primarily in advertising. Now, it has helped us better understand the behavioural patterns of refugees from Ukraine. It has also made it possible to find out where the Ukrainians stay while in Poland.

What is geotrapping?
Simply put, the method is about looking not so much to people as to their smartphones. Based on information from mobile devices, we can learn a lot about people, including where and when they have been. The advertising industry uses this kind of information to better target their advertising campaigns. Say I have spent three days with my smartphone at a rock music festival in Katowice; geotrapping can be used to register this and after a few days I will get an ad about the new album of a band that starred there. The UMP decided to use the method to learn more about refugees from Ukraine. The ingenuity of the idea to use the method to study refugee migration lies in the fact that the smartphone is one of the key items every refugee has on them, as it allows them to search for information, move around unknown areas and, above all, contact their family and loved ones who stayed back in their country. The method will therefore generate accurate data.

What exactly does this data tell us?
First of all, it let us identify the location of a person at night and during the day. This is inferred from where the person's phone has logged in most often during a month. So if, for example, someone lives in Piaseczno, and commutes to Warsaw 5 days a week, then Piaseczno will be their "nighttime location", and Warsaw will be their daytime location.

But how to tell these are Ukrainians, not Poles in Warsaw or in Piaseczno?
By the language they have set on their smartphones. The study completed by Selectivv adopted the principle that all people who have a Ukrainian SIM card and are staying in Poland were counted. Those who have a non-Ukrainian SIM card, but use the Ukrainian or Russian language, and have visited Ukraine in the last 12 months prior to the study, were also included. With the two research runs, first looking into the data as at January this year, i.e. the historical data from before the war, and then into the data from March, i.e. after Russia's attack on Ukraine, this data, once processed, tells us how many Ukrainians are currently staying in Poland.

How accurate is the data?
In my opinion, this is the most accurate and reliable data set available in Poland. Please note that next to the phone data, the processing is extended with estimates from other quantitative studies. Let us take a closer look at the January measurements, i.e. the pre-war ones. According to the UMP report, the population of adult Ukrainian citizens staying in Poland in January 2022 was over 1.5 million people. The accuracy of this number is confirmed by the fact that it is close to the estimates of Statistics Poland and data from registers.

What about kids? After all, most of them don not have smartphones.
It is true. This is the reason why only adults, i.e. people aged 15+, are covered in geotrapping. However, to account for children in its report, the UMP used the support of university experts to provide a complex formula which relied on the Selectivv database and the PESEL database to additionally estimate the number of children, i.e. in this case those under 15 years of age. This makes the report even more accurate.

In my opinion, this is the most accurate and reliable data set available in Poland.

What, for example, can we learn about refugees from a report developed in this way?
A lot! First, how many Ukrainians stayed in Poland or came to Poland after the start of hostilities, and second, where exactly are they located. Whether most of them stay in one city or they have spread all over the country? With this research method, we also know where these people stay at night, and where during the day; they often sleep in cities and metropolitan communities, but they do their daily errands in the city. This knowledge is priceless.

Why? What can it offer?
It lets us better understand how these people use the city. This translates into a range of everyday decisions. If we know, for example, that there are 30,000 people sleeping in a town, but only 10,000 of those stay there during the day, with the other 20,000 staying then in a nearby big city, then we will know what resources have to be prepared. On the one hand, we know that 30,000 people will take a shower in the morning, but we also know that during the day only a few thousand more people will use public buses because the rest will be out of town. Then, it will suddenly turn out in a nearby big city that during the day more people from Ukraine will use all public services than those who actually sleep in this city. This is true for a huge number of public and private services. All this translates into more effective city management. This is where the power of this data is! Smoke gets cleared, mirrors get broken. I think I can say that this is the first such comprehensive report on refugees from Ukraine in Poland, because this data offers an important input for the analysis of non-obvious forms of spatial differentiation of migrants in Poland, including in urban areas.

Can we assume, then, that this data will have a real contribution to our knowledge about the current migration crisis?
For sure. I am a huge enthusiast of this data and this research method. This is where technology comes to our aid in the best sense of the word. This is unique data. Such information on migration from Ukraine is otherwise unavailable in Poland. It is now the local government people affiliated to the UMP who know what is happening to the Ukrainians who have fled from war to Poland. I also believe that this is the first ever, and a key step towards designing a comprehensive support system addressed to refugees from Ukraine. Until now, no one has looked for answers on such a scale to the questions about where Ukrainian refugees are, what they are doing and, above all, what their plans are. As far as I know, the UMP is conducting further research on this matter.

Finally, what are the most important lessons that you have learnt from the report?
Refugees from Ukraine come mainly to cities. With this report I realized than never before have all major Polish cities registered such a population growth in so short a time. Let us be frank - it has been primarily cities that receive refugees from Ukraine in Poland. This fact leads to a number of conclusions. The very first one is that the central government should firmly boost its contribution to local self-government budgets as soon as possible.

The ingenuity of the idea to use the geotrapping method to study refugee migration lies in the fact that the smartphone is one of the key items that every refugee and migrant has on them.

Never before have all major Polish cities registered such a population growth in so short a time.

GLOSSARY OF KEY TERMS

ADULTS AND YOUTH •
In this report, "adults and youth" should be understood as persons aged 15 and above.

CHILDREN •
In this report, "children" should be understood as persons below the age of 14.

DAYTIME POPULATION •
In demographics, "daytime population" refers to people who stay in a specific area during the day. In other words, daytime population is not only the residents of a specific locality, but also tourists or commuters who arrive there to work, study, visit an office, or for another purpose. For the sake of this report, daytime population in a specific area is people who stayed in a metropolitan area between 8:00 am and 4:00 pm on weekdays based on location data from their mobile devices. The most frequently registered location in a month was taken into account for the data processing purposes.

NIGHTTIME POPULATION •
In demographics, "nighttime population" refers to people who stay in a specific area during the night. For the sake of this report, nighttime population in a specific area is people who stayed in a metropolitan area between 10:00 pm and 6:00 am based on location data from their mobile devices. The most frequently registered location in a month was taken into account for the data processing purposes. It is commonly held in demographics that, compared with daytime population, the number of nighttime population offers a more precise estimate of the actual population of a city.

CENTRAL CITY •
The largest city in a region which attracts the inhabitants of the neighbouring municipalities and concentrates their activity. In most case, the capital city of the region (województwo). In this report, "central cities" are the 12 cities of the UMP.

METROPOLITAN AREA •
Metropolitan area has its central city and the metropolitan area proper, according to the NUTS-3 division (subregions); for the central city of Katowice, its metropolitan area is the Metropolitan Union of Upper Silesia and Dąbrowa Basin. The report covers 12 metropolitan areas with their 12 central cities-members of the UMP.

OTHER TOWNS AND MUNICIPALITIES OF THE METROPOLIS •
Area surrounding the central city. It may have an urban, rural, or mixed urban and rural character. It is often connected with the central city functionally.

REFUGEE •
A person who, owing to a well-founded fear of being persecuted for reasons of race, religion, nationality, membership of a particular social group, or political opinion, has decided or has been forced to leave their country of origin, and who, due to such fear, is not able to or does not want to be seek protection in their own country. The Geneva Convention definition of refugee does not, however, take into account war as the direct cause of fleeing their own country. For this reason and following the broader UNHCR definition, this reports also defines refugees as those whose "lives, safety or freedom have been threatened by...foreign aggression."

UKRAINIAN •
In this report, a Ukrainian is a person using a mobile device (smartphone) with Ukrainian or Russian set as the language of the device (or connecting to the Internet using a SIM card provided by a Ukrainian operator) and visiting Ukraine at least once in the year preceding the analysis. In the descriptive parts of the report, "Ukrainian" is generally meant to be a person of Ukrainian citizenship. Before open warfare in Ukraine began, some Ukrainians had already lived in Poland. Today, their return home poses considerable risks, so these people are considered potential refugees. Therefore, in our opinion, the vast majority of Ukrainians staying in Poland meet the formal criteria required to be recognized as refugees.
UMP • Paweł Adamowicz Union of Polish Metropolises. The UMP members are Białystok, Bydgoszcz, Gdańsk, Katowice, Kraków, Lublin, Łódź, Poznań, Rzeszów, Szczecin, Warsaw, and Wrocław.

UMP •
Paweł Adamowicz Union of Polish Metropolises. The UMP members are Białystok, Bydgoszcz, Gdańsk, Katowice, Kraków, Lublin, Łódź, Poznań, Rzeszów, Szczecin, Warsaw, and Wrocław.

POLAND: A COUNTRY OF 40 MILLION

Today, more than 41 million people live in Poland for the first time in history. This is due to the mass refugee migration from Ukraine. We want to use this breakthrough moment as a catalyst for change that has long been called for. The report developed by the Union of Polish Metropolises, Urban Hospitality: Unprecedented Growth, Challenges, and Opportunities. A Report on Ukrainian Refugees in the Largest Polish Cities, is the first step towards this goal.

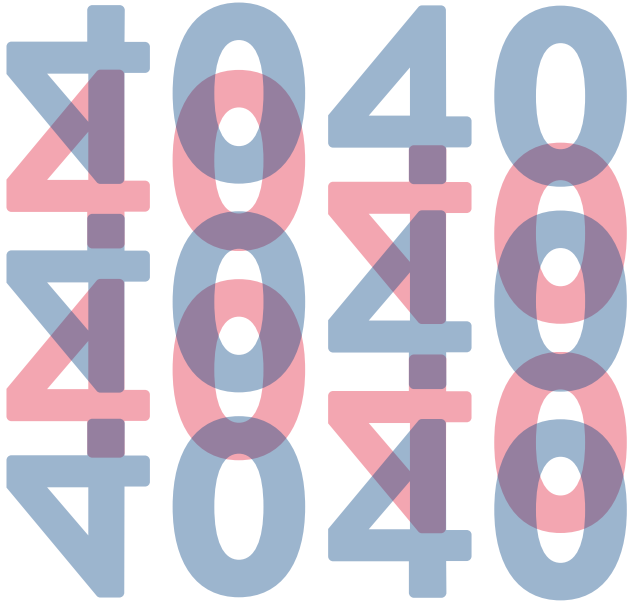

On 24 February, Russia brutally attacked Ukraine. Since then, as the United Nations High Commissioner for Refugees reports, almost 5 million people have fled Ukraine to its neighbouring countries. Most of them have decided to come to Poland. The Border Guard data shows that almost 3 million people have crossed the Ukrainian-Polish border. We know that some of them have travelled further to the West. We know that after a time some have decided to return to Ukraine. How many people, however, have decided to stay in Poland? Where did they go? Where did they settle down? The answers to these questions for a long time have been big unknowns. The government have provided information on arrivals from Ukraine to Poland, without data on demographics or further migration movements of those who had fled Ukraine. One thing was certain: After Turkey, Poland is a country that has accepted the second largest number of refugees in the world.

Today we know more. The report prepared by the Union of Polish Metropolises, Urban Hospitality: Unprecedented Growth, Challenges, and Opportunities. A Report on Ukrainian Refugees in the Largest Polish Cities, answers some basic questions about Ukrainian refugees in the largest cities and metropolises in Poland. With the innovative methodology, we have estimated with great accuracy how many people from Ukraine are in our country, where they are staying, and how many of them are children up to 14 years of age. This information is an indispensable starting point for both the central government and local self-governments to design systemic solutions, such as integration initiatives or the state's financial policy.

• • •

The influx of refugees from Ukraine has made the population of Poland reach more than 40 million for the first time in history. Currently, almost 41 and a half million people live in our country. The choice of Poland as the destination made massively by refugees from Ukraine should come as no surprise. Why? Because according to Selectivv data, there were over 1.5 million Ukrainians over

The influx of refugees from Ukraine has made the population of Poland reach more than 40 million for the first time in history.

15 years of age in Poland before the outbreak of the war. After the war began, the number has increased to nearly 3.2 million, including children up 14 years of age. The demographic structure of the Ukrainian community in Poland has also changed significantly. While before 24 February, a large part of it were young men who had come to Poland for work, since the outbreak of the war, many of them have decided to return to Ukraine to fight, and mainly women with children have started to come to Poland.

From the moment of the Russian invasion of Ukraine, we have seen a gigantic citizens' mobilization in Poland. The great evil of war has become an impulse for even greater good. Ordinary citizens of Poland travel to the Polish-Ukrainian border to help refugees in transport, host them at their homes, help them find their way in the new reality, support them financially and emotionally. The magnitude of this grassroots initiative is a phenomenon unheard of in the world.

population of Rzeszów increased by 53% and that of Warsaw by 15%.

Local self-governments play a very important role. As experts from the Centre of Migration Research, University of Warsaw, demonstrate, the role of cities and the surrounding communities as areas of inflow and integration of foreign migrants is crucial. The report prepared by the UMP Analysis and Research Centre confirms this conclusion. According to our aggregated data, the overwhelming majority of Ukrainians have decided to stay for longer in the largest Polish urban centres, mainly in metropolitan areas affiliated to the UMP. In March 2022, our cities and the surrounding municipalities hosted almost 70% of all Ukrainian citizens who arrived in Poland after 24 February and who had lived here before, a total of over 2.2 million people. This means an enormous growth of the populations of the largest Polish cities. For example, the population of Rzeszów increased by 53% and that of Warsaw by 15%.

As people who work for the development of local self-governments, we carry a great social and ethical responsibility under our new role, one of those hosting newcomers who are often in a very difficult psychological, financial, or family situation. Therefore, with a view to boosting our capabilities to respond to the needs of our guests as effectively as possible, we decided to collect basic data about them and develop this report. It is the first comprehensive publication in Poland on refugees and migrants from Ukraine.

In the opinion of our experts, a positive effect should be acknowledged of a special law drafted by the government (the Act of 12 March 2022 on assistance to citizens of Ukraine in connection with the armed conflict on the territory of that country), which integrates newcomers in the existing health, education, and labour law system on the terms same as for Polish citizens, and of a prevailing social atmosphere of hospitality and openness. At the same time, however, as the experts point out, much more could have been done. First of all, the non-existent systemic pre-crisis preparation was a failure. Although even before Russia's attack on Ukraine, intelligence services in many countries had warned of the possibility of Russian aggression, the government did not take sufficient steps to prepare for the reception of refugees. But for

It is the first comprehensive publication in Poland on refugees and migrants from Ukraine.

the spontaneous mobilisation of citizens and local self-governments, hundreds of thousands of refugees would have been left on their own, without aid or shelter.

The lesson to be learned for future is that a scheme coordinated by the relevant services should be set up in advance. This scheme should be based on cooperation between the central government, local self-government, civil society organisations and all those who, as we saw in the first days of the war, take responsibility for helping refugees. It is experts and non-governmental organisations that have been working with refugees for years that have the greatest knowledge of their needs and of thoughtful integration policy-making. Local self-governments in turn, as they have proved during the war in Ukraine, know the local context best and have the greatest potential to deliver systemic support in practice.

The data that we have collected shows that Polish cities are rapidly growing by hundreds of thousands of new residents and users. This rapid change may cause increased social tensions related to the situation on the labour market, deepening of the housing crisis or deterioration of the standard of certain services. Although the scale and form of any such conflicts is difficult to predict, experts argue that without decisive systemic action we will fail to avoid their emergence.

We want to prevent this. We see an opportunity for this in using this breakthrough moment as a catalyst for change that has long been called for. We want to think of refugees from Ukraine not as “strangers” but as our new neighbours. We cannot be sure what will happen in the near future. If the situation in Ukraine stabilises, some refugees may decide to return to Ukraine, to their families. Others will decide to stay in Poland and bring their loved ones here. In view of this uncertainty, the scheme to be established by local self-governments with the support of the central government must be sustainable and responsive to the social needs that existed in Poland even before the outbreak of the war. The changes that we will set out to put in place should therefore be sustainable in the long term, so that they can benefit both the Ukrainian and the Polish parts of our society. We do not want to set up temporary hospitals in tents; we want to increase the capacity of the facilities that already exist. We do not want to build large halls where hundreds of refugees will find temporary shelter; we want to build new places of residence and create a scheme that will allow us to use the spaces that already exist for their

The changes that we will set out to put in place should therefore be sustainable in the long term, so that they can benefit both the Ukrainian and the Polish parts of our society.

accommodation. This scheme will serve not only refugees from Ukraine but also Poles. In this way, it will let us maintain or increase the current standard of living, and as a consequence, prevent potential social conflicts. It will also be useful after the end of the war, no matter how the demographic structure of the Ukrainian community in Poland changes.

Such a support scheme cannot be established without the help of the central government. Bearing this in mind, we want this report to be, on the one hand, the first source of reliable and verified data on our new neighbours, and on the other, a kind of appeal to the central government for increased systemic support for local self-governments. As one of our experts, the head of the Polish Migration Forum, Agnieszka Kosowicz, says, “This is not the time for feigned efforts.”

POLAND

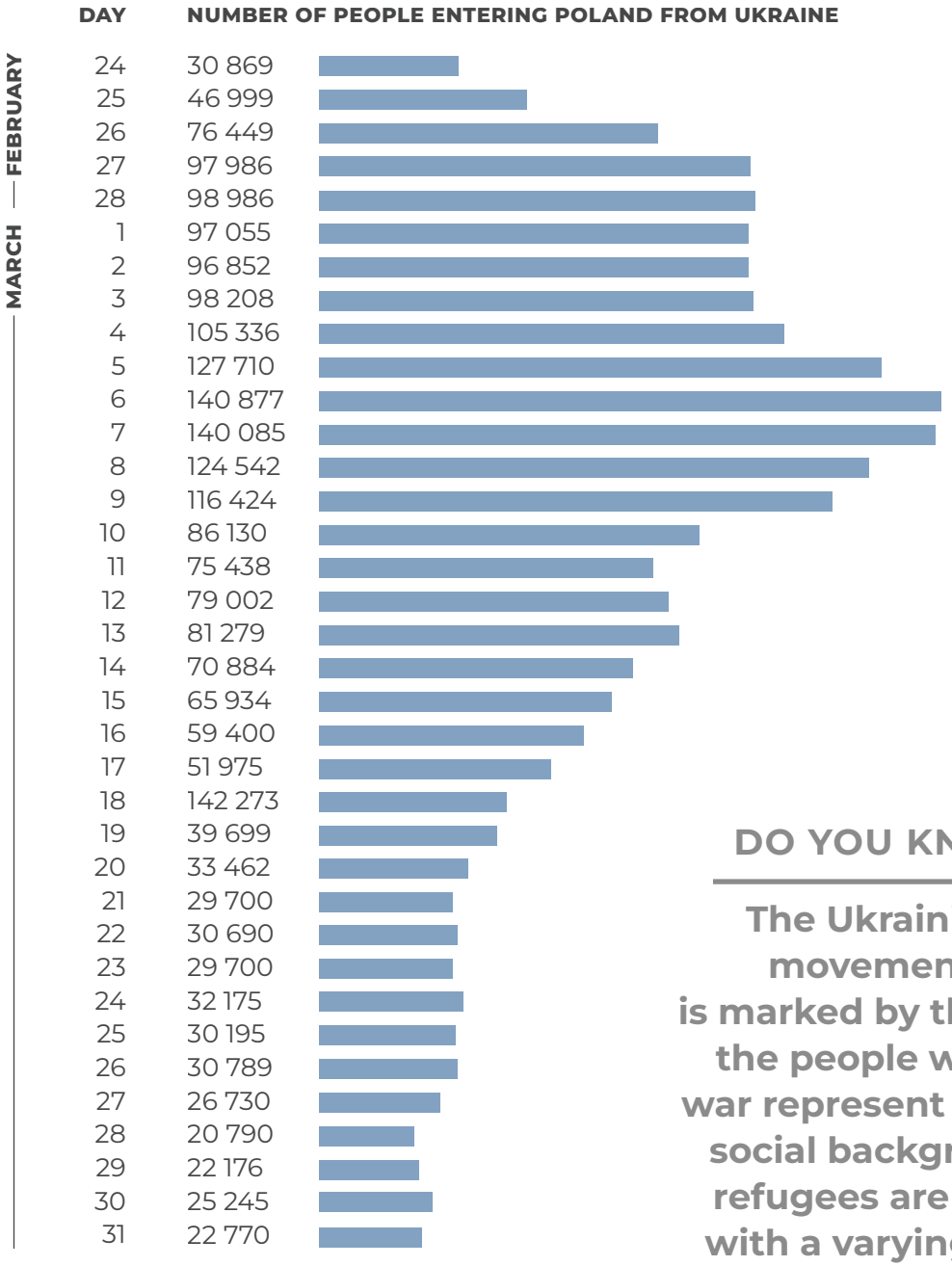

DATA SOURCE: UNHCR

79%

PERCENTAGE OF **ADULT AND YOUTH UKRAINIAN REFUGEES** IN POLAND (PERSONS AGED 15 AND ABOVE) (STATUS ON 01.04.2022, UMP)

21%

PERCENTAGE OF **CHILD UKRAINIAN REFUGEES** IN POLAND (PERSONS AGED 14 AND BELOW) (STATUS ON 01.04.2022, UMP)

DO YOU KNOW THAT:

The Ukrainian refugee movement to Poland is marked by the fact that the people who flee the war represent all possible social backgrounds. The refugees are individuals with a varying degree of education or wealth.

FACT:

Over a million Ukrainian women and men had already dwelled in Poland before the outbreak of the war. In the first five weeks of the war, this number soared to nearly 3.2 million.

For the first time in history, the population of Poland has exceeded

40 million

FACT:

Over a million Ukrainian women and men had already dwelled in Poland before the outbreak of the war. In the first five weeks of the war, this number soared to nearly 3.2 million.

31.12.20 (GUS) — **38 265 013**

01.04.22 (UMP) — **41 451 907**

ESTIMATED GROWTH IN THE POPULATION OF POLAND FROM (ADULTS + CHILDREN)

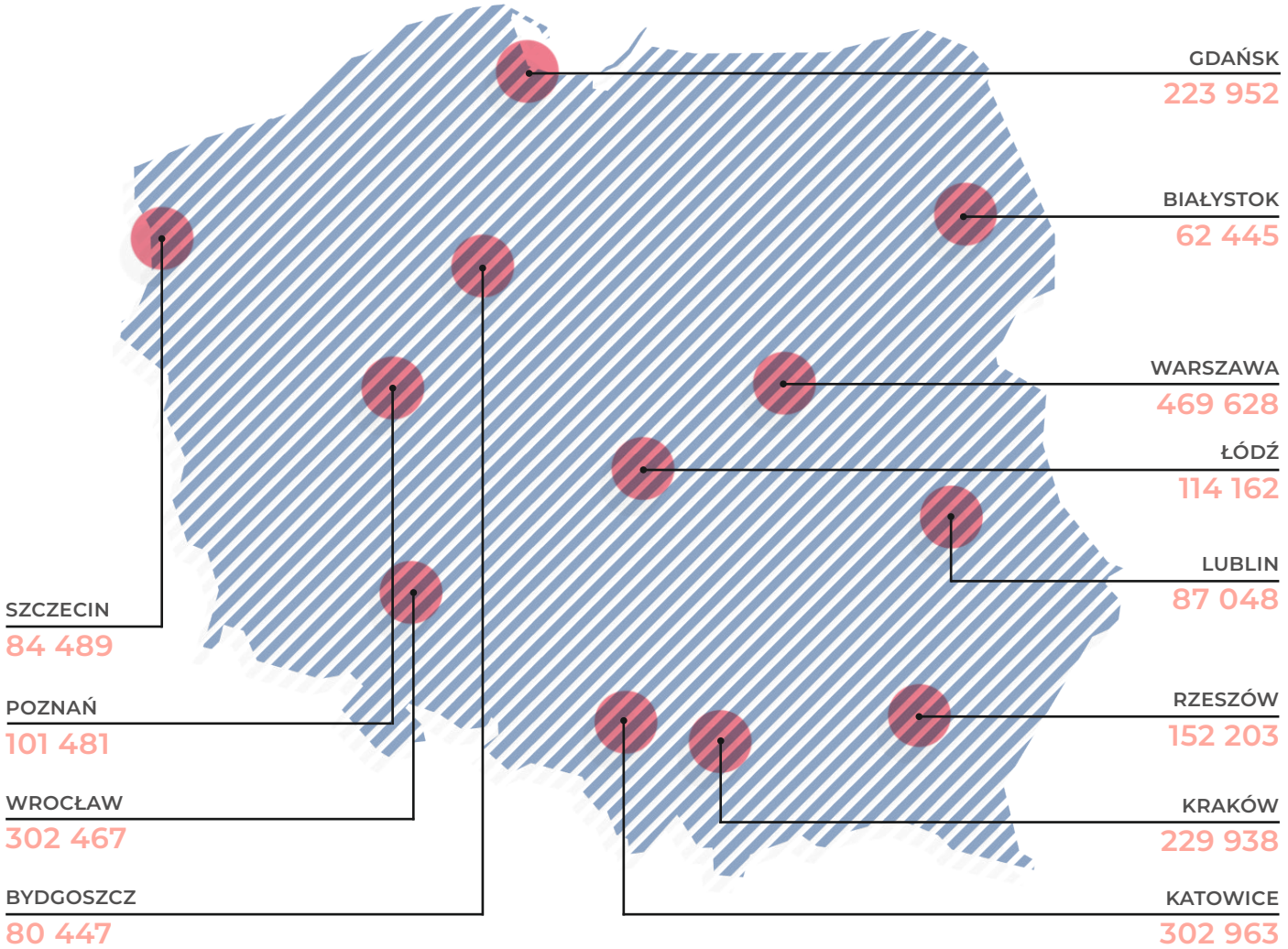

NUMBER OF ALL UKRAINIANS **IN METROPOLITAN AREAS** (ADULTS + CHILDREN)

WHAT MAKES THIS MIGRATION CRISIS UNIQUE?

10 factors that make this migration crises like no other world-wide.

SCALE

Within a month, over 2 million refugees from Ukraine flee their homes and cross the border into Poland, which makes it the second largest refugee destination in the world (after Turkey).

PACE

During the first two weeks of the crisis, Poland accepts a million refugees from Ukraine. This is regarded as one of the largest movements of refugees in modern times.

EU LAW

The legal status of Ukrainian refugees is almost immediately confirmed and equalized across Europe, which is also unique as each EU Member State has its own asylum system and law.

BOTTOM-UP RELOCATION ACTION

Right from the beginning of large-scale migration, a spontaneous and bottom-up relocation action of Ukrainian refugees outside Poland begins, very often coordinated by local self-governments and municipalities. People from all over Europe come to Poland to pick up the refugees and drive them to their countries.

SUPPORT FROM BUSINESSES

Fast response of business organizations willing to aid the refugees is extraordinary compared to other refugee crises.

SHARED SYSTEM

The refugees are included in the existing administration system: they can enjoy access to almost all of its benefits on a par with Polish citizens. This is unique and has not been seen in any refugee crisis before. In most cases, host countries create separate rules for refugees in terms of access to education, labour market, or healthcare.

AID

Tens of thousands of private cars pick the refugees from the border, hundreds of thousands of them are hosted in private homes, funds are raised, and in-kind donations take place. The scale of grassroots aid initiatives of Polish women and men is unheard-of compared to other migration crises in the world.

DEMOGRAPHY

Women and children prevail among the people fleeing Ukraine. There is a relatively considerable number of unaccompanied minors or children travelling with “non-parents” (e.g. older siblings).

INTER-GOVERNMENTAL COOPERATION

The Polish (host country) and Ukrainian (sending country) governments work very closely to facilitate logistics and administrative matters and expedite the movement of refugees.

DATA SHORTAGES

In this migration crisis, there is a surprising discrepancy between the actual technological capacity of the host country and the lack of, or failure to collect, demographic and social data on inflowing refugees that would help manage the crisis more effectively.

WHAT INFLUENCES THE CHOICE OF A DESTINATION CITY?

Three main drivers that make the Ukrainian refugees choose a particular destination in Poland



1. FAMILIAR LOCATION

Refugees tend to pick locations whose names ring a bell or which they visited in the past, e.g. during a holiday or as a student. They mostly chose large urban centres. The less know a location, the less chance that a refugee seeking shelter will go there.

2. ACQUAINTANCES

Those fleeing the war create social networks. The choice where to stay in often guided by mere fact that they know someone in a town or village who is their close or distant relation or just an acquaintance (e.g. relatives, friends, fellows, etc.).

3. SPONTANEOUS DECISION

Sometime decisions to choose a location to stay can be taken on the spur of the moment or can be driven by an offer of assistance from strangers or private persons. This is due to the fact that the host state has no strategy in this respect (no system-ic programme of internal relocation of refugees) and, at the same time, there is a simultaneous and bold grassroots aid initiative of ordinary citizens. Often the choice of a destination town is prompted by a bottom-up aid network organized at the Polish-Ukrainian border.



TADEUSZ TRUSKOLASKI, MAYOR OF BIAŁYSTOK, PRESIDENT OF THE UMP:

Today we are being put to a test of good neighbourhood and friendship. The citizens of Ukraine need our help here and now, and we are here to offer it. There are so many wonderful examples... We are running the Municipal Refugee Aid Centre in Węglowa Street. The refugees are offered shelter, food, and care. We have a Free Shop at the Municipal Stadium. But there is also an amazing urge for help among the residents who accept the refugees to their homes.

BIAŁYSTOK

Białystok

GROWTH IN THE NUMBER OF CENTRAL CITY INHABITANTS

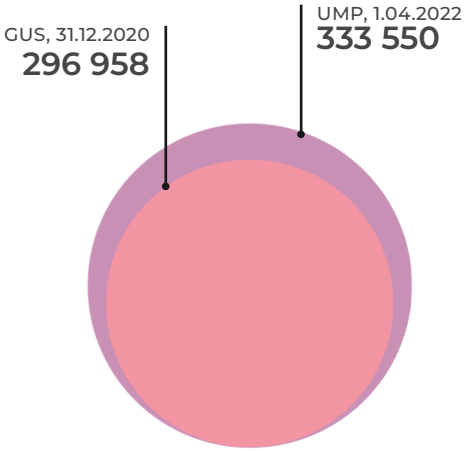

FACT:

Two-thirds of all Ukrainians now in Poland live in the 12 largest metropolitan areas.

36 592
UKRAINIANS

INCLUDING

6 667
CHILDREN

11%

OF BIAŁYSTOK INHABITANTS ARE UKRAINIANS.
* STATUS ON 01.04.2022

DO YOU KNOW THAT:

The incoming Ukrainians can visit municipal administration to go through the most important formalities, for example, submit an application for a Polish ID number (PESEL).

DO YOU KNOW THAT:

The Polish ID number entitles refugees and migrants from Ukraine to access health, social, or family benefits.

62 445 where 59% and 41%*

THE NUMBER OF UKRAINIANS LIVING IN THE **BIAŁYSTOK METROPOLITAN AREA**

SPEND THE NIGHT IN THE **CENTRAL CITY**

SPEND THE NIGHT IN **OTHER TOWNS AND MUNICIPALITIES OF THE METROPOLITAN AREA**

**

	CENTRAL CITY	**OTHER TOWNS AND MUNICIPALITIES** OF THE METROPOLIS
NIGHTTIME POPULATION	29 926	21 022
	CHANGE BY 35%	CHANGE BY 41%
DAYTIME POPULATION	40 529	14 929

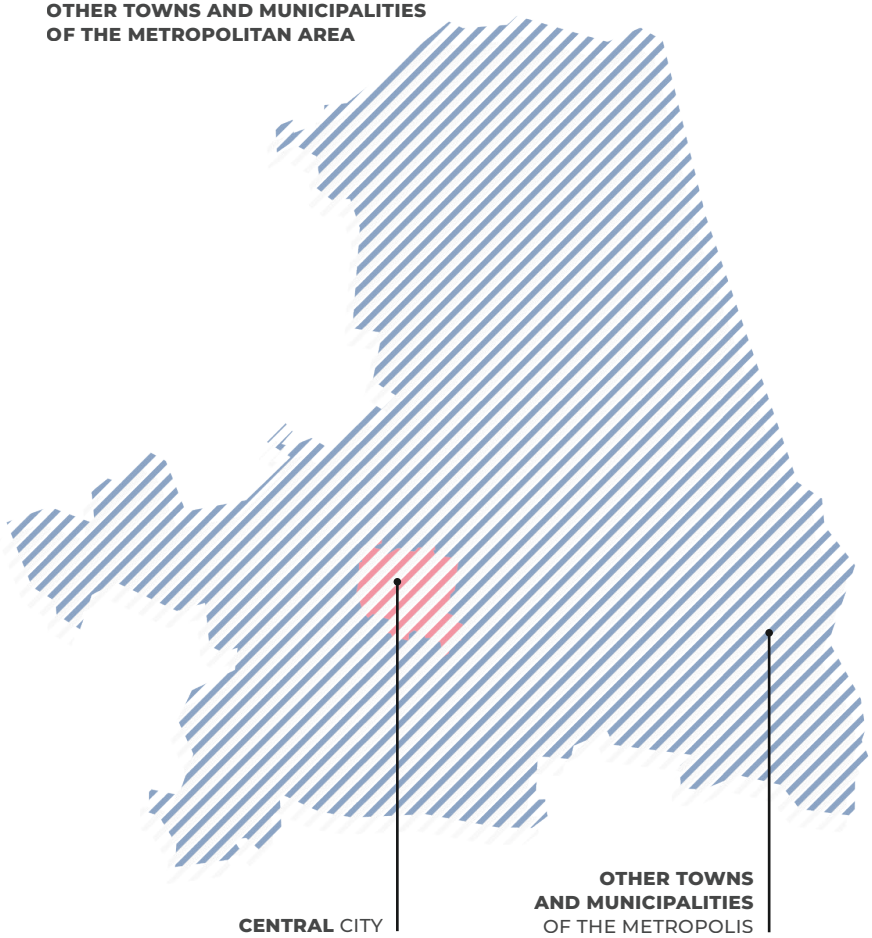

BIAŁYSTOK METROPOLITAN AREA

Białystok is the capital of the multicultural Podlasie region. Together with its 25 neighbouring municipalities, it makes up the Białystok Metropolitan Area. As a result of the war, the number of Ukrainians staying in the area increased to 62,445.* Of these, 36,592 (59%) live in the city of Białystok. In other words, 11% of 333,500 residents of the capital of Podlasie are Ukrainians.

Noteworthy is also the data on the movement of the nighttime and daytime population. It shows that there are 35% more refugees and migrants from Ukraine in the central city during the day than during the night. This is the opposite trend compared to the towns and municipalities of the metropolitan area, where 41% more Ukrainians are reported to stay at night than during the day**.

* STATUS ON 1.04.2022; ADULTS AND YOUTH + CHILDREN
** STATUS ON 01.04.2022; ADULTS AND YOUTH

THE BIAŁYSTOK METROPOLITAN AREA INCLUDES

THE CITY OF BIAŁYSTOK AND THE FOLLOWING MUNICIPALITIES: CHOROSZCZ, CZARNA BIAŁOSTOCKA, DĄBROWA BIAŁOSTOCKA, DOBRZYNIEWO DUŻE, GRÓDEK, JANÓW, JUCHNOWIEC KOŚCIELNY, KORYCIN, KRYNKI, KUŹNICA, ŁAPY, MICHAŁOWO, NOWY DWÓR, POŚWIĘTNE, SIDRA, SOKÓŁKA, SUCHOWOLA, SUPRAŚL, SURAŻ, SZUDZIAŁOWO, TUROŚŃ KOŚCIELNA, TYKOCIN, WASILKÓW, ZABŁUDÓW, ZAWADY (NUTS-3 CLASSIFICATION).

RAFAŁ BRUSKI, MAYOR OF BYDGOSZ:

The Bydgoszcz residents' hearts are big. Now that the situation beyond our eastern border is so dire, the citizens' commitment is even greater. Our community activists, volunteers, and ordinary residents are donating gifts that are taken away to the needy. As a municipality, we are also taking steps to make the refugees in our city feel welcome and safe.

BYDGOSZCZ

BYDGOSZCZ

GROWTH IN THE NUMBER OF CENTRAL CITY INHABITANTS

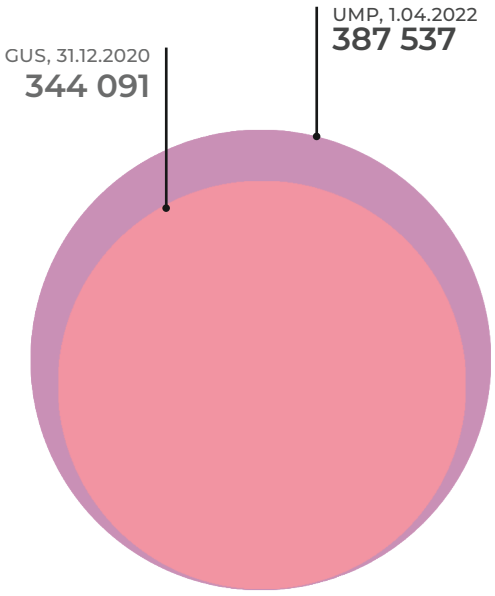

43 446
UKRAINIANS

INCLUDING

8 380
CHILDREN

11%

OF BYDGOSZCZ INHABITANTS ARE UKRAINIANS.
* STATUS ON 01.04.2022

DO YOU KNOW THAT:

Many of the Ukrainians arriving in Poland do not plan to stay in Polish cities for longer or make arrangements for a permanent stay. They want to wait the dire situation in Ukraine out and return home once it gets stabilized.

QUESTION:

After the end of the war, will the women and children return to Ukraine to their men, or will their men join their women and children in Poland?

80 447 where **54%** and **46%***

THE NUMBER OF UKRAINIANS LIVING IN THE **BYDGOSZCZ-TORUŃ METROPOLITAN AREA**

SPEND THE NIGHT IN THE **CENTRAL CITY**

SPEND THE NIGHT IN **OTHER TOWNS AND MUNICIPALITIES OF THE METROPOLITAN AREA**

**

	CENTRAL CITY	**OTHER TOWNS AND MUNICIPALITIES** OF THE METROPOLIS
NIGHTTIME POPULATION	35 066	29 918
	CHANGE BY 33%	CHANGE BY 23%
DAYTIME POPULATION	46 524	24 406

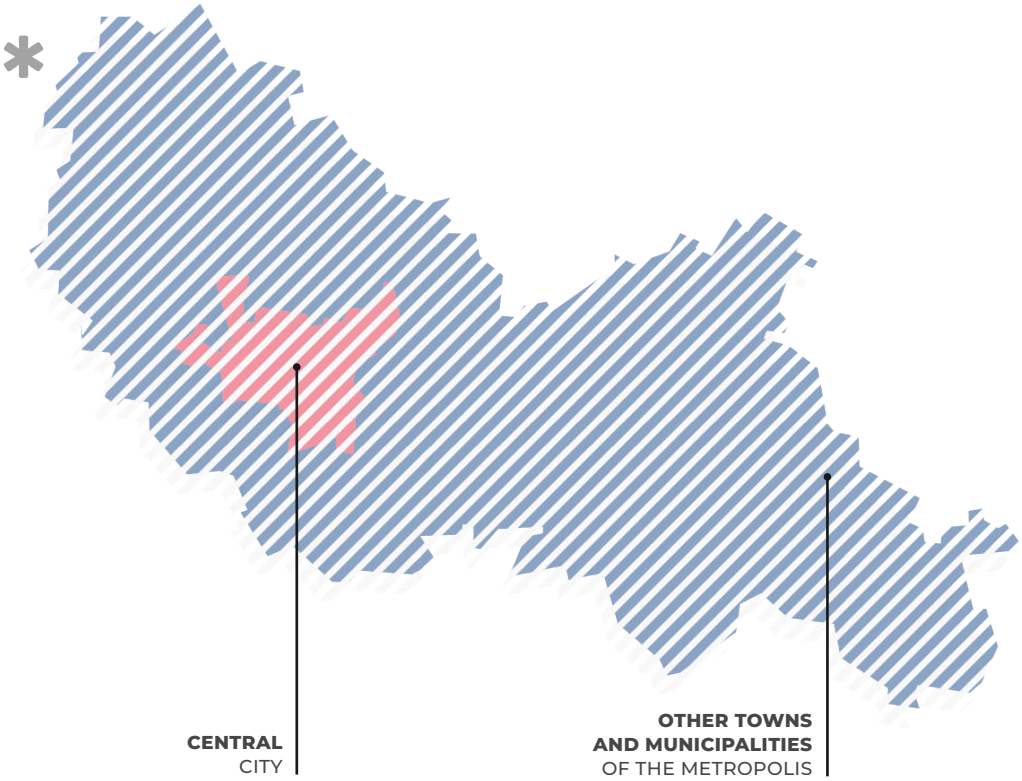

BYDGOSZCZ-TORUŃ METROPOLITAN AREA

Shrouded in deep forests, Bydgoszcz, together with the city of Toruń, and 18 neighbouring municipalities makes the Bydgoszcz-Toruń Metropolitan Area. Today, it is home to 80,447 Ukrainians, including war refugees.* More than half of them (54%) decided to settle in Bydgoszcz. Currently, 11% of 387,537 residents of the city are Ukrainians.*

Noteworthy is also the data on the movement of the nighttime and daytime population. It shows that there are 33% more refugees and migrants from Ukraine in the central city during the day than during the night. This is the opposite trend compared to the towns and municipalities of the metropolitan area, where 23% more Ukrainians are reported to stay at night than during the day**.

* STATUS ON 1.04.2022; ADULTS AND YOUTH + CHILDREN
** STATUS ON 01.04.2022; ADULTS AND YOUTH

THE BYDGOSZCZ METROPOLITAN AREA INCLUDES

THE CITY OF BYDGOSZCZ AND THE FOLLOWING MUNICIPALITIES: BIAŁE BŁOTA, CHEŁMŻA – URBAN MUNICIPALITY, CHEŁMŻA – RURAL MUNICIPALITY, CZERNIKOWO, DĄBROWA CHEŁMINSKA, DOBROCZ, KORONOWO, LUBICZ, ŁUBIANKA, ŁYSOMICE, NOWA WIEŚ WIELKA, OBOROWO, OSIELSKO, SICIENKO, SOLEC KUJAWSKI, TORUŃ, WIELKA NIESZAWKA, ZŁAWIEŚ WIELKA (NUTS-3 CLASSIFICATION).

ALEKSANDRA DULKIEWICZ, MAYOR OF GDAŃSK:

When we were setting up a Ukrainian working group in the autumn of 2021, no one expected how it would operate today. Back then, Mariupol, a sister city of Gdańsk, boasted its success in attracting foreign investors. Today, just a few months later, we are in a completely different and gloomy reality. By acting together and tackling problems in the spirit of solidarity, we can boldly face this challenge.

GDAŃSK

GDAŃSK

GROWTH IN THE NUMBER OF CENTRAL CITY INHABITANTS

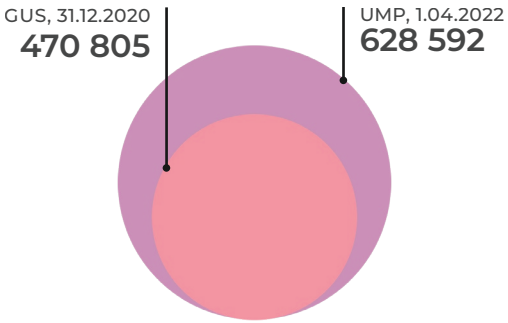

DO YOU KNOW THAT:

Many Ukrainian refugees are still working in Ukraine through remote means of communication. Likewise, many Ukrainian children are attending online classes at their own schools.

157 787
UKRAINIANS

INCLUDING

38 122
CHILDREN

25%

OF GDAŃSK INHABITANTS ARE UKRAINIANS.
* STATUS ON 01.04.2022

NOTE:

Many child refugees may experience war trauma. They should be provided with prompt psychological assistance.

DO YOU KNOW THAT:

The absence of a system of detailed registration of refugees at the Polish-Ukrainian border or at refugee reception points prevents effective identification of their needs. And this information is key to creating robust assistance schemes.

223 952 where 70% and 30%*

THE NUMBER OF UKRAINIANS LIVING IN THE **GDAŃSK METROPOLITAN AREA**

SPEND THE NIGHT IN THE **CENTRAL CITY**

SPEND THE NIGHT IN **OTHER TOWNS AND MUNICIPALITIES OF THE METROPOLITAN AREA**

**

	CENTRAL CITY	**OTHER TOWNS AND MUNICIPALITIES** OF THE METROPOLIS
NIGHTTIME POPULATION	119 665	52 422
	CHANGE BY 16%	CHANGE BY 46%
DAYTIME POPULATION	138 665	35 926

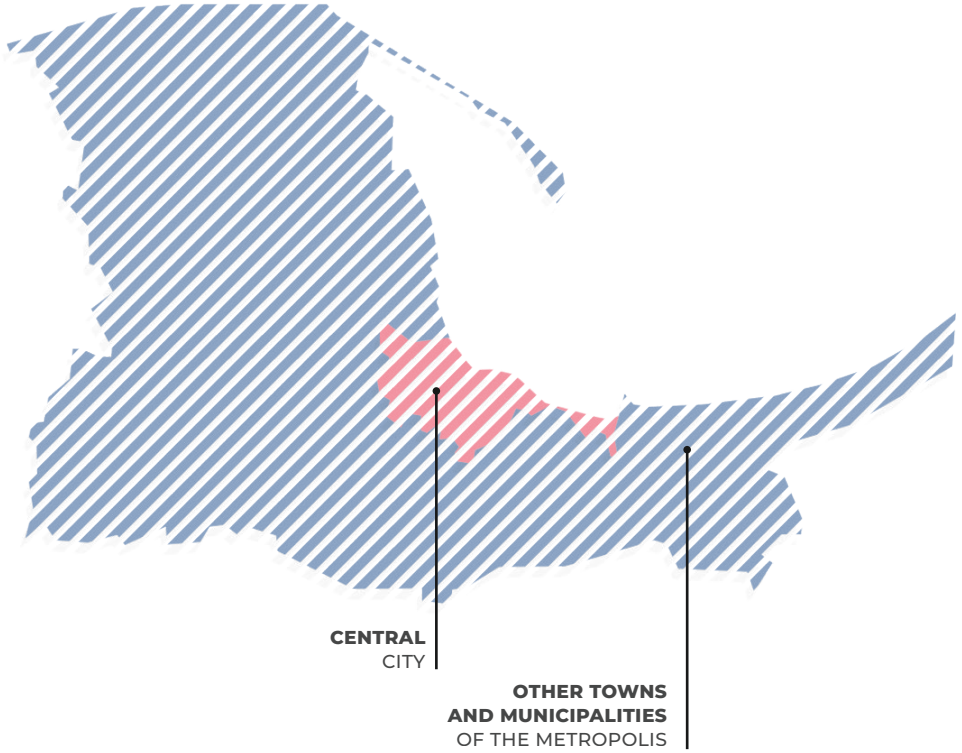

GDAŃSK METROPOLITAN AREA

Gdańsk is the largest Polish seaside urban centre. Together with its 40 neighbouring municipalities, it makes the Gdańsk Metropolitan Area. Today, it is home to 223,952 Ukrainians,* including war refugees. The vast majority of them (70%) stay in Gdańsk. Currently, 25% of 628,592 residents of the city are Ukrainians.

Noteworthy is also the data on the movement of the nighttime and daytime population. It shows that there are 16% more refugees and migrants from Ukraine in the central city during the day than during the night. This is the opposite trend compared to the towns and municipalities of the metropolitan area, where 46% more Ukrainians are reported to stay at night than during the day**.

* STATUS ON 1.04.2022; ADULTS AND YOUTH + CHILDREN
** STATUS ON 01.04.2022; ADULTS AND YOUTH

THE GDAŃSK METROPOLITAN AREA INCLUDES

THE CITY OF GDAŃSK AND THE FOLLOWING MUNICIPALITIES: CEDRY WIELKIE, CHMIELNO, CHMIELOWO, CHOCZEWO, GDYNIA, GNIEWINO, HEL, JASTARNIA, KARTUZY, KOLBUDY, KOSAKOWO, KROKOWA, KRYNICA MORSKA, LINIA , LUZINO , ŁĘCZYCE, NOWY DWÓR GDAŃSKI, OSTASZEWO, PRUSZCZ GDAŃSKI – URBAN MUNICIPALITY, PRUSZCZ GDAŃSKI – RURAL MUNICIPALITY, PRZODKOWO, PRZYWIDZ, PSZCZÓŁKI, PUCK, REDA, RUMIA, SIERAKOWICE, SOMONINO, SOPOT, STEGNA, STĘŻYCA, SULĘCZYNO, SUCHY DĄB, SZEMUD, SZTUTOWO, TRĄBKI WIELKIE, WEJHEROWO – URBAN MUNICIPALITY, WEJHEROWO – RURAL MUNICIPALITY, WŁADYSŁAWOWO, ŻUKOWO (NUTS-3 CLASSIFICATION).

MARCIN KRUPA, MAYOR OF KATOWICE:

In the early days of the war, the number of refugees from Ukraine arriving in Katowice was growing rapidly. Katowice International Coach Station became a reception point serving about 300 refugees daily, mainly mothers with children. It is not easy to find you way in a foreign country or city, often without any belongings and support from relatives. Therefore, we have published a simple guide in Ukrainian to offer a quick and effective aid.

KATOWICE

KATOWICE
dla odmiany

GROWTH IN THE NUMBER OF CENTRAL CITY INHABITANTS

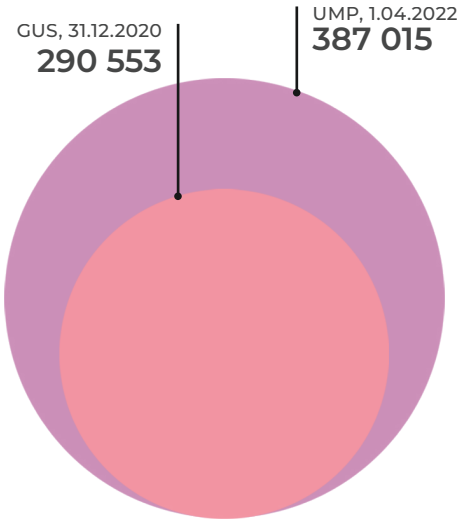

96 462
UKRAINIANS

INCLUDING

18 998
CHILDREN

25%

OF KATOWICE INHABITANTS ARE UKRAINIANS.
* STATUS ON 01.04.2022

FACT:

The Metropolitan Union of Upper Silesia and Dąbrowa Basin is the only UMP metropolis where more Ukrainians stay in the periurban space than in the central city.

FACT:

Experts unambiguously point to the key role of metropolises and cities as integration hubs of foreign migrants.

302 963 where 32% and 68%*

THE NUMBER OF UKRAINIANS LIVING IN THE **KAMETROPOLITAN UNION OF UPPER SILESIA AND DĄBROWA BASIN**

SPEND THE NIGHT IN THE **CENTRAL CITY**

SPEND THE NIGHT IN **OTHER TOWNS AND MUNICIPALITIES OF THE METROPOLITAN AREA**

**

	CENTRAL CITY	**OTHER TOWNS AND MUNICIPALITIES** OF THE METROPOLIS
NIGHTTIME POPULATION	77 464	166 343
	CHANGE BY 27%	CHANGE BY 122%
DAYTIME POPULATION	98 662	75 066

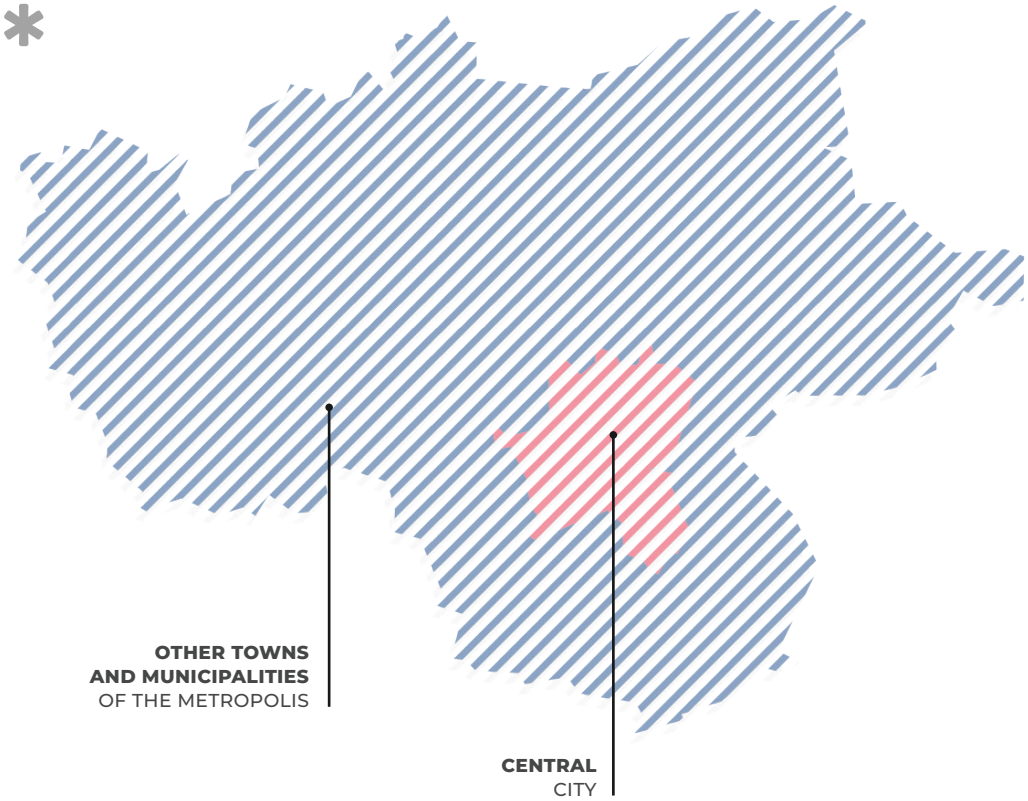

METROPOLITAN UNION OF UPPER SILESIA AND DĄBROWA BASIN

Katowice is the heart of Silesia. Together with its 40 neighbouring municipalities, it makes the Metropolitan Union of Upper Silesia and Dąbrowa Basin. Today, it is home to 302,963 Ukrainians, including war refugees.* It is the only UMP metropolitan area in which more Ukrainians (68%) live in the towns and municipalities of the metropolis than in its central city (32%). Still, the Ukrainian refugees and migrants currently account for as much as 25% of 387,015 inhabitants of Katowice.

Noteworthy is also the data on the movement of the nighttime and daytime population. It shows that there are 27% more refugees and migrants from Ukraine in the central city during the day than during the night. This is the opposite trend compared to the towns and municipalities of the metropolitan area, where 122% more Ukrainians are reported to stay at night than during the day**.

* STATUS ON 1.04.2022; ADULTS AND YOUTH + CHILDREN
** STATUS ON 01.04.2022; ADULTS AND YOUTH

THE KAMETROPOLITAN UNION OF UPPER SILESIA AND DĄBROWA BASIN INCLUDES

THE CITY OF KATOWICE AND THE FOLLOWING MUNICIPALITIES: BĘDZIN, BIERUŃ, BOBROWNIKI, BOJSZOWY, BYTOM, CHEŁM ŚLĄSKI, CHORZÓW, CZELADŹ, DĄBROWA GÓRNICZA, GLIWICE, GIERAŁTOWICE, IMIELIN, KOBIÓR, KNURÓW, LĘDZINY, ŁAZISKA GÓRNE, MIERZĘCICE, MIKOŁÓW, MYSŁOWICE, OŻAROWICE, PIEKARY ŚLĄSKIE, PSARY, PILCHOWICE, PYSKOWICE, RUDA ŚLĄSKA, RADZIONKÓW, RUDZINIEC, RADZIONKÓW, SIEMIANOWICE ŚLĄSKIE, SIEWIERZ, SŁAWKÓW, SOSNOWIEC, SOŚNICOWICE, ŚWIERKLANIEC, ŚWIĘTOCHŁOWICE, TARNOWSKIE GÓRY, TYCHY, WOJKOWICE, WYRY, ZABRZE, ZBROSŁAWICE (NUTS-3 CLASSIFICATION).

JACEK MAJCHROWSKI, MAYOR OF KRAKÓW:

At the beginning of the crisis in Ukraine, we were focusing on providing the very basic assistance to the refugees, such as housing and foodstuffs. Now, we are at the point where we have to start thinking about how to make them become more independent. That is why we have partnered up with the academia and business community to create a database with available jobs, paid internships, and retraining courses.

KRAKÓW

Kraków

GROWTH IN THE NUMBER OF CENTRAL CITY INHABITANTS

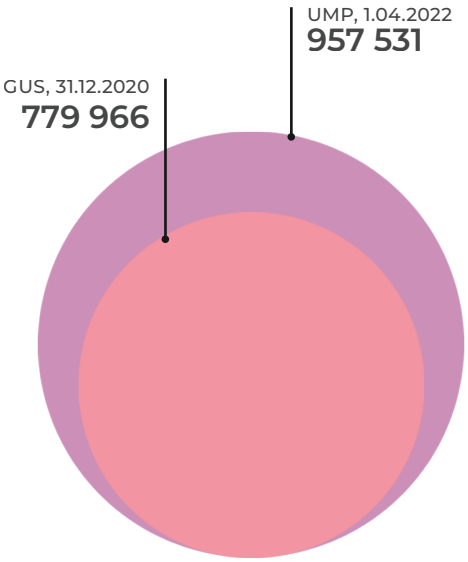

177 565
UKRAINIANS

INCLUDING

42 701
CHILDREN

19%

OF KRAKÓW INHABITANTS ARE UKRAINIANS.
* STATUS ON 01.04.2022

FACT:

Several Polish cities have offered free public transport to Ukrainian refugees.

DO YOU KNOW THAT:

For many refugees, excursions are a chance to spend some time alone and in peace and quiet. Ukrainians are often received as guests or live in shared apartments. So, they appreciate every opportunity to take a break.

229 938 where 77% and 23%*

THE NUMBER OF UKRAINIANS LIVING IN THE **KRAKÓW METROPOLITAN AREA**

SPEND THE NIGHT IN THE **CENTRAL CITY**

SPEND THE NIGHT IN **OTHER TOWNS AND MUNICIPALITIES OF THE METROPOLITAN AREA**

**

	CENTRAL CITY	**OTHER TOWNS AND MUNICIPALITIES** OF THE METROPOLIS
NIGHTTIME POPULATION	134 864	46 912
	CHANGE BY 21%	CHANGE BY 211%
DAYTIME POPULATION	163 464	15 065

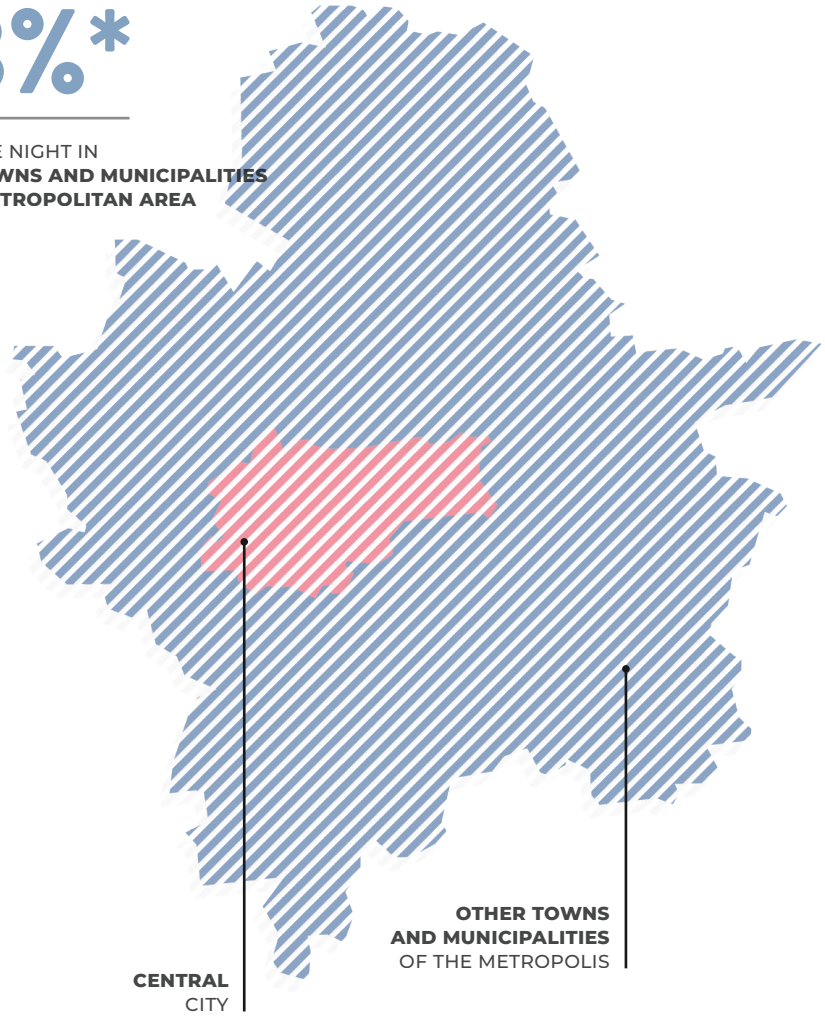

KRAKOW METROPOLITAN AREA

Kraków is the historic capital of Poland. Together with its 53 neighbouring municipalities, it makes the Kraków Metropolitan Area. Today, it is home to 229,938 Ukrainians,* including war refugees. The vast majority of them (77%) stay in Kraków. They account for 19% of 957,531 inhabitants of Kraków.

Noteworthy is also the data on the movement of the nighttime and daytime population. It shows that there are 21% more refugees and migrants from Ukraine in the central city during the day than during the night. This is the opposite trend compared to the towns and municipalities of the metropolitan area, where 211% more Ukrainians are reported to stay at night than during the day**.

* STATUS ON 1.04.2022; ADULTS AND YOUTH + CHILDREN
** STATUS ON 01.04.2022; ADULTS AND YOUTH

THE KRAKÓW METROPOLITAN AREA INCLUDES

THE CITY OF KRAKÓW AND THE FOLLOWING MUNICIPALITIES: BISKUPICE, BOCHNIA – URBAN MUNICIPALITY, BOCHNIA – RURAL MUNICIPALITY, CHARSZNICA, CZERNICHÓW, DOBCZYCE, DRWINIA, GDÓW, GOŁCZA, IGOŁOMIA – WAWRZEŃCZYCE, IWANOWICE, JERZMANOWICE – PRZEGINIA, KŁAJ, KOCMYRZÓW-LUBORZYCA, KONIUSZA, KOSZYCE – URBAN MUNICIPALITY, KOSZYCE – RURAL MUNICIPALITY, KOZŁÓW, KSIĄŻ WIELKI, KRZESZOWICE, LIPNICA MUROWANA, LISZKI, LUBIEŃ, ŁAPANÓW, MICHAŁOWICE, MOGILANY, MYŚLENICE, NIEPOŁOMICE, NOWE BRZESKO, NOWY WIŚNICZ, PAŁECZNICA, PCIM, PROSZOWICE, RACIECHOWICE, RACŁAWICE, RADZIEMICE, RZEZAWA, SIEPRAW, SKAŁA, SKAWINA, SŁABOSZÓW, SŁOMNIKI, SUŁKOWICE, SUŁOSZOWA, ŚWIĄTNIKI GÓRNE, TOKARNIA, TRZCIANA, WIELKA WIEŚ, WIELICZKA, WIŚNIOWA, ZABIERZÓW, ZIELONKI, ŻEGOCINA (NUTS-3 CLASSIFICATION).

KRZYSZTOF ŻUK, MAYOR OF LUBLIN:

While engaging all our resources to help the refugees arriving in Lublin, we are also looking ahead towards the coming months and years that will likely continue to be marked by the tragedy of the war. That is why we are implementing refugee employment programmes. For example, we are employing Ukrainian tutors at Lublin schools. Their job is to support Ukrainian and Polish pupils, teachers, and parents in the integration process.

LUBLIN

Lublin MIASTO INSPIRACJI

GROWTH IN THE NUMBER OF CENTRAL CITY INHABITANTS

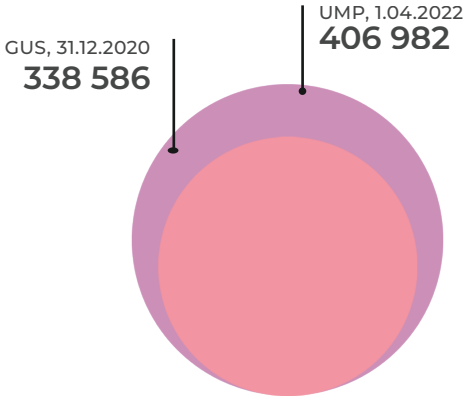

REMEMBER:

Ukrainian children should be able to take exams in order to make educational progress and not to lose a school year.

68 396
UKRAINIANS

INCLUDING

16 866
CHILDREN

17%

OF LUBLIN INHABITANTS ARE UKRAINIANS.
* STATUS ON 01.04.2022

NOTE:

The spontaneous response of local self-governments and citizens has made it possible to take care of the refugees' most urgent needs. Now, it is about time the central government showed a statewide initiative.

FACT:

Admitting Ukrainian children to schools creates an opportunity to build a new, open school system. This requires intercultural education to be provided at Polish schools.

87 048 where 79% and 21%*

THE NUMBER OF UKRAINIANS LIVING IN THE **LUBLIN METROPOLITAN AREA**

SPEND THE NIGHT IN THE **CENTRAL CITY**

SPEND THE NIGHT IN **OTHER TOWNS AND MUNICIPALITIES OF THE METROPOLITAN AREA**

**

	CENTRAL CITY	**OTHER TOWNS AND MUNICIPALITIES** OF THE METROPOLIS
NIGHTTIME POPULATION	51 530	16 261
	CHANGE BY 11%	CHANGE BY 52%
DAYTIME POPULATION	57 439	10 670

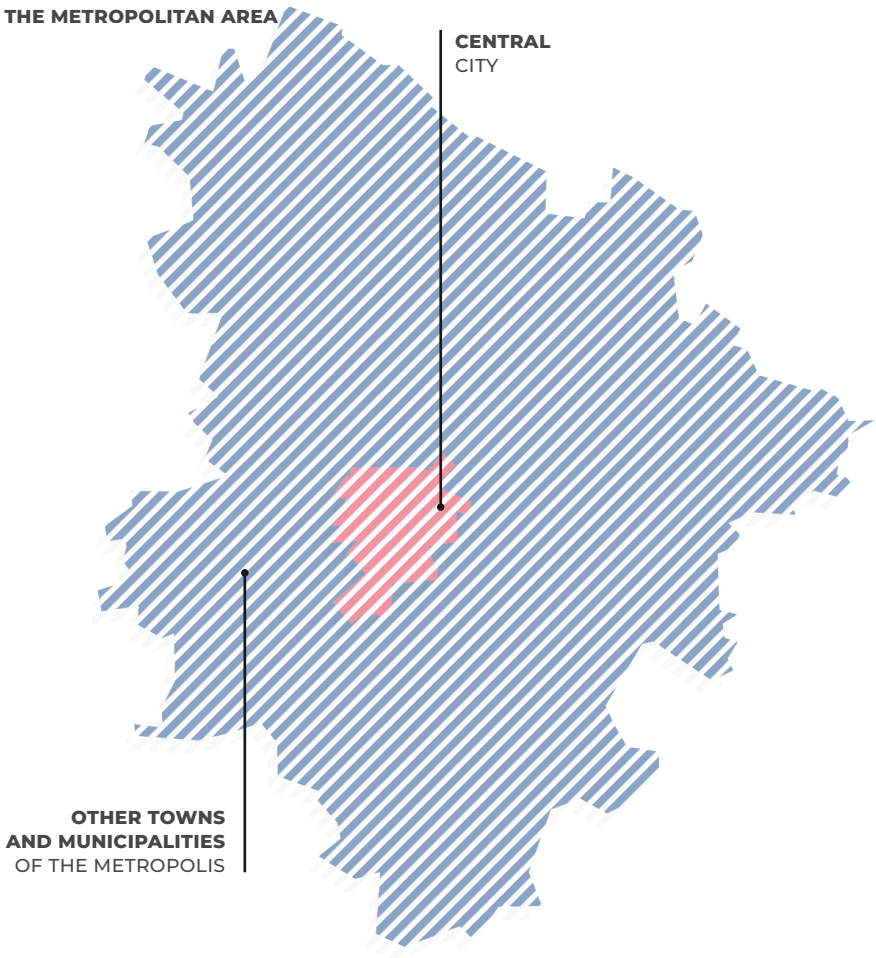

LUBLIN METROPOLITAN AREA

Lublin sits on the main route between the Ukrainian border and Warsaw. Together with its 40 neighbouring municipalities, it makes the Lublin Metropolitan Area. Today, it is home to 87,048 Ukrainians, including war refugees.* Most of them, as many as 79%, live in Lublin. They account for 17% of 406,982 inhabitants of the city.

Noteworthy is also the data on the movement of the nighttime and daytime population. It shows that there are 11% more refugees and migrants from Ukraine in the central city during the day than during the night. This is the opposite trend compared to the towns and municipalities of the metropolitan area, where 52% more Ukrainians are reported to stay at night than during the day**.

* STATUS ON 1.04.2022; ADULTS AND YOUTH + CHILDREN
** STATUS ON 01.04.2022; ADULTS AND YOUTH

THE LUBLIN METROPOLITAN AREA INCLUDES

THE CITY OF LUBLIN AND THE FOLLOWING MUNICIPALITIES: ABRAMÓW, BEŁŻYCE, BORZECHÓW, BYCHAWA, CYCÓW, FIRLEJ, GARBÓW, GŁUSK, JABŁONNA, JASTKÓW, JEZIORZANY, KAMIONKA, KOCK, KONOPNICA, KRZCZONÓW, LUBARTÓW – URBAN MUNICIPALITY, LUBERTÓW – RURAL MUNICIPALITY, LUDWIN, ŁĘCZYCA, MICHÓW, MILEJÓW, MEŁGIEW, NIEDRZWICA DUŻA, NIEDŹWIADA, NIEMCE, OSTRÓW LUBELSKI, OSTRÓWEK, PIASKI, PUCHACZÓW, RYBCZEWICE, SERNIKI, SPICZYN, STRZYŻEWICE, ŚWIDNIK, TRAWNIKI, UŚCIMÓW, WOJCIECHÓW, WÓLKA, WYSOKIE, ZAKRZEW (NUTS-3 CLASSIFICATION).

HANNA ZDANOWSKA, MAYOR OF ŁÓDŹ:

As a society, we have made the grade and even more than that. The Łódź residents and Poles in general are amazing. Łódź has become home to several orphanages from Ukraine: small kids and their guardians. It seems that we are in a constant sprint race, but our society have made it and have reached the finish line successfully. However, now we must get braced for a real marathon of aid.

ŁÓDŹ

GROWTH IN THE NUMBER OF CENTRAL CITY INHABITANTS

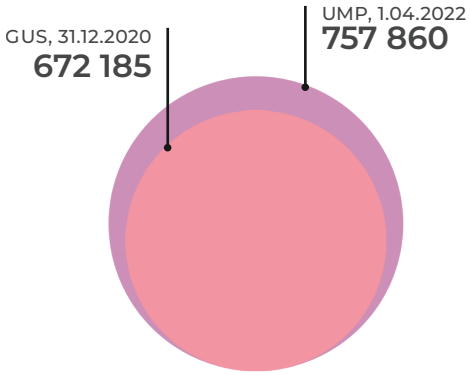

DO YOU KNOW THAT:

Quick and liberal recognition of professional qualification enables Ukrainians to enter the labour market faster.

85 675
UKRAINIANS

INCLUDING

18 471
CHILDREN

11%

OF ŁÓDŹ INHABITANTS ARE UKRAINIANS.
* STATUS ON 01.04.2022

FACT:

In the UMP metropolitan areas, Ukrainians move to the central cities during the day to work, study, shop, or visit an office.

NOTE:

The provision of housing is a critical issue. Many refugees have been accepted by Polish families to their homes. However, this situation will not continue for even and is likely to generate social tensions.

114 162 where 75% and 25%*

THE NUMBER OF UKRAINIANS LIVING IN THE **ŁÓDŹ METROPOLITAN AREA**

SPEND THE NIGHT IN THE **CENTRAL CITY**

SPEND THE NIGHT IN **OTHER TOWNS AND MUNICIPALITIES OF THE METROPOLITAN AREA**

**

	CENTRAL CITY	**OTHER TOWNS AND MUNICIPALITIES** OF THE METROPOLIS
NIGHTTIME POPULATION	67 204	25 102
	CHANGE BY 25%	CHANGE BY 72%
DAYTIME POPULATION	84 305	14 597

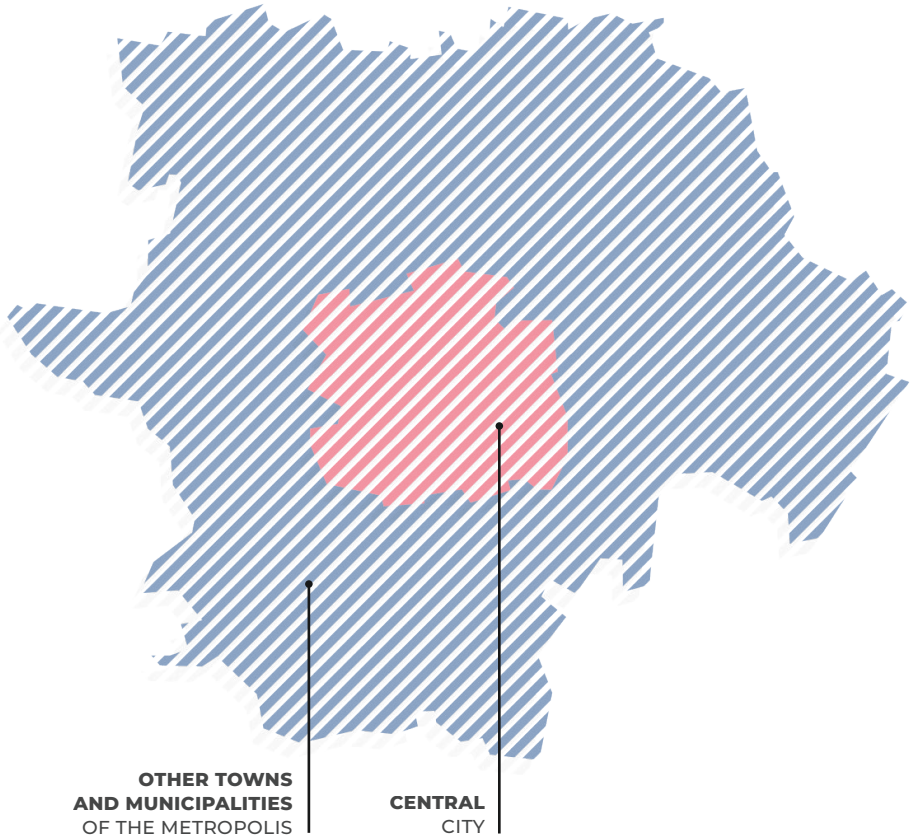

ŁÓDŹ METROPOLITAN AREA

Łódź is famous for its history as the Polish capital of textile industry. Together with its 23 neighbouring municipalities, it makes the Łódź Metropolitan Area. Today, it is home to 114,162 Ukrainians*, including war refugees. Most of them, as many as 75%, live in Łódź. Currently, 11% of 757,860 residents of the city are Ukrainians.
Noteworthy is also the data on the movement of the nighttime and daytime population. It shows that there are 25% more refugees and migrants from Ukraine in the central city during the day than during the night. This is the opposite trend compared to the towns and municipalities of the metropolitan area, where 72% more Ukrainians are reported to stay at night than during the day**.

* STATUS ON 1.04.2022; ADULTS AND YOUTH + CHILDREN
** STATUS ON 01.04.2022; ADULTS AND YOUTH

THE ŁÓDŹ METROPOLITAN AREA INCLUDES

THE CITY OF ŁÓDŹ AND THE FOLLOWING MUNICIPALITIES: ANDRESPOL, ALEKSANDRÓW ŁÓDZKI, BRÓJCE, BRZEZINY, DŁUTÓW, DOBROŃ, DMOSIN, GŁOWNO – URBAN MUNICIPALITY, GŁOWNO – RURAL MUNICIPALITY, JEŻÓW, KOLUSZKI, KONSTANTYNÓW ŁÓDZKI, KSAWERÓW, LUTOMIERSK, NOWOSOLNA, OZORKÓW, PABIANICE, PARZĘCZEW, ROGÓW, RZGÓW, STRYKÓW, TUSZYN, ZGIERZ (NUTS-3 CLASSIFICATION).

JACEK JAŚKOWIAK, MAYOR OF POZNAŃ:

I strongly believe that Ukraine will win this war. I believe that democracy and freedom will prevail, and that European and world solidarity will empower Ukrainians to defeat the invader. Poznań has established 13 task force groups, each working on a specific type of aid provided to Ukrainian citizens. How we respond and behave today will bear fruit in the decades to come.

POZNAŃ

POZnań*

GROWTH IN THE NUMBER OF CENTRAL CITY INHABITANTS

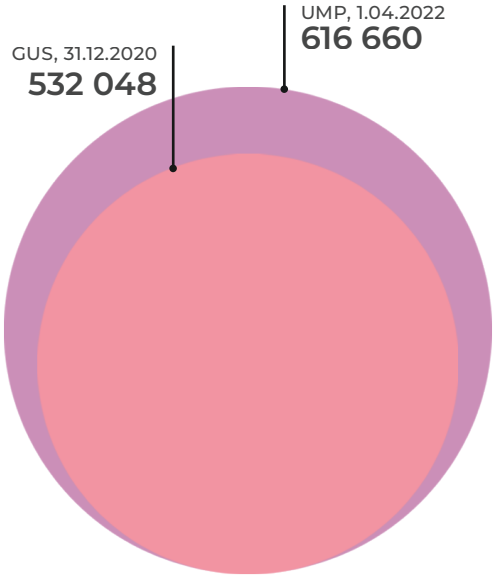

84 612
UKRAINIANS

INCLUDING

14 158
CHILDREN

14%

OF POZNAŃ INHABITANTS ARE UKRAINIANS.
* STATUS ON 01.04.2022

DO YOU KNOW THAT:

Learning the language facilitates the integration process, lessens the stress of staying in an unfamiliar environment as well as strengthening the bond with the new home.

DO YOU KNOW THAT:

Ability to hold a job interview in Polish significantly increases the chances of being employed. For refugees, this is one of the most effective ways towards becoming independent.

101 481 where 83% and 17%*

THE NUMBER OF UKRAINIANS LIVING IN THE **POZNAŃ METROPOLITAN AREA**

SPEND THE NIGHT IN THE **CENTRAL CITY**

SPEND THE NIGHT IN **OTHER TOWNS AND MUNICIPALITIES OF THE METROPOLITAN AREA**

	CENTRAL CITY	**OTHER TOWNS AND MUNICIPALITIES** OF THE METROPOLIS
NIGHTTIME POPULATION **	70 454	14 914
	CHANGE BY 26%	CHANGE BY 151%
DAYTIME POPULATION	88 663	5 952

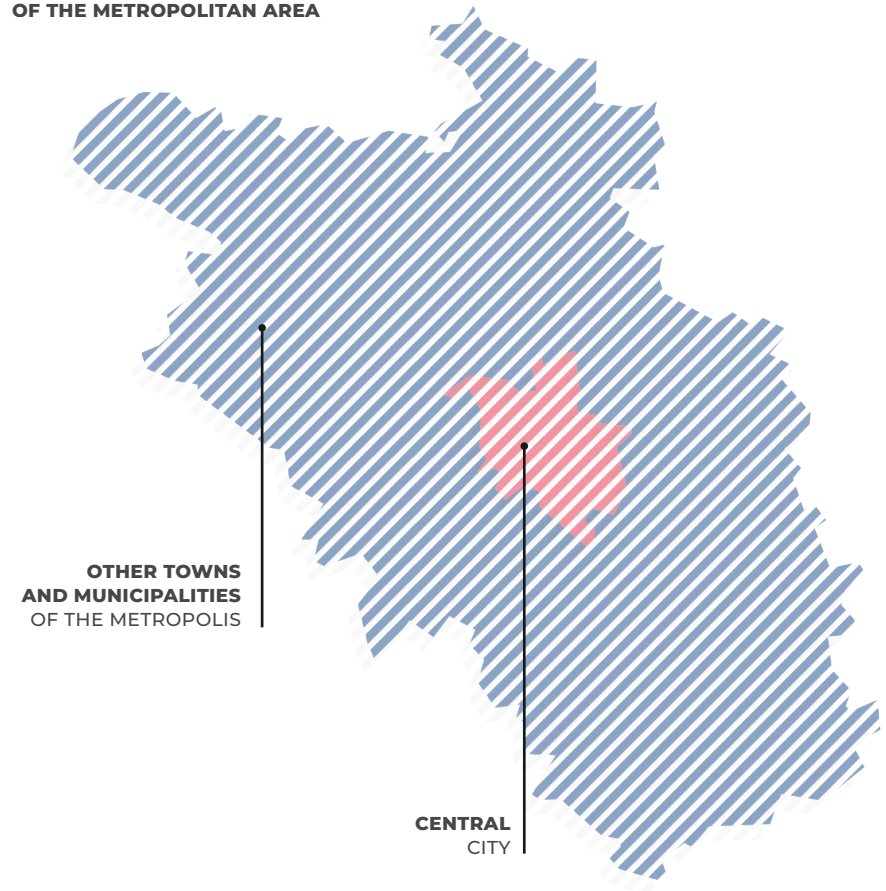

POZNAŃ METROPOLITAN AREA

Poznań is the capital of the historic region of Greater Poland. It lies half-way between two great European capitals, Warsaw and Berlin. Together with its 36 neighbouring municipalities, it makes the Poznań Metropolitan Area. Today, it is home to 101,481 Ukrainians,* including war refugees. The vast majority of them (83%) stay in Poznań. They account for 14% of 616,660 inhabitants of Poznań.

Noteworthy is also the data on the movement of the nighttime and daytime population. It shows that there are 26% more refugees and migrants from Ukraine in the central city during the day than during the night. This is the opposite trend compared to the towns and municipalities of the metropolitan area, where 151% more Ukrainians are reported to stay at night than during the day**.

* STATUS ON 1.04.2022; ADULTS AND YOUTH + CHILDREN
** STATUS ON 01.04.2022; ADULTS AND YOUTH

THE POZNAŃ METROPOLITAN AREA INCLUDES

THE CITY OF POZNAŃ AND THE FOLLOWING MUNICIPALITIES: BRODNICA, BUK, CZERWONAK, DOLSK, DOMINOWO, DOPIEWO, DUSZNIKI, KAŹMIERZ, KLESZCZEWO, KOMORNIKI, KOSTRZYN, KÓRNIK, KRZYKOSY, KSIĄŻ WIELKOPOLSKI, LUBOŃ, MOSINA, MUROWANA GOŚLINA, NOWE MIASTO NAD WARTĄ, OBORNIKI, OBRZYCKO, OSTRORÓG, POBIEDZISKA, PNIEWY, PUSZCZYKOWO, ROGOŹNO, ROKIETNICA, RYCZYWÓŁ, STĘSZEW, SUCHY LAS, SWARZĘDZ, SZAMOTUŁY, ŚREM, ŚRODA WIELKOPOLSKA, TARNOWO PODGÓRNE, WRONKI, ZANIEMYŚL (NUTS-3 CLASSIFICATION).

KONRAD FIJOŁEK, MAYOR OF RZESZÓW:

Since 24 February when Russia invaded Ukraine, several hundred thousand refugees have entered Poland through Rzeszów, and many of them have decided to stay in our city. They have found assistance and a peaceful place to live. We want to keep helping these people. The first step is to enable them to take care of all the formalities efficiently. That is why we have set up a special assistance point in the city hall.

RZESZÓW

rzeszów
stolica innowacji

GROWTH IN THE NUMBER OF CENTRAL CITY INHABITANTS

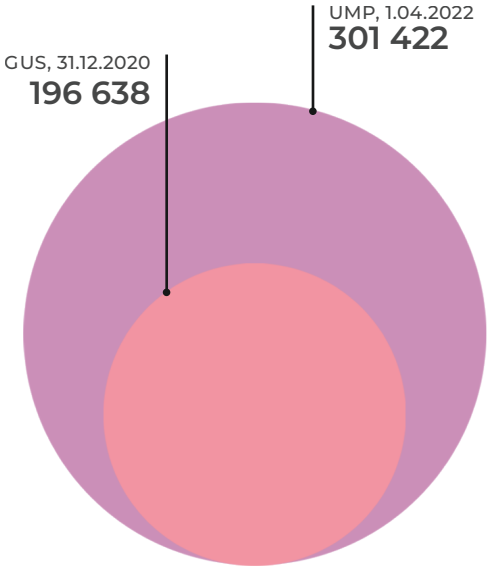

104 784
UKRAINIANS

INCLUDING

30 802
CHILDREN

35%

OF RZESZÓW INHABITANTS ARE UKRAINIANS.
* STATUS ON 01.04.2022

NOTE:

Care should be taken to make sure that Ukrainian children do not lose their cultural and national identity in the new environment. Own identity is key to building healthy social relationships.

REMEMBER:

Integration is not assimilation.

152 203 where 69% and 31%*

THE NUMBER OF UKRAINIANS LIVING IN THE **RZESZÓW METROPOLITAN AREA**

SPEND THE NIGHT IN THE **CENTRAL CITY**

SPEND THE NIGHT IN **OTHER TOWNS AND MUNICIPALITIES OF THE METROPOLITAN AREA**

**

	CENTRAL CITY	**OTHER TOWNS AND MUNICIPALITIES** OF THE METROPOLIS
NIGHTTIME POPULATION	73 982	32 458
	CHANGE BY 34%	CHANGE BY 17%
DAYTIME POPULATION	99 104	27 830

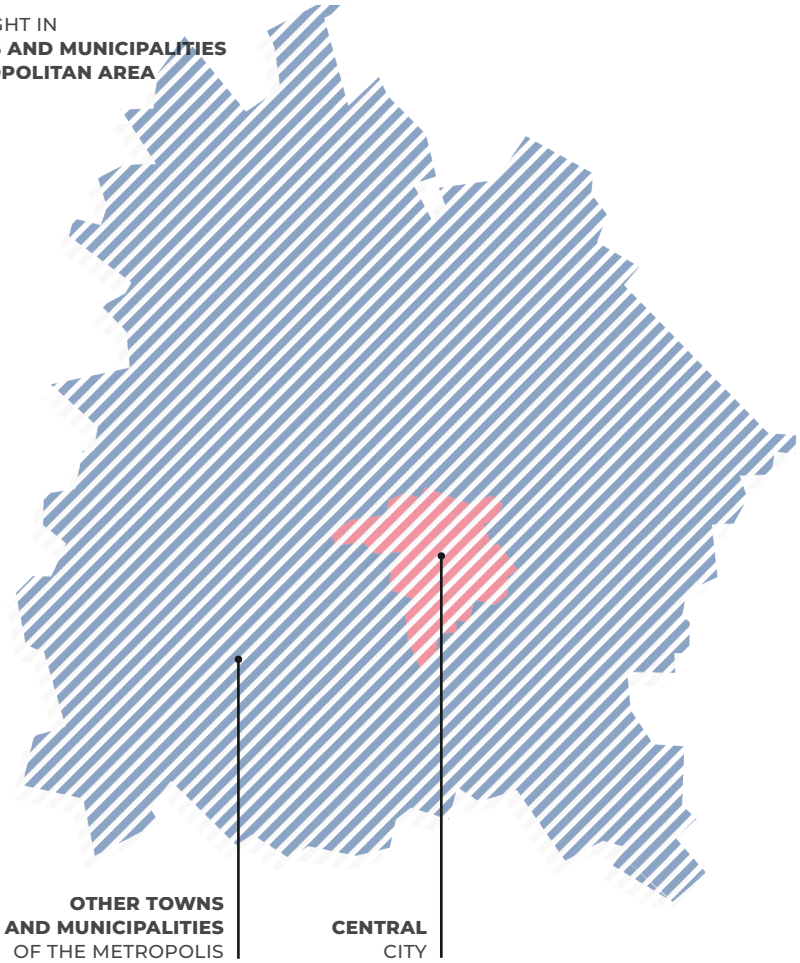

RZESZÓW METROPOLITAN AREA

Rzeszów is the largest Polish city close to the Ukrainian border. Together with its 35 neighbouring municipalities, it makes the Rzeszów Metropolitan Area. Today, it is home to 152,203 Ukrainians, including war refugees.* 69% of them live in Rzeszów. Currently, 35% of 301,422 residents of the city are Ukrainians.

Noteworthy is also the data on the movement of the nighttime and daytime population. It shows that there are 34% more refugees and migrants from Ukraine in the central city during the day than during the night. This is the opposite trend compared to the town and municipalities of the metropolitan area.**.

* STATUS ON 1.04.2022; ADULTS AND YOUTH + CHILDREN
** STATUS ON 01.04.2022; ADULTS AND YOUTH

THE RZESZÓW METROPOLITAN AREA INCLUDES

THE CITY OF RZESZÓW AND THE FOLLOWING MUNICIPALITIES: BIAŁOBRZEGI, BŁAŻOWA, BOGUCHWAŁA, CHMIELNIK, CMOLAS, CZARNA, CZUDEC, DZIKOWIEC, DYNÓW, FRYSZTAK, GŁOGÓW MAŁOPOLSKI, HYŻNE, KAMIEŃ, KOLBUSZOWA, KRASNE, IWIERZYCE, LUBENIA, ŁAŃCUT, MAJDAN KRÓLEWSKI, MARKOWA, NIEBYLEC, NIWISKA, OSTRÓW, RANIŻÓW, RAKSZAWA, ROPCZYCE, SĘDZISZÓW MAŁOPOLSKI, SOKOŁÓW MAŁOPOLSKI, STRZYŻÓW, ŚWILCZA, TRZEBOWNISKO, TYCZYN, WIELOPOLE SKRZYŃSKIE, WIŚNIOWA, ŻOŁYNIA (NUTS-3 CLASSIFICATION).

PIOTR KRZYSTEK, MAYOR OF SZCZECIN:

We are all deeply concerned at what is happening beyond our eastern border, and we express full solidarity with Ukraine and its people. As local self-governments, we must look ahead and plan systemic solutions that should prove effective for the coming many months or even years. They must address the needs of as many people as possible. To make this happen, we have launched the Szczecin for Ukraine Aid Programme.

SZCZECIN

Miasto Szczecin

GROWTH IN THE NUMBER OF CENTRAL CITY INHABITANTS

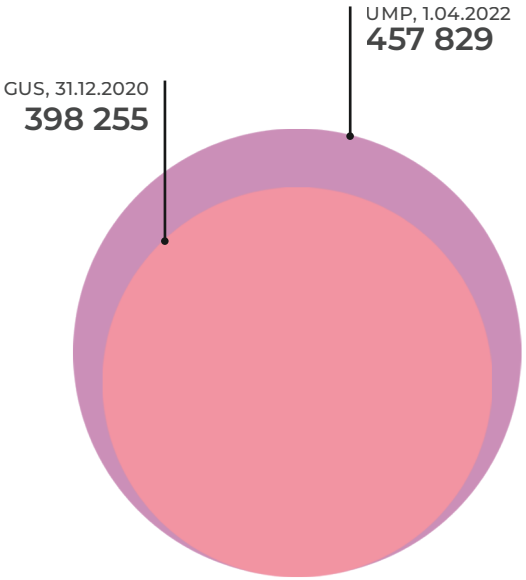

59 574
UKRAINIANS

INCLUDING

10 364
CHILDREN

13%

OF SZCZECIN INHABITANTS ARE UKRAINIANS.
* STATUS ON 01.04.2022

NOTE:

If 10,000 new children appear in a city, they should be provided with 10 new schools and 500 new teachers. Local self-governments cannot rise to this scale of challenges without the financial support of the central government.

DO YOU KNOW THAT:

Before the war, the majority of the Ukrainian community in Poland had been young men. Today, women and children prevail among those entering Poland from Ukraine.

84 489 where **71%** and **29%***

THE NUMBER OF UKRAINIANS LIVING IN THE **SZCZECIN METROPOLITAN AREA**

SPEND THE NIGHT IN THE **CENTRAL CITY**

SPEND THE NIGHT IN **OTHER TOWNS AND MUNICIPALITIES OF THE METROPOLITAN AREA**

**

	CENTRAL CITY	**OTHER TOWNS AND MUNICIPALITIES** OF THE METROPOLIS
NIGHTTIME POPULATION	49 210	22 550
	CHANGE BY 26%	CHANGE BY 78%
DAYTIME POPULATION	61 839	12 673

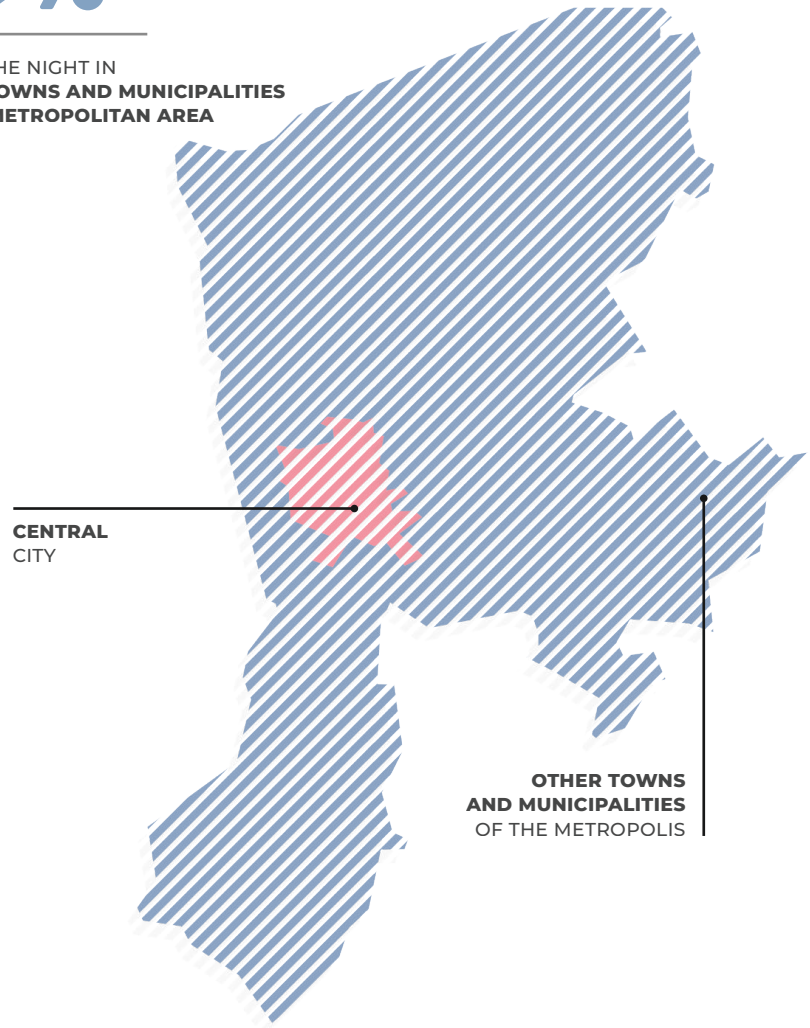

SZCZECIN METROPOLITAN AREA

Szczecin is an important centre of maritime economy in western Poland. Together with its 48 neighbouring municipalities, it makes the Szczecin Metropolitan Area. Today, it is home to 84,489 Ukrainians, including war refugees.* 59,574 (71%) of them live in Szczecin. Currently, 13% of 457,829 residents of the city are Ukrainians.

Noteworthy is also the data on the movement of the nighttime and daytime population. It shows that there are 26% more refugees and migrants from Ukraine in the central city during the day than during the night. This is the opposite trend compared to the towns and municipalities of the metropolitan area, where 78% more Ukrainians are reported to stay at night than during the day**.

* STATUS ON 1.04.2022; ADULTS AND YOUTH + CHILDREN
** STATUS ON 01.04.2022; ADULTS AND YOUTH

THE SZCZECIN METROPOLITAN AREA INCLUDES

THE CITY OF SZCZECIN AND THE FOLLOWING MUNICIPALITIES: BANIE, BROJCE, BRWINÓW, CEDYNIA, CHOCIWEL, CHOJNA, DOBRA (SZCZECIŃSKA), DOBRZANY, DOLICE, DZIWNÓW, GOLCZEWO, GRYFICE, GRYFINO, GOLENIÓW, IŃSKO, IZABELIN, KAMIEŃ POMORSKI, KAMPINOS, KARNICE, KOBYLANKA, KOŁBASKOWO, LESZNO, ŁOMIANKI, MARIANOWO, MASZEWO, MIESZKOWICE, MIĘDZYZDROJE, MORYŃ, NOWE WARPNO, NOWOGARD, OSINA, OŻARÓW MAZOWIECKI, PŁOTY, POLICE, PRZYBIERNÓW, REWAL, STARA DĄBROWA, STARE BABICE, STARE CZARNOWO, STEPNICA, STARGARD – URBAN MUNICIPALITY, STARGARD – RURAL MUNICIPALITY, SUCHAŃ, ŚWIERZNO, ŚWINOUJŚCIE, TRZCIŃSKO-ZDRÓJ, WIDUCHOWA, TRZEBIATÓW, WOLIN (NUTS-3 CLASSIFICATION).

RAFAŁ TRZASKOWSKI, MAYOR OF THE CAPITAL CITY OF WARSAW:

Warsaw is hosting the largest number of refugees from Ukraine in Poland. We keep monitoring the situation and are doing our best, so that nobody is left behind or without support. We are offering accommodation, peace, and safety, as well as providing psychological assistance. Our Ukrainian neighbours are very brave, and it is our duty to support them throughout this dire time.

WARSZAWA

GROWTH IN THE NUMBER OF CENTRAL CITY INHABITANTS

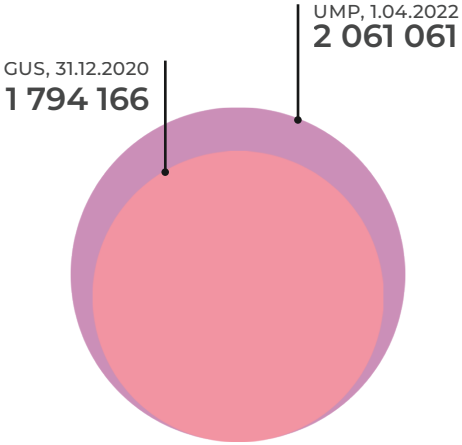

DO YOU KNOW THAT:

One of the key challenges will be to monitor employers' compliance with the refugees' and migrants' labour rights.

266 895
UKRAINIANS

INCLUDING

63 259
CHILDREN

13%

OF WARSAW INHABITANTS ARE UKRAINIANS.
* STATUS ON 01.04.2022

DO YOU KNOW THAT:

Free Shops have been set up in almost all major cities hosting Ukrainians. These are establishments intended for refugees. They can take their time to shop there without having to pay for goods.

FACT:

Cities' integration policies provide refugees with access to the key institutions and public benefits. This encourages intercultural interactions and helps strengthen the migrants' local identity.

469 628 where 57% and 43%*

THE NUMBER OF UKRAINIANS LIVING IN THE **WARSAW METROPOLITAN AREA**

SPEND THE NIGHT IN THE **CENTRAL CITY**

SPEND THE NIGHT IN **OTHER TOWNS AND MUNICIPALITIES OF THE METROPOLITAN AREA**

**

	CENTRAL CITY	**OTHER TOWNS AND MUNICIPALITIES** OF THE METROPOLIS
NIGHTTIME POPULATION	203 636	157 184
	CHANGE BY 26%	CHANGE BY 34%
DAYTIME POPULATION	257 494	116 984

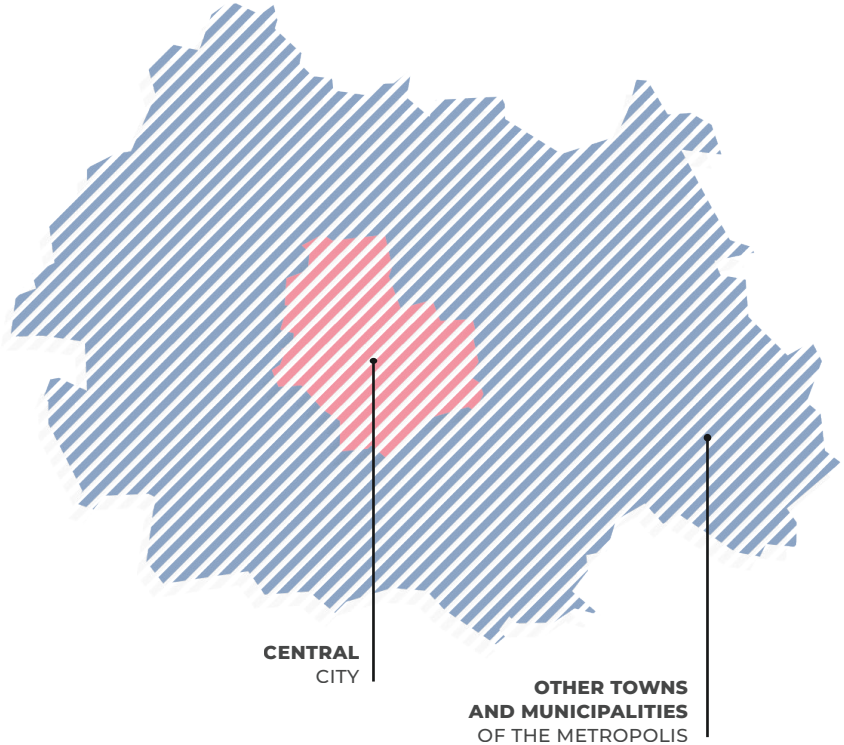

WARSAW METROPOLITAN AREA

Warsaw is the capital city and the largest agglomeration of Poland. Together with its 69 neighbouring municipalities, it makes the Warsaw Metropolis. Today, it is home to 469,628 Ukrainians, including war refugees.* More than half of them (57%) live in Warsaw. Currently, 13% of 2,061,061 residents of Warsaw are Ukrainians.

Noteworthy is also the data on the movement of the nighttime and daytime population. It shows that there are 26% more refugees and migrants from Ukraine in the central city during the day than during the night. This is the opposite trend compared to the towns and municipalities of the metropolitan area, where 34% more Ukrainians are reported to stay at night than during the day**.

* STATUS ON 1.04.2022; ADULTS AND YOUTH + CHILDREN
** STATUS ON 01.04.2022; ADULTS AND YOUTH

THE WARSAW METROPOLITAN AREA INCLUDES

THE CITY OF WARSAW AND THE FOLLOWING MUNICIPALITIES: BARANÓW, BRWINÓW, BŁONIE, CEGŁÓW, CELESTYNÓW, CZOSNÓW, DĄBRÓWKA, DĘBE WIELKIE, DOBRE, GÓRA KALWARIA, GRODZISK MAZOWIECKI, IZABELIN, HALINÓW, JABŁONNA, JADÓW, JAKUBÓW, JAKTORÓW, JÓZEFÓW, KAŁUSZYN, KAMPINOS, KARCZEW, KLEMBÓW, KOBYŁKA, KOŁBIEL, KONSTANCIN JEZIORNA, LATOWICZ, LEGIONOWO, LEONCIN, LESZNO, LESZNOWOLA, ŁOMIANKI, MARKI, MICHAŁOWICE, MILANÓWEK, MIŃSK MAZOWIECKI, MROZY, NADARZYN, NASIELSK, NOWY DWÓR MAZOWIECKI, NIEPORĘT, OTWOCK, OŻARÓW MAZOWIECKI, OSIECK, PIASECZNO, PIASTÓW, PODKOWA LEŚNA, POMIECHÓWEK, POŚWIĘTNE, POWIAT GRODZISKI, PRUSZKÓW, PRAŻMÓW, RADZYMIN, RASZYN, SEROCK, SIENNICA, SOBIENIE-JEZIORY, STANISŁAWÓW, STRACHÓWKA, STARE BABICE, SULEJÓWEK, TARCZYN, TŁUSZCZ, WIĄZOWNA, WIELISZEW, WOŁOMIN, ZAKROCZYM, ZĄBKI, ZIELONKA, ŻABIA WOLA (NUTS-3 CLASSIFICATION).

JACEK SUTRYK, MAYOR OF WROCŁAW:

Even before the outbreak of the war, we already had 100,000 Ukrainian citizens residing in our city. No wonder, Wrocław is one of the most popular destinations for those fleeing the war today. One of the greatest challenges is to adapt the education system. We have admitted 6,000 Ukrainian pupils to schools and pre-school institutions. We have started special day-rooms and incubation classes. Still, there are no systemic solutions and no extra funding for necessary investments.

WROCŁAW

Wrocław miasto spotkań

GROWTH IN THE NUMBER OF CENTRAL CITY INHABITANTS

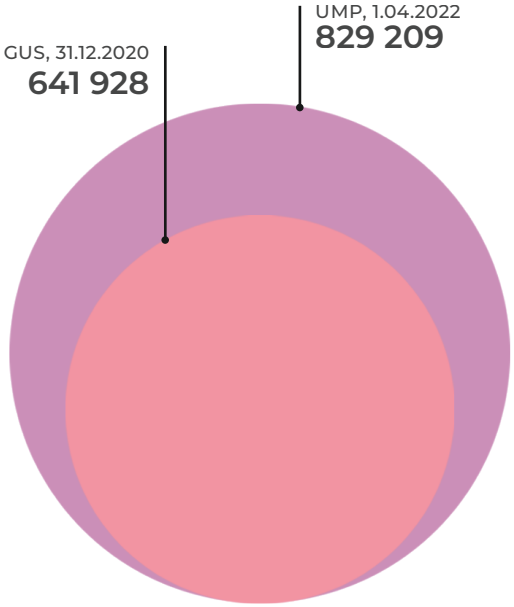

187 281
UKRAINIANS

INCLUDING

42 090
CHILDREN

23%

OF WROCŁAW INHABITANTS ARE UKRAINIANS.
* STATUS ON 01.04.2022

FACT:

Along with the increase in the number of people using cities, public services will either become more expensive or their standards will be lowered. Therefore, the central government should support local self-governments financially as soon as practicable.

DO YOU KNOW THAT:

Effective integration should allow for inclusion of the refugees in decision-making and consultative processes.

302 467 where 62% and 38%*

THE NUMBER OF UKRAINIANS LIVING IN THE **WROCŁAW METROPOLITAN AREA**

SPEND THE NIGHT IN THE **CENTRAL CITY**

SPEND THE NIGHT IN **OTHER TOWNS AND MUNICIPALITIES OF THE METROPOLITAN AREA**

**

	CENTRAL CITY	**OTHER TOWNS AND MUNICIPALITIES** OF THE METROPOLIS
NIGHTTIME POPULATION	145 191	88 071
	CHANGE BY 25%	CHANGE BY 64%
DAYTIME POPULATION	181 074	53 784

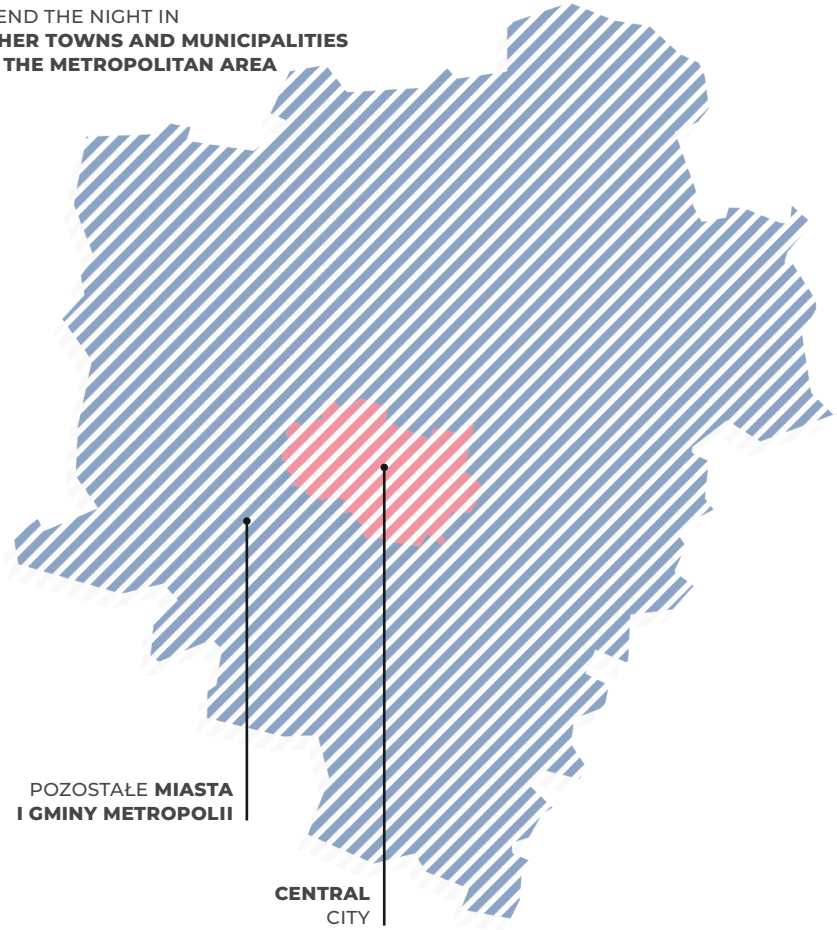

WROCŁAW METROPOLITAN AREA

Wrocław is the capital of Lower Silesia. Together with its 41 adjacent municipalities, it makes the Wrocław Metropolitan Area. Today, it is home to 302,467 Ukrainians, including war refugees.* Most of them, 62%, live in Wrocław. Currently, 23% of 829,209 residents of the capital of Lower Silesia are Ukrainians.

Noteworthy is also the data on the movement of the nighttime and daytime population. It shows that there are 25% more refugees and migrants from Ukraine in the central city during the day than during the night. This is the opposite trend compared to the towns and municipalities of the metropolitan area, where 64% more Ukrainians are reported to stay at night than during the day**.

* STATUS ON 1.04.2022; ADULTS AND YOUTH + CHILDREN
** STATUS ON 01.04.2022; ADULTS AND YOUTH

THE WROCŁAW METROPOLITAN AREA INCLUDES

THE CITY OF WROCŁAW AND THE FOLLOWING MUNICIPALITIES: BIERUTÓW, BORÓW, BRZEG DOLNY, CIESZKÓW, CZERNICA, DŁUGOŁĘKA, DOBROSZYCE, DOMANIÓW, DZIADOWA KŁODA, JELCZ-LASKOWICE, JORDANÓW ŚLĄSKI, KĄTY WROCŁAWSKIE, KOBIERZYCE, KONDRATOWICE, KOSTOMŁOTY, KROŚNICE, MALCZYCE, MIETKÓW, MIĘDZYBÓRZ, MIĘKINIA, MILICZ, OBORNIKI ŚLĄSKIE, OLEŚNICA, OŁAWA, PRUSICE, PRZEWORNO, SIECHNICE, SOBÓTKA, STRZELIN, SYCÓW, ŚRODA ŚLĄSKA, TWARDOGÓRA, TRZEBNICA, UDANIN, WIĄZÓW, WIŃSKO, WISZNIA MAŁA, WOŁÓW, ZAWONIA, ŻMIGRÓD, ŻÓRAWINA (NUTS-3 CLASSIFICATION).

THE NUMBER OF UKRAINIANS LIVING IN METROPOLITAN AREAS

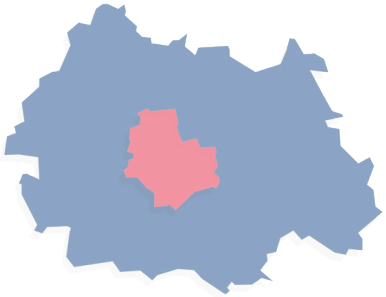

WARSAW
METROPOLIS
469 628

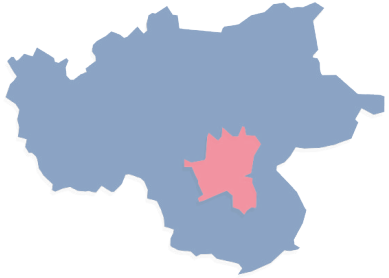

METROPOLITAN UNION **OF UPPER SILESIA AND DĄBROWA BASIN**
302 963

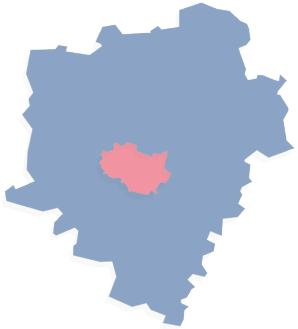

WROCŁAW
METROPOLITAN AREA
302 467

KRAKÓW
METROPOLITAN AREA
229 983

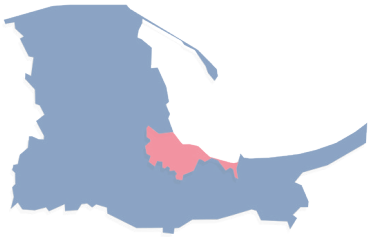

GDAŃSK
METROPOLITAN AREA
223 952

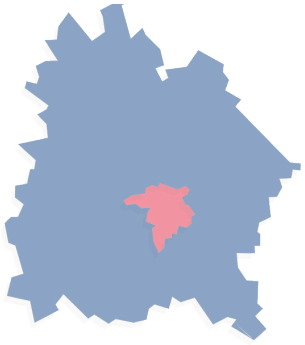

RZESZÓW
METROPOLITAN AREA
152 203

DO YOU KNOW THAT:

Almost 15% of all Ukrainians staying in Poland live in Warsaw and its satellite towns and municipalities.

CENTRAL CITY + OTHER TOWNS AND MUNICIPALITIES OF THE METROPOLITAN AREA
ADULTS AND YOUTH + CHILDREN
* STATUS ON 01.04.2022

THE NUMBER OF UKRAINIANS LIVING IN METROPOLITAN AREAS

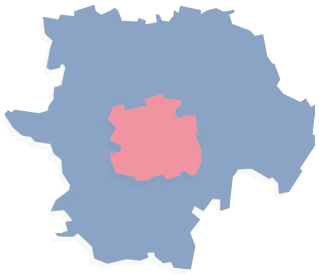

ŁÓDŹ
METROPOLITAN AREA
114 162

POZNAŃ
METROPOLIS
101 481

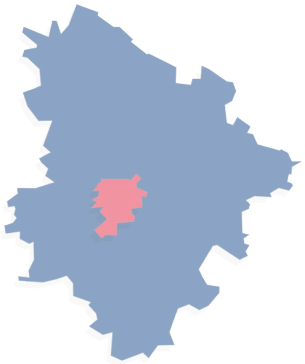

LUBLIN
METROPOLITAN AREA
87 048

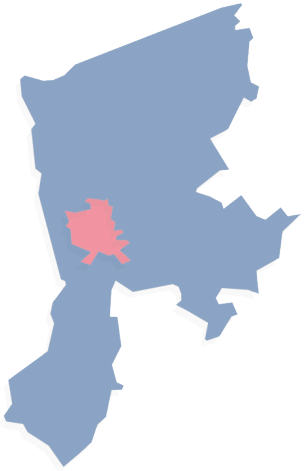

SZCZECIN
METROPOLITAN AREA
84 489

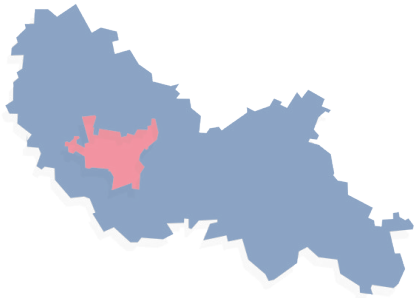

BYDGOSZCZ AND TORUŃ
METROPOLITAN AREA
80 447

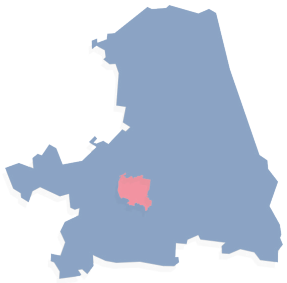

BIAŁYSTOK
METROPOLITAN AREA
62 445

FACT:

Most Ukrainians arriving in a specific metropolitan area choose to stay in its central city. The Metropolitan Union of Upper Silesia and Dąbrowa Basin is an exception. This is where most Ukrainians live outside the central city, i.e in other towns and municipalities of the metropolis.

CENTRAL CITY + OTHER TOWNS AND MUNICIPALITIES OF THE METROPOLITAN AREA
ADULTS AND YOUTH + CHILDREN
* STATUS ON 01.04.2022

PERCENTAGE OF UKRAINIAN CITY RESIDENTS

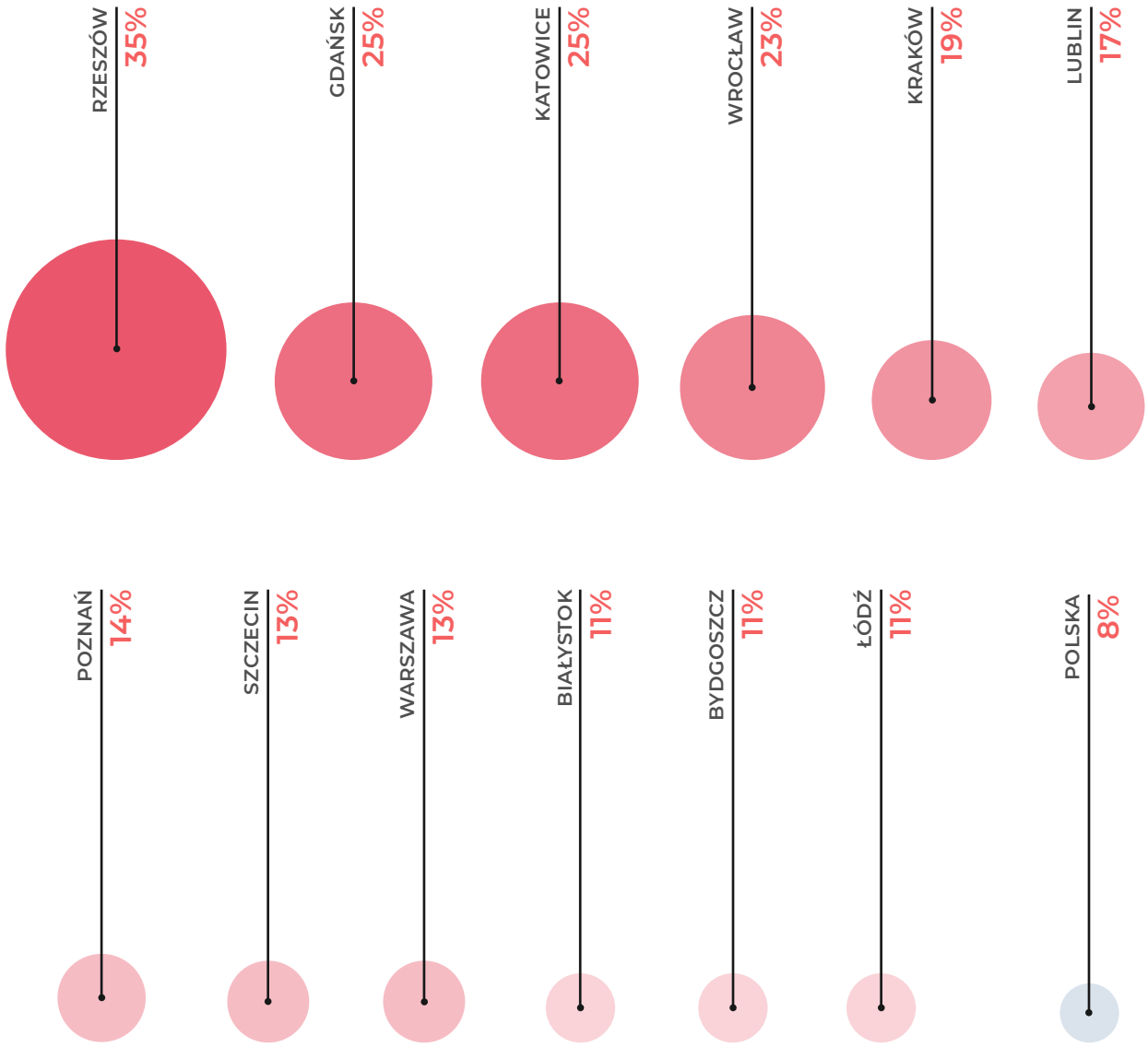

FACT:

Today, every third resident of Rzeszów is of Ukrainian origin. The city's population has upped by 53%.

CENTRAL CITIES,
ADULTS AND YOUTH + CHILDREN
* STATUS ON 01.04.2022.

THE NUMBER OF UKRAINIANS LIVING IN POLISH CITIES

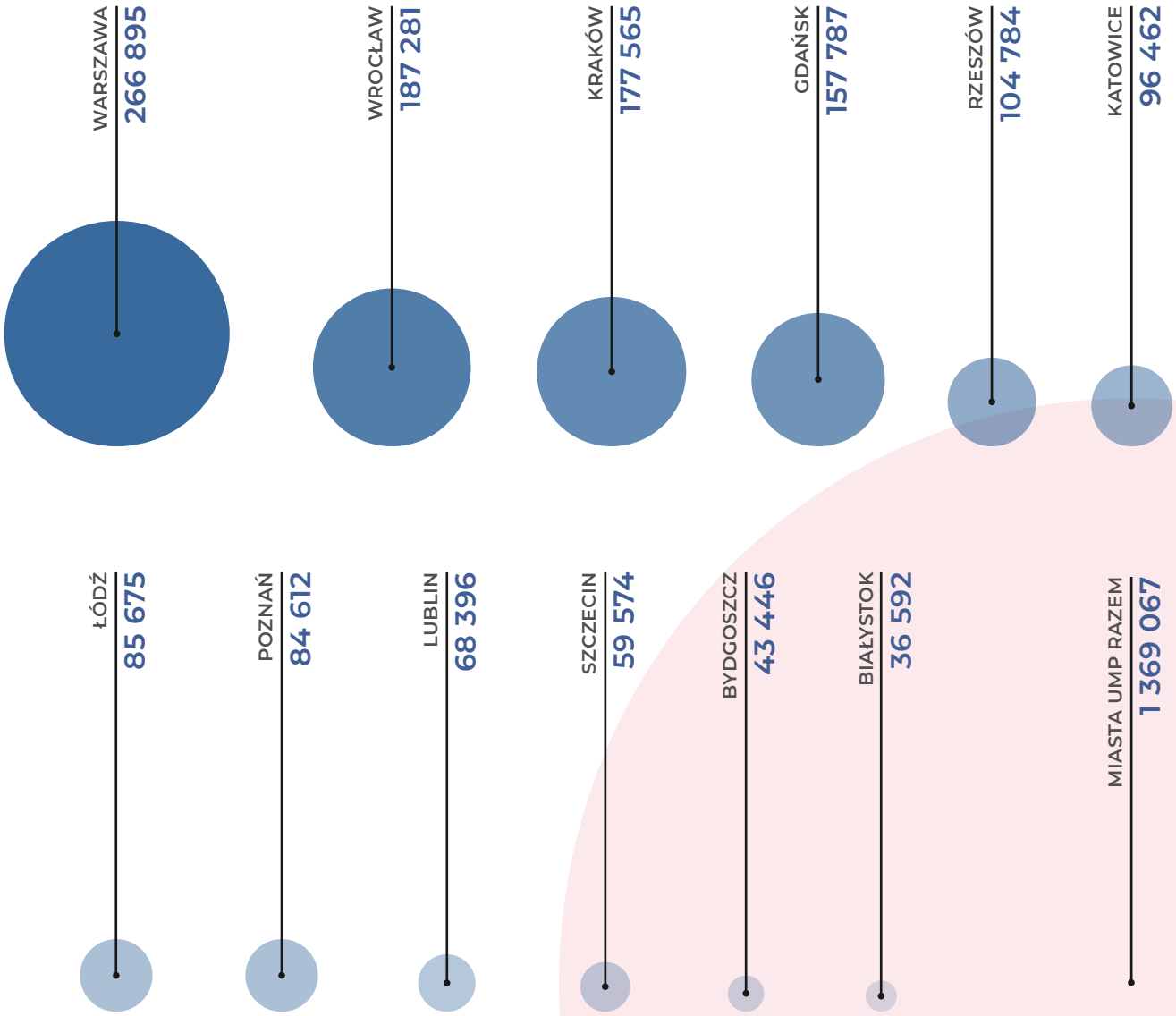

NOTE:

Implementation of integration policies should not only be determined by the absolute numbers of refugees and migrants in specific cities, but it should allow for their relative presence in the urban environment.

CENTRAL CITIES,
ADULTS AND YOUTH + CHILDREN
* STATUS ON 01.04.2022.

GROWTH IN THE NUMBER OF CENTRAL CITY INHABITANTS

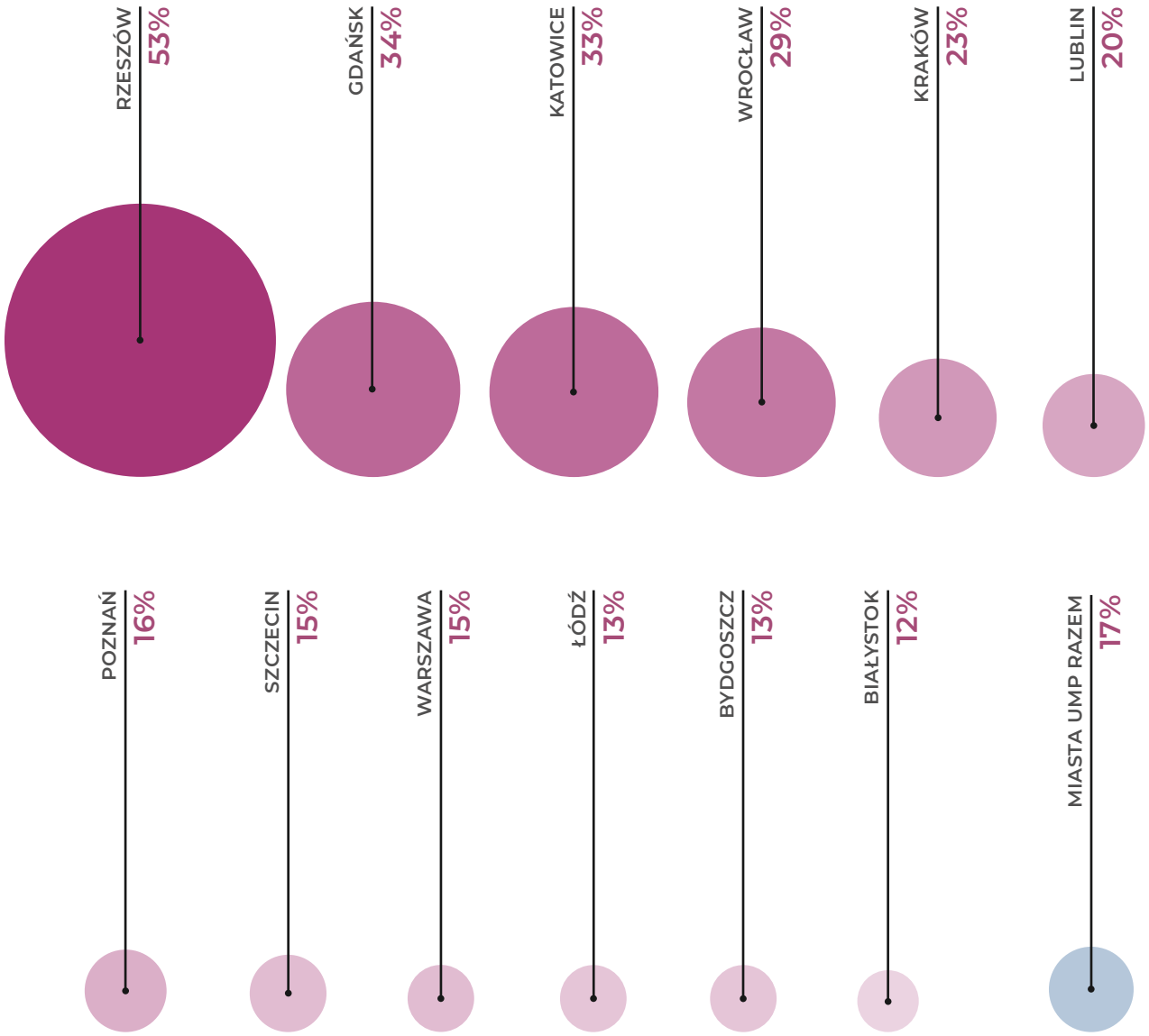

DO YOU KNOW THAT:

At the early stage of the war, relatively many Ukrainian refugees decided to stay in Polish border towns in order to remain as close to Ukraine as possible. Many believed that he would be able to return home quickly.

CENTRAL CITIES,
ADULTS AND YOUTH + CHILDREN
* STATUS ON 01.04.2022.

POTENTIAL RISK OF TENSIONS

There is a considerable risk that as the first and genuine emotional response and the feelings of compassion and solidarity decline, tensions may build up between the Polish and Ukrainian communities. It is envisaged that some of the contentious issues might be:

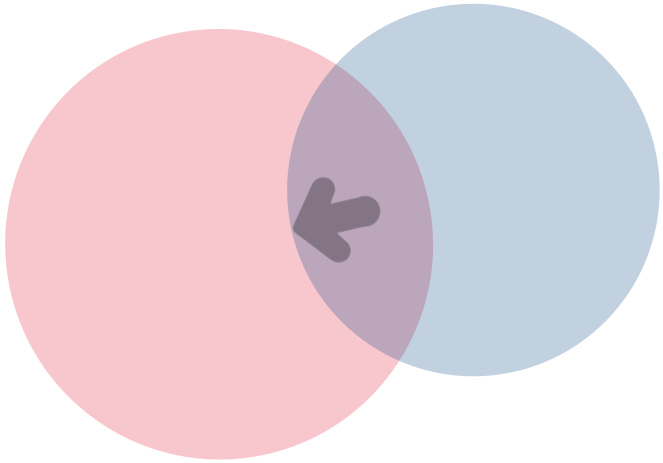

• The sense of injustice among some Poles caused by the scale of social and financial aid afforded to Ukrainians.
• A heated debate about the most turbulent moments in Polish-Ukrainian history (for example, the genocide of Poles in Volhynia or Polish-Ukrainian relations marked by inequality).
• Competition in the labour market, which may result in fewer jobs or lower wage requirements.
• A fast increase in property rent prices in cities due to a greater demand driven by migrants.
• Uncertainty concerning the quality and availability of care and education services due to the all-time high number of children admitted to school institutions.
• A surge in nationalist (focused on loyalty to the nation state) and xenophobic attitudes (reluctant to accept subjectively defined otherness).

It is worth noting that probably each of these issues is likely to be used in propaganda and fake news campaigns inspired mostly by external political forces aiming to produce a debilitating effect on social cohesion in Poland. For this reason, a very important objective for local self-governments in the coming months will be to defuse these tensions, for example by investing in extensive intercultural education, implementation of integration policies, and social campaigns in urban space and online. Such initiatives will be even more effective if co-designed with Ukrainians, experts, and specialized social organizations.

UKRAINIANS WHO OBTAINED THE POLISH ID NUMBER (PESEL)

DATA STATUS ON 1.04.2022

MEN
28%

WOMEN
72%

102 177* OF UKRAINIANS **HAVE OBTAINED THE POLISH ID NUMBER IN THE UMP CENTRAL CITIES**

of them

28 166 ARE **MEN**

and

73 951 ARE **WOMEN**

40%

OF UKRAINIANS WITH THE POLISH ID NUMBER HAVE OBTAINED IT IN WARSAW. **THIS IS THE MOST OF ALL THE UMP CITIES.**

* POLISH ID NUMBERS OF PERSONS WITH THE UKR STATUS WHO HAVE ENTERED POLAND SINCE 24 FEBRUARY,HAVE THE UKRAINIAN CITIZENSHIP OR ARE A FOREIGN SPOUSE OF A UKRAINIANCITIZEN, OR ARE NOT EXCLUDED FROM APPLYING FOR ANY OF THERESIDENCE TITLES. (SOURCE: UMP'S DATA BASED ON PRIME MINISTER'S CHANCELLERY. STATUS ON 01.04.2022)

CHILDREN
38%

ADULTS
AND YOUTH
62%

102 177 OF UKRAINIANS **HAVE OBTAINED THE POLISH ID NUMBER**

of them

38 512 ARE **CHILDREN** (0-14)

and

63 605 ARE **ADULTS AND YOUTH** (15+)

DO YOU KNOW THAT:

In each of the UMP central cities, women constitute almost three-quarters of all Ukrainians with the Polish ID number (PESEL)

UKRAINIANS WHO OBTAINED THE POLISH ID NUMBER (PESEL)

DO YOU KNOW THAT:

Poland is the first choice for people fleeing the war in Ukraine. Currently, after Turkey, Poland is a country that has accepted the second largest number of refugees in the world.

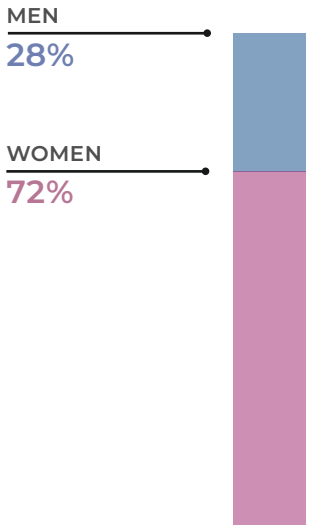

623 420* OF UKRAINIANS **HAVE OBTAINED THE POLISH ID NUMBER IN THE UMP CENTRAL CITIES**

of them

176 623 ARE **MEN**

and

446 797 ARE **WOMEN**

* POLISH ID NUMBERS OF PERSONS WITH THE UKR STATUS WHO HAVE ENTERED POLAND SINCE 24 FEBRUARY,HAVE THE UKRAINIAN CITIZENSHIP OR ARE A FOREIGN SPOUSE OF A UKRAINIANCITIZEN, OR ARE NOT EXCLUDED FROM APPLYING FOR ANY OF THE RESIDENCE TITLES. (SOURCE: UMP'S DATA BASED ON PRIME MINISTER'S CHANCELLERY. STATUS ON 01.04.2022)

16%

OF UKRAINIANS WITH THE POLISH ID NUMBER **HAVE OBTAINED IT IN THE UMP CITIES**

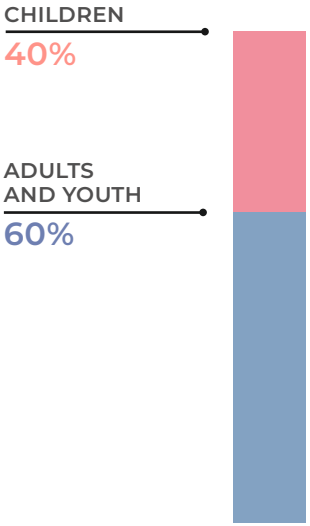

623 420 OF UKRAINIANS **HAVE OBTAINED THE POLISH ID NUMBER**

of them

251 080 ARE **CHILDREN** (0-14)

and

372 340 ARE **ADULTS AND YOUTH** (15+)

APPENDIX – NUMERICAL DATA

ADULTS AND YOUTH MIGRATION CRISIS DYNAMICS

	ESTIMATED NUMBER OF UKR (01.02.2022)			ESTIMATED GROWTH OF UKR, (01.02 - 01.04.2022)			ESTIMATED NUMBER OF UKR (01.04.2022)		
METROPOLITAN AREA	CENTRAL CITY	OTHER TOWNS AND MUNICIPALITIES OF METROPOLITAN AREA	TOTAL	CENTRAL CITY	OTHER TOWNS AND MUNICIPALITIES OF METROPOLITAN AREA	TOTAL	CENTRAL CITY	OTHER TOWNS AND MUNICIPALITIES OF METROPOLITAN AREA	TOTAL
białostocki	18 259	12 566	30 825	11 667	8 456	20 123	29 926	21 022	50 948
bydgosko-toruński	21 584	18 523	40 107	13 482	11 395	24 877	35 066	29 918	64 984
gdański	56 257	29 564	85 821	63 408	22 858	86 266	119 665	52 422	172 087
górnośląsko-zagłębiowski	45 252	98 252	143 504	32 212	68 091	100 303	77 464	166 343	243 807
krakowski	56 253	36 859	93 112	78 611	10 053	88 664	134 864	46 912	181 776
lubelski	22 569	12 155	34 724	28 961	4 106	33 067	51 530	16 261	67 791
łódzki	36 985	19 564	56 549	30 219	5 538	35 757	67 204	25 102	92 306
poznański	47 124	11 693	58 817	23 330	3 221	26 551	70 454	14 914	85 368
rzeszowski	24 256	8 304	32 560	49 726	24 154	73 880	73 982	32 458	106 440
szczeciński	31 585	18 527	50 112	17 625	4 023	21 648	49 210	22 550	71 760
warszawski	102 358	84 258	186 616	101 278	72 926	174 204	203 636	157 184	360 820
wrocławski	74 585	42 585	117 170	70 606	45 486	116 092	145 191	88 071	233 262
UMP	537 067	392 850	**929 917**	521 125	280 307	**801 432**	1 058 192	673 157	**1 731 349**
POLAND			**1 538 975**			**984 226**			**2 523 201**

APPENDIX – NUMERICAL DATA

CHILDREN (0-14): MIGRATION CRISIS DYNAMICS

	ESTIMATED NUMBER OF UKRAINIAN CHILDREN (1.04.2022)		
METROPOLITAN AREA	CENTRAL CITY	OTHER TOWNS AND MUNICIPALITIES OF METROPOLITAN AREA	TOTAL
białostocki	6 667	4 831	11 498
bydgosko-toruński	8 380	7 083	15 463
gdański	38 122	13 743	51 865
górnośląsko-zagłębiowski	18 998	40 158	59 156
krakowski	42 701	5 461	48 162
lubelski	16 866	2 391	19 257
łódzki	18 471	3 385	21 856
poznański	14 158	1 955	16 113
rzeszowski	30 802	14 962	45 764
szczeciński	10 364	2 366	12 730
warszawski	63 259	45 550	108 809
wrocławski	42 090	27 115	69 205
All UMP	310 875	168 999	**479 874**
POAND			**663 693**

ADULTS AND YOUTH + CHILDREN: MIGRATION CRISIS DYNAMICS (ESTIMATES BASED ON NIGHTTIME POPULATION)

	ESTIMATED NUMBER OF ALL UKRAINIANS		
METROPOLITAN AREA	CENTRAL CITY	OTHER TOWNS AND MUNICIPALITIES OF METROPOLITAN AREA	TOTAL
białostocki	36 592	25 853	62 445
bydgosko-toruński	43 446	37 001	80 447
gdański	157 787	66 165	223 952
górnośląsko-zagłębiowski	96 462	206 501	302 963
krakowski	177 565	52 373	229 938
lubelski	68 396	18 652	87 048
łódzki	85 675	28 487	114 162
poznański	84 612	16 869	101 481
rzeszowski	104 784	47 420	152 203
szczeciński	59 574	24 916	84 489
warszawski	266 895	202 734	469 628
wrocławski	187 281	115 186	302 467
All UMP	1 369 067	842 156	**2 211 223**
POLAND			**3 186 894**

POLISH CITIES EXPANSION DYNAMICS (ESTIMATES BASED ON NIGHTTIME POPULATION)

	ESTIMATED SHARE OF UKRAINIANS IN THE POPULATION		
CENTRAL CITY	CENTRAL CITY INHABITANTS BEFORE THE WAR (STATISTICS POLAND)	CENTRAL CITY INHABITANTS BEFORE THE WAR + NUMBER OF ALL UKRAINIANS (01.04.2022))	PERCENTAGE OF UKRAINIANS IN CENTRAL CITY POPULATION (01.04.2022)
Białystok	296 958	333 551	11%
Bydgoszcz	344 091	387 537	11%
Gdańsk	470 805	628 592	25%
Katowice	290 553	387 015	25%
Kraków	779 966	957 531	19%
Lublin	338 586	406 982	17%
Łódź	672 185	757 860	11%
Poznań	532 048	616 660	14%
Rzeszów	196 638	301 422	35%
Szczecin	398 255	457 829	13%
Warszawa	1 794 166	2 061 061	13%
Wrocław	641 928	829 209	23%
All UMP central cities	6 756 179	8 125 246	**17%**
POLAND	**38 265 013**	**41 451 907**	**8%**

APPENDIX – NUMERICAL DATA

ADULTS AND YOUTH UKRAINIANS IN POLAND
BY DAYTIME AND NIGHTTIME POPULATION

	DATA STATUS ON 01.2.2022		DATA STATUS ON 1.04.2022	
CITY	NIGHTTIME POPULATION	DAYTIME POPULATION	NIGHTTIME POPULATION	DAYTIME POPULATION
Białystok	18 259	25 655	29 926	40 529
Bydgoszcz	21 584	29 254	35 066	46 524
Gdańsk	56 257	71 259	119 665	138 665
Katowice	45 252	59 256	77 464	98 662
Kraków	56 253	78 457	134 864	163 464
Lublin	22 569	26 585	51 530	57 439
Łódź	36 985	50 255	67 204	84 305
Poznań	47 124	61 259	70 454	88 663
Rzeszów	24 256	27 695	73 982	99 104
Szczecin	31 585	38 163	49 210	61 839
Warszawa	102 358	138 568	203 636	257 494
Wrocław	74 585	99 025	145 191	181 074
All UMP central cities	537 067	705 431	**1 058 192**	**1 317 762**

OTHER TOWNS AND MUNICIPALITIES OF METROPOLITAN AREA

	STATUS ON 1.02.2022		STATUS ON 1.04.2022	
OTHER TOWNS AND MUNICIPALITIES OF METROPOLITAN AREA (WITHOUT CENTRAL CITIES)	NIGHTTIME POPULATION	DAYTIME POPULATION	NIGHTTIME POPULATION	DAYTIME POPULATION
białostockim	12 566	7 259	21 022	14 929
bydgoski-toruńskim	18 523	14 252	29 918	24 406
gdańskim	29 564	16 257	52 422	35 926
górnośląsko-zagłębiowskim	98 252	85 155	166 343	75 066
krakowskim	36 859	8 459	46 912	15 065
lubelskim	12 155	7 256	16 261	10 670
łódzkim	19 564	9 563	25 102	14 597
poznańskim	11 693	2 854	14 914	5 952
rzeszowskim	8 304	4 390	32 458	27 830
szczecińskim	18 527	9 257	22 550	12 672
warszawskim	84 258	51 255	157 184	116 984
wrocławskim	42 585	15 259	88 071	53 784
All towns and municipalities of metropolitan areas (without central cities)	392 850	231 216	**673 157**	**407 881**

APPENDIX – NUMERICAL DATA

METROPOLITAN AREA (CENTRAL CITY + OTHER TOWNS AND MUNICIPALITIES OF METROPOLITAN AREA)

	STATUS ON 1.02.2022		STATUS ON 1.04.2022	
OTHER TOWNS AND MUNICIPALITIES OF METROPOLITAN AREA (WITH CENTRAL CITY)	NIGHTTIME POPULATION	DAYTIME POPULATION	NIGHTTIME POPULATION	DAYTIME POPULATION
białostocki	30 825	32 914	50 948	55 458
bydgosko-toruński	40 107	43 506	64 984	70 930
gdański	85 821	87 516	172 087	174 591
górnośląsko-zagłębiowski	143 504	144 411	243 807	173 728
krakowski	93 112	86 916	181 776	178 529
lubelski	34 724	33 841	67 791	68 109
łódzki	56 549	59 818	92 306	98 902
poznański	58 817	64 113	85 368	94 615
rzeszowski	32 560	32 085	106 440	126 934
szczeciński	50 112	47 420	71 760	74 511
warszawski	186 616	189 823	360 820	374 478
wrocławski	117 170	114 284	233 262	234 858
All UMP metropolitan areas (with central cities)	929 917	936 647	**1 731 349**	**1 725 643**

THE NUMBER OF UKRAINIANS IN POLAND WITH THE POLISH ID NUMBER

CENTRAL CITY	STATUS AFTER 24.04.2022		
	WOMEN	MEN	TOTAL
Białystok	1 731	681	2 412
Bydgoszcz	3 234	1 287	4 521
Gdańsk	3 235	1 234	4 469
Katowice	4 523	1 693	6 216
Kraków	5 313	2 065	7 378
Lublin	2 281	860	3 141
Łódź	2 664	1 066	3 730
Poznań	6 817	2 535	9 352
Rzeszów	3 312	1 339	4 651
Szczecin	2 947	1 050	3 997
Warszawa	29 267	11 210	40 477
Wrocław	8 627	3 146	11 773
All UMP central cities	73 951	28 166	**10 2117**
Poland	44 6797	17 6623	**623 420**

EXPERT COMMENTARY
FROM THE CENTRE FOR MIGRATION RESEARCH, UNIVERSITY OF WARSAW

INTRODUCTION

The scale and structure of immigration from Ukraine to Poland is changing before our very eyes in the aftermath of the dramatic events in Ukraine: the invasion of the Russian armed forces mounted on 24 February 2022. In not even a few weeks, the number of Ukrainian citizens who crossed into Poland exceeded the estimated number of Ukrainian migrants dwelling in Poland before the outbreak of the war.

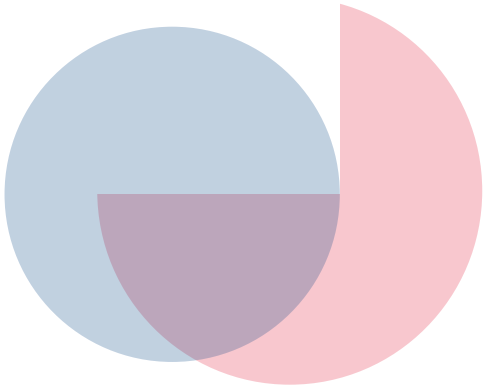

This rapid influx has a great impact on the demographic structure of Ukrainians based in Poland. While relatively young men had prevailed in this group before the war, the steady stream of people arriving from Ukraine in Poland consists mainly of women, children, and the elderly. The purpose of their presence in Poland is also changing. Before, they would come to Poland mainly to work and, to a lesser extent, to pursuing their educational aspirations (especially at university). Although the military crisis in Ukraine began already in 2014, migrants from Ukraine rarely sought (and obtained) international and domestic protection in Poland before 2022. According to the data of the Office for Foreigners, in the years 2014-2020, Ukrainian citizens submitted fewer than 8,000 applications for refugee status, which accounted for approx. 16% of all applications submitted in this period. Indeed, after 2014, the number of Ukrainian citizens choosing Poland to stay increased several times, but they were mainly labour migrants, at least when the legal framework of migration is taken into account.

We are apparently on the verge of a qualitative change as regards the presence of Ukrainian citizens in Poland, although it is too early to tell how sustainable it will be. There is no doubt, however, that to determine some pre-conditions for this change is relevant from the perspective of public policies. This is one of the objectives of the report commissioned by the Union of Polish Metropolises (UMP) based on data collected by Selectivv and spanning the period from 31 January 2022 to 31 March 2022. This data input permits certain key observations to be made and conclusions to be drawn regarding the trends in the wave of Ukrainian citizens flowing into Poland after 24 February. However, the report attempts to cast light on what in fact is a highly volatile process (we are

Although the military crisis in Ukraine began already in 2014, migrants from Ukraine rarely sought (and obtained) international and domestic protection in Poland before 2022.

Importantly, this estimate largely overlaps with that of Statistics Poland and information from official registers.

already reporting more and more Ukrainians returning home, although its scale is difficult to assess). Therefore, a further monitoring of the situation is necessary.
The data supplied by Slectivv covers individuals aged 15 and more who are users of mobile applications on smartphones with Ukrainian or Russian set as the language of the device, and who logged into a Ukrainian GSM network at least once in the last 12 months.
As a flexible source of digital data, this data set significantly supplements traditional registers and censuses as regards information about the Ukrainian population in Poland, especially allowing some demographic trends to be captured.

UKRAINIAN POPULATION ESTIMATES ON THE BRINK OF WAR

According to the data accumulated by Selectivv, the population of Ukrainian citizens aged 15 and above residing in Poland in January 2022 was over 1.5 million. Importantly, this estimate largely overlaps with that of Statistics Poland and information from official registers. For example, according to Statistics Poland (2020), before the Covid-19 pandemic, at the end of February 2020, Poland was home to almost 1.4 million Ukrainian citizens. Although during the first period of the pandemic, this number could have decreased even by 10% (as shown in the estimates by the Centre for Migration Analysis), it began to flatten in the second half of 2020 and even rise in the following year. This is evidenced, for example, by registration data: at the end of 2021, the number of Ukrainian citizens holding Polish residence cards (temporary or permanent) exceeded 300,000. During 2021, Ukrainian migrants were issued over 325,000 work permits and almost 390,000 seasonal worker permits (mainly in agriculture but also, for example, in seasonal catering services). Importantly, in 2021, the most pivotal legal basis introduced for foreigners who wished to stay and find employment in Poland was the so-called declaration on entrusting work to a foreigner, which authorized the applicant to work legally for a maximum of six months a year. Over 1 million of such declarations was officially registered. Although the number of the aforesaid documents issued in 2021 exceed 2 million, it should be kept in mind that the groups of migrants who held them partially overlap (i.e. a work permit may go together with a residence card), while the seasonal permits and declarations are only intended for temporary stay. Therefore, when trying to estimate the number of Ukrainians residing in Poland at a given point in time, only half, if not less, of the number of such types of documents should be taken into account.

Migration studies clearly stress the key role of cities and metropolitan areas as the most popular immigration destinations and integration hubs for foreign citizens.

THE QUESTION OF UKRAINIAN MIGRATION TO URBAN AREAS: THE SCALE AND DIVERSITY

Migration studies clearly stress the key role of cities and metropolitan areas as the most popular immigration destinations and integration hubs for foreign citizens. Urban labour markets, with the large services sector, are spacious enough to attract and absorb labour

migrants. At the same time, cities, as large communities of people marked by significant social and ethnic diversity, also thanks to immigration, are laboratories of integration processes with their bright and dark sides. A well-designed integration policy covering all levels of management, with particular emphasis on the local (and urban) level, is the key to ensuring social cohesion in urban areas (Scholten and Penninx 2016). Consequently, observation of the migration processes occurring in the largest Polish cities and their metropolitan areas should by no means be neglected. Given the foregoing, the UMP report should be considered an extremely valuable and important initiative, also in research terms. Especially that, like in other countries and maybe even to a greater extent, all migration routes in Poland lead primarily to urban areas (Górny i Śleszyński 2019).

Among Polish urban areas, the Warsaw metropolis has been attracting the largest number of labour migrants for years. For example, according to the 2018 estimates of Statistics Poland (GUS), in 2016 over 30% of migrants arriving in Poland stayed in the Warsaw region (Mazowieckie Voivodship), of whom as much as 20% lived in Warsaw proper. However, in the years following 2014, when the number of incoming foreign citizens, mainly Ukrainians, began to grow rapidly, Mazowieckie became an increasingly less popular destination.

For example, in 2017, in terms of the number of issued declarations on entrusting work to a foreigner, Warsaw was behind four other large municipalities: Wrocław, Poznań, Łódź, and Kraków (Górny and Śleszyński 2019). This may testify to the "saturation" of Warsaw's labour market and, at least to some extent, to certain obstacles attributed to less efficient bureaucratic apparatus then elsewhere. The limited capacity of Polish local administration may encourage migrants (and employers) to land in locations with a lower concentration of foreigners.

Migration researchers agree that, since 2014, immigration, mainly from Ukraine, has been spreading beyond Mazowieckie, although the process of penetration of new destination regions outside urban agglomerations has not been sufficiently studied so far. Given that, the data provided by Selectivv and used in the UMP report should be regarded as very valuable. It shows the concentration of immigrants from Ukraine in urban areas. It also reveals that in January 2022 almost two-thirds of Ukrainian citizens in Poland lived in the 12 largest Polish metropolitan areas. It is difficult to lend credibility of this estimate due to the lack of appropriate comparative data. However, an imperfect comparison can be made. According to the data from the UMP report, the share of Ukrainian citizens staying in the central cities of the analysed metropolises during the day is close to a half (46%) of all

Data provided by Selectivv and used in the UMP report should be regarded as very valuable. It shows the concentration of immigrants from Ukraine in urban areas.

Ukrainians in Poland. For comparison, declaration on entrusting work to a foreigner issued to Ukrainian citizens in 2021 employed in these cities accounted for only 22% of all documents of this type obtained by Ukrainians.

This difference suggests that large cities are primarily where Ukrainian migrants with a more stable situation are active during the day, as foreigners working in Poland on the basis of such declarations are one of the most liquid elements of the migrant population. The category of declaration holders does not factor in a very important group, namely foreign students in Poland. They settle in large cities due to the proximity of educational institutions.

When it comes to the distribution of Ukrainian migrants in the studied cities and metropolises, the results of the analysis by Selectivv come as no surprise and are consistent with the findings of previous studies

Implementation of integration policies should not be rested on absolute numbers only, but it should also take account of the relative presence of foreigners in the urban environment.

(e.g. Górny and Śleszyński 2019; GUS 2018). As regards the so-called "nighttime population," Warsaw was home to the largest number of Ukrainian residents (over 100,000) among all the central cities. It is followed by Wrocław, Kraków, Gdańsk, and Poznań. According to Selectivv, each of these cities hosted over 45,000 migrants from Ukraine in January 2021. Bydgoszcz has the fewer of them among the 12 studies urban centres, just over 20,000. Interestingly, when looking at the number of Ukrainians active in the studied urban locations during the day in relative terms (in relation to the city's population), the percentage of Ukrainian migrants in Katowice may have even exceeded 18% while fluctuating around 15% in Wrocław, Gdańsk, and Rzeszów. In contrast, in Warsaw, where the number of migrants is the highest, the figure was 7%. This observation may lead to a conclusion that the implementation of integration policies should not be rested on absolute numbers only, but it should also take account of the relative presence of foreigners in the urban environment. It is everyday activities and social interactions that create opportunities but also pose integration risks.

CITIES AND METROPOLITAN AREAS: MIGRATION FLOWS AND LOCAL LABOUR MARKETS

One of the most intriguing elements of the analysis contained in the UMP report is the distribution and movement of Ukrainian migrants between major Polish cities and metropolitan areas. With the exception of the Metropolitan Union of Upper Silesia and Dąbrowa Basin, in January 2022, most Ukrainian migrants lived ("nighttime population") in the central cities of metropolitan areas (58% on average). In this respect, Poznań stands out with its share of 80% of Ukrainian residents in the entire metropolitan area. It is not an exaggeration to say that the percentage values of Ukrainian residents of the central cities of metropolitan areas do not depart significantly from those reported for the general population, although they expose some regional differences (e.g. for Warsaw the difference is 10 pp, in other words, local Ukrainians prefer to stay outside the capital city). This figure is somewhat surprising, given previous studies on what criteria Ukrainian migrants adopt when looking for accommodation in Poland: the rent and distance from the workplace prevailed, followed by the character of the neighbourhood (Toruńczyk-Ruiz 2014). In this context, we should expect an overrepresentation of migrants living outside the central cities due to lower rents in the suburbs of great agglomerations (which, to some extent, is the case in Warsaw). It therefore seems that the distance factor is as important for migrants as cost. The nature of the real property market in the central cities and beyond cannot be ignored, either. However, in order to have a clearer picture of these aspects, more detailed data should be collected and analysed on the location of apartments occupied by migrants in the central cities, as well as on the conditions of living.

What all the studied metropolitan areas have in common are evident movements of the Ukrainian population from the metropolitan area to the central city during the day, either to work or study. In the extreme cases of Poznań and Kraków, the share of Ukrainians staying in the central city during the day exceeded 90% in January 2022. This shows a substantial role of the largest cities as spaces for the daily activities of Ukrainian

It seems that the distance factor is as important for migrants as cost.

migrants, especially cities with thriving labour markets, with a high impact of the services sector, and with strong university centres. This trend is weaker in less centralized metropolises, such as the Metropolitan Union of Upper Silesia and Dąbrowa Basin and the Bydgoszcz-Toruń Metropolitan area. For example, according to the 2018 research carried out by the Centre for Migration Research, University of Warsaw, most of the surveyed Ukrainian migrants based in Bydgoszcz were employed in industrial facilities in the city and beyond. A completely different picture came from similar studies in the Warsaw and Wrocław agglomerations (Górny et al. 2019). The jobs and sectors of economy that migrants were interested in were much more diverse, and they limited their activities to the urban space. In this sense, the discussed data should encourage further analysis of the non-standard forms of spatial differentiation of immigration in Poland, including across urban areas.

SIGNIFICANCE OF THE SOCIAL ASPECT OF INTEGRATION

Considering the prevalence of labour migration among the Ukrainians arriving in Poland, researchers often stress the importance of working environment as a key space for migrant integration (e.g. Owczarek and Żulikowski, 2015). Therefore, the Polish migration policy is facing a constant challenge of monitoring employers' compliance with foreign workers' rights in Poland and of making the best possible use of this human capital. In the development of Ukrainian migration to Poland, however, other structural dimensions of integration (including access to various types of public services) and its social (relational) aspects, neglected especially at the level of state policy, are surfacing as an increasingly burning issue.

What all the studied metropolitan areas have in common are evident movements of the Ukrainian population from the metropolitan area to the central city during the day, either to work or study.

The data of the UMP report clearly indicates the no-longer-easy-to-ignore presence of Ukrainian migrants (and other, yet smaller ethnic groups) in the urban space and metropolitan areas of Poland. At the same time, Ukrainian presence in large Polish cities is not only limited to daily errands or routines, such as going to work or university; they also make a significant group of permanent residents, especially in centralized metropolises. Moreover, although migrants from Ukraine do not tend to form spatial clusters (Toruńczyk-Ruiz 2014), unlike, for example, the Vietnamese, to seek shelter among people who are close or similar to you is a natural tendency. Therefore, the share of foreign residents in certain neighbourhoods is undoubtedly higher (though, there is a shortage of reliable data on this). This fact requires that the presence of foreign citizens in certain areas be acknowledged in the decision-making concerning urban infrastructure. Lessons learned from other countries clearly point to the significance of urban policies as regards migrant integration (Scholten and Penninx 2016). They should provide for access to key institutions and public benefits (structural integration), incentivize inter-ethnic interactions, as well as contributing to the strengthening of migrants' local identity. Special attention should be given to the education sector, especially at the primary level. Schools are where socialization takes place, followed by the integration of not only migrant children but also their parents. Its long-term effects help achieve the cohesion of socially and ethnically diverse societies. According to the UMP report (2022) on Ukrainian pupils in cities, in January

2022, almost 30,000 Ukrainian children and youth attended Polish school institutions. Out of over 55,000 of all Ukrainian learners in Poland (including adults), almost 60% were registered with educational establishments in three main Polish cities, Warsaw, Wrocław, and Kraków. Meanwhile, no multicultural education programmes are in place in Polish schools. In practice, schools with a large share of foreign pupils are not provided with any guidance or operational support.

WHAT WILL THE FUTURE BRING?

In today's circumstances, no one can make reliable predictions of what the future will bring in terms of trends and dynamics of migration from Ukraine to Poland. The military and political situation in Ukraine and its highly volatile and likely to evolve in the near and distant future. Whether and how the war ends is not known; similarly, no one can predict the degree of destruction of the invaded country and the socio-economic consequences of the conflict. What is clear for sure is the unprecedented growth and the rapid change in the nature of migration from Ukraine to Poland. This massive influx has affected the largest Polish cities in the first place, although they had already hosted a significant number of foreign residents. This is understandable and

What is clear for sure is the unprecedented growth and the rapid change in the nature of migration from Ukraine to Poland.

in line with some past experience. The endogeneity of migration processes highlights the fact that the greatest power of attraction is in those locations that have already reported a strong presence of migrants. Reallocation of migrants to smaller cities is challenging, especially in the long term, as Ukrainian citizens will be inclined to seek life opportunities in places where they can expect to find satisfactory employment and access high-quality public services (child care, education, medical care), i.e. in large cities.
The above trend is reflected in the estimates generated from Selectivv's data from the end of March 2022. They show that between January and March 2022 the population of Ukrainian citizens aged 15 and more increased by 64% and exceeded 2.5 million. In the 12 largest Polish metropolises, the figure was as high as 84% for the nighttime population. On the other hand, the number of Ukrainian citizens staying in the studied metropolitan spaces during the day doubled in the analysed period.
Keep in mind that we are talking about the migration balance at the time of rapid movements of people between Poland and Ukraine. It is very difficult to measure the scale of return journeys to Ukraine, although it has been incomparably smaller than the stream of incoming people fleeing the war.
The UMP report also addresses the methodologically challenging question of supplementing Selectivv's data with the absent, yet undoubtedly significant, component of migration of children aged 0-14. With a view to arriving at some reliable figure, the authors of the report reached to the data on the number of applications of Ukrainian citizens for the

According to the calculations, the "missing" population of Ukrainian children who came to Poland after the outbreak of the war may be even higher than 660,000; in the Warsaw agglomeration alone, there may be 100,000 Ukrainian children.

It is clear that after 24 February 2022 the integration needs and challenges in Polish metropolitan areas have increased dramatically. This applies to all aspects of urban space management.

Polish ID number (PESEL) (the so-called "UKR refugee status") as at 31 March 2022. Taking the age structure of the applicant population as a reference value (in particular, the share of children aged 0-14 reaching 40.3%), they estimated the size of the component of the Ukrainian population balance that is missing from Selectivv's estimates covering the period from January through March 2022. According to their calculations, the "missing" population of Ukrainian children who came to Poland after the outbreak of the war may be even higher than 660,000; in the Warsaw agglomeration alone, there may be 100,000 Ukrainian children. These estimates, however, should be approached as rather conservative due to certain selection taking place in the group of Ukrainian citizens applying for the Polish ID number. These applicants are most probably considering a longer stay in Poland; they are often parents seeking access to social benefits for themselves and their children, let alone access to educational and other public services. As a result, the share of children in the general population of Ukrainian citizens who are seeking shelter in Poland may be lower than in the group applying for the ID.

Regardless of all the burden of uncertainty surrounding the above estimates, especially regarding the share of Ukrainians who will stay in Poland for longer or even for good, it is clear that after 24 February 2022 the integration needs and challenges in Polish metropolitan areas have increased dramatically. This applies to all aspects of urban space management: housing, various types of public services, and issues related to the labour market. The lessons learned from the early weeks of the was show that the spontaneous response from local self-governments, non-governmental organizations and private people made it possible to secure the most urgent needs (temporary accommodation, food, clothing). However, access to the broadest possible public services remains an open question, whether this is child care (subjective prioritization), medical care (including in relation to pandemic risks), or assistance in entering the labour market (recognition of professional qualification, labour market orientation, or retraining). It is also clear, and challenging at the same time, that a clear message should be communicated to the inhabitants of individual metropolitan areas: you should brace yourselves for hindrances in access to various types of public benefits and services, and you should know the objectives and methods of implementing integration schemes. On top of that, the issue of the social and relational dimensions of integration remains open, especially if a large part of our new neighbours decide to stay in Poland for longer.



SELECTED LITERATURE

• Górny A., Kołodziejczyk K., Madej K. Kaczmarczyk P. (2019) Nowe obszary docelowe w migracji z Ukrainy do Polski. Przypadek Bydgoszczy i Wrocławia na tle innych miast.

• CMR Working Papers 118/176, Uniwersytet Warszawski, Warszawa.

• Górny A., Śleszyński P. (2019) Exploring the spatial concentration of foreign employment in Poland under the simplified procedure. Geographia Polonica 92(3): 331-345.

• GUS (2018) Cudzoziemcy na krajowym rynku pracy w ujęciu regionalnym. Warszawa.

• GUS (2020) Populacja cudzoziemców w Polsce w czasie COVID-19. Warszawa.

• Owczarek, D., Żulikowski, P. (2015) Cudzoziemiec - sąsiad wyobrażony czy rzeczywisty? Badanie kapitału społecznego i potencjału integracji społecznej cudzoziemców w gminie Raszyn i Legionowo. Raport z badań jakościowych. W: Segeš Frelak J., Piłat A. (red.), Migranci w Polsce. Segregacja - Sąsiedztwo - Integracja, Instytut Spraw Publicznych, Warszawa, str. 23-121.

• Scholten P., Phenninx R. (2016) The Multilevel Governance of Migration and Integration. W: Garcés-Mascareñas B., Penninx R. (red.) Integration Processes and Policies in Europe. IMISCOE Research Series. Springer, Cham, str. 91-108.

• Toruńczyk-Ruiz S. (2014). Neighbourhood Ties and Migrant Networks: The Case of Circular Ukrainian Migrants in Warsaw, Poland. Central and Eastern European Migration Review 3(1): 41-62.

• UMP (2022) Uczniowie ukraińscy w miastach UMP. Raport na podstawie danych SIO za styczeń 2022.

UNIA METROPOLII POLSKICH

IM. PAWŁA ADAMOWICZA

Białystok

BYDGOSZCZ

GDAŃSK

KATOWICE
dla odmiany

Kraków

Lublin
MIASTO INSPIRACJI

ŁÓDŹ
KREUJE

POZnań

rzeszów
stolica innowacji

floating garden
Szczecin 2050
project

zakochaj się w Warszawie

Wrocław
miasto spotkań

RESEARCH AND ANALYSIS CENTRE

UNION
OF POLISH
METROPOLISES